

ST. LUCIE COUNTY  
1996-97 FISCAL YEAR BUDGET  
BUDGET BY FUND

TABLE OF CONTENTS

	PAGE #
Fund Descriptions.....	B- 1
Fund Budgets.....	B- 6
Major Operating Fund Charts	
General Fund.....	B- 9
Transportation Trust Fund.....	B-10
Unincorporated Services Fund.....	B-11
Law Bnforcement & Courts (F&F).....	B-12
Port & Airport Fund.....	B-13
Mosquito Control Fund.....	B-14
Sanitary Landfill Fund .....	B-15
Golf Course Fund .....	B-16
North Hutchinson Utilities .....	B-17
Sports Complex Fund.....	B-18
Building Code Fund.....	B-19
Automated Services Fund.....	B-20
Insurance & Loss Fund.....	B-21
Service Garage Fund.....	B-22

**ST. LUCIE COUNTY  
FUND DESCRIPTIONS**

**FUND**

**FLA. STATUTE**

**SOURCES AND USES**

**FUND DEFINITION:**

An independent fiscal and accounting entity consisting of self-balancing set of accounts for recording cash and/or other assets together with related liabilities, reserves, and equities segregated for the purpose of carrying on specific activities or attaining certain objectives in accordance with certain defined regulations, restrictions, and limitations.

**GOVERNMENTAL FUND TYPES:**

<b>001</b>	<b>GENERAL FUND</b>	To account for all financial resources except those required to be accounted for in another fund.
<b>101-199</b>	<b>SPECIAL REVENUE FUNDS</b>	To account for the proceeds of specific revenue sources that are legally restricted to expenditure for specific purposes.
<b>201-299</b>	<b>DEBT SERVICE FUNDS</b>	To account for the accumulation of resources for, and the payment of, general long-term debt principal and interest.
<b>301-399</b>	<b>CAPITAL PROJECTS FUNDS</b>	To account for financial resources to be used for the acquisition or construction of major capital projects.
<b>401-499</b>	<b>ENTERPRISE FUNDS</b>	To account for the operations that are financed and operated in a manner similar to private business enterprises where the intent of the governing body is that the costs (expenses, including depreciation) of providing goods or services to the general public on a continuing basis be financed or recovered primarily through user charges.
<b>501-599</b>	<b>INTERNAL SERVICE FUNDS</b>	To account for the financing of goods and services provided by one department or agency or agencies of the governmental unit, or other governmental units, on a cost-reimbursement basis.
<b>601-699</b>	<b>TRUST AND AGENCY FUNDS</b>	To account for assets held by a governmental unit in a trustee capacity or as an agent for individuals, private organizations, other governmental units, and/or other funds.

Source: State of Florida, Uniform Accounting System Manual, 1994 Edition.

**ST. LUCIE COUNTY  
FUND DESCRIPTIONS**

FUND	FLA. STATUTE	SOURCES AND USES
<b><u>GENERAL FUND</u></b>		
001 GENERAL FUND	129.02 (1) F.S.	REV: Ad Valorem Taxes, Sales Tax, Licenses, Racing Tax, User fees, "General" revenue EXP: Leisure Services, Central Services, Health Services, Administrative, Property Appraiser Tax Collector, Clerk to Board, Supervisor of Elections, General, Commission
<b><u>SPECIAL REVENUE FUNDS</u></b>		
101 TRANSPORTATION TRUST	129.02 (2) F.S.	REV: Gas Taxes, Half-cent Sales Tax, Impact Fees, Mobile Home Tags, Permits EXP: Capital Transportation Projects, Road & Bridge, Engineering, Public Works Administration
102 UNINCORPORATED SERVICES	129.02 (6) F.S.	REV: Ad Valorem Taxes, Half-cent Sales Tax, Fees, Fines EXP: Planning, Growth Management, Code Compliance, Comm Dev Admin, Animal Control
104 GRANTS & DONATIONS		REV: Grants EXP: Grant Projects
105 STATE LIBRARY GRANT		REV: State Library Grant, Donations EXP: Library
106 ADDITIONAL COURT COSTS		REV: Court Charges EXP: Reimburse Fund 107 for Additional Court Costs
107 FINE & FORFEITURE FUND	129.02 (3) F.S.	REV: Ad Valorem Taxes, Fines, Junior College and School Resource Officer Charges, E911 Fee EXP: Sheriff, Judicial, Central Communications, Central Services (Jail & Judicial Maintenance)
109 DRUG ABUSE TRUST FUND		REV: Fees EXP: Drug Abuse Programs
111-139 SPECIAL DISTRICTS, MSBU's, MSTU's	129.02 (6) F.S.	REV: Ad Valorem Taxes, Special Assessments EXP: Street Lights, Road/Drainage Improvements to special districts
140 PORT & AIRPORT AUTHORITY	129.02 (6) F.S.	REV: FFA Grants, FDOT Grants, Ad Valorem Taxes, Airport Operating Revenue EXP: Airport Expansion, Port Construction, Airport & Port operations

**ST. LUCIE COUNTY  
FUND DESCRIPTIONS**

FUND	FLA. STATUTE	SOURCES AND USES
145-147 MOSQUITO CONTROL DISTRICT	129.02 (6) F.S.	REV: Ad Valorem Taxes, State Allocation, Grants EXP: Mosquito Control
160 RAD PLAN MAINTENANCE		REV: FPL/State Grant EXP: Radiological Planning and Exercises
170 COURT FACILITIES FUND		REV: Court Fees EXP: Judicial Maintenance & Capital
181 HOUSING AUTHORITY		REV: Residual Funds from Loan Program EXP: St. Lucie County Housing Authority
182 ENVIRONMENTAL LAND ACQUISITION		REV: Ad Valorem Taxes EXP: Environmental Land Acquisition
183 COURT ADMINISTRATOR		REV: Transfer from Fine & Forfeiture(107), Grants, Circuit Counties Share EXP: Court Administrator, Mediation
184 EROSION OPERATING FUND	129.02 (6) F.S.	REV: Ad Valorem Taxes EXP: Erosion Control
<b><u>DEBT SERVICE FUNDS</u></b>		
202-282 INTEREST & SINKING FUNDS	129.02 (5) F.S.	REV: Ad Valorem Taxes, Special Assessments EXP: Debt Service on Bonds
<b><u>CAPITAL PROJECT FUNDS</u></b>		
302 EROSION CAPITAL FUND	129.02 (4) F.S.	REV: Cash Balance from Bond Proceeds, Grants EXP: Erosion Control Capital Projects
304 COMMUNICATIONS SYSTEM FUND	129.02 (4) F.S.	REV: Additional Traffic Fine EXP: New Communications System

**ST. LUCIE COUNTY  
FUND DESCRIPTIONS**

FUND	FLA. STATUTE	SOURCES AND USES
305 BEACH BOND	129.02 (4) F.S.	REV: Cash Balance from Bond Proceeds EXP: Beach Acquisition & Capital Improvements
315 COUNTY BUILDING FUND	129.02 (4) F.S.	REV: Cash Balance from Bond Proceeds EXP: Sheriff's Administration Bldg, ADA Improvements, Capital projects as approved by the BOCC
330-334 CAPITAL MSBU FUNDS	129.02 (4) F.S.	REV: Bond Proceeds, Special Aesessments EXP: MSBU Capital costs
<b><u>ENTERPRISE FUNDS</u></b>		
401-402 S.L.C. LANDFILL		REV: Landfill fees, Garbage Franchise, Grants EXP: Landfill operations, capital, reserves, debt service
418 GOLF COURSE		REV: Golf Course User Fees, Sales EXP: Golf Course Operations
421-452 UTILITY FUNDS		REV: Utility User Fees, Bond Proceeds EXP: Utility operations, capital
461 SPORTS COMPLEX		REV: Sports Complex operating revenues, 2-cent Tourism Tax (transfer from Fund 610) EXP: Sports Complex operations, maintenance, and payment to SLW
491 BUILDING CODE FUND		REV: Permit Fees EXP: Code Compliance(Building Inspections), Growth Management
<b><u>INTERNAL SERVICE FUNDS</u></b>		
501 AUTOMATED SERVICES		REV: Charges to constitutional officers, departments, and outside agencies EXP: Automated Services Department operations and equipment
505 INSURANCE & LOSS FUND		REV: Charges to departments, and constitutional officers EXP: Health and Life Programs, Property, Workers Compensation, and Liability coverage

**ST. LUCIE COUNTY  
FUND DESCRIPTIONS**

FUND	FLA. STATUTE	SOURCES AND USES
510 SERVICE GARAGE		REV: Charges to departments, and constitutional officers for vehicle maintenance EXP: Service Garage Division (Central Services)
<b><u>TRUST AND AGENCY FUNDS</u></b>		
610 TWO-CENT TOURISM TRUST FUND		REV: Two-cent Tourism Tax EXP: Transfer to 461 for Sports Complex Operations & Debt
611 ONE-CENT TOURISM TRUST FUND		REV: One-cent Tourism Tax EXP: Tourism Division Salaries & Promotions
615 IMPACT FEES		REV: Impact Fees EXP: Transfer to 101 for Road projects, Disbursement of other agency fees
620 LAW ENFORCEMENT TRUST FUND		REV: Confiscated Property EXP: Sheriff
625 LAW LIBRARY		REV: Law Library Fees EXP: Law Library operations and books
660 J & J UTILITIES		REV: Utility User Fees EXP: Utility operations
<b>TOTAL FUNDS OF ST. LUCIE COUNTY :</b>	<b>97</b>	

FUND SOURCES & USES are listed in major revenue/expenditure order for each fund.

**ST. LUCIE COUNTY BOARD OF COUNTY COMMISSIONERS  
BUDGET BY FUND  
FISCAL YEAR 1996 - 1997**

FUND NAME	FUND #	1994-95 ACTUAL	1995-96 BUDGET	1995-96 ACTUAL	1996-97 APPROVED	AMOUNT CHANGE	%
GENERAL FUND	001	32,607,586	31,795,180	24,499,491	30,476,434	(1,318,746)	-4%
TRANSPORTATION TRUST FUND	101	23,448,812	24,734,355	9,026,879	26,329,602	1,595,247	6%
UNINCORPORATED SERVICES FUND	102	1,909,355	1,960,539	1,593,748	2,133,178	172,639	8%
LAW ENFORCEMENT MSTU	103	0	0	0	141,603	141,603	100%
GRANTS AND DONATIONS FUND	104	129,777	234,254	129,481	394,000	159,746	41%
LIBRARY SPECIAL GRANTS FUND	105	416,134	436,500	190,844	564,500	128,000	23%
ADDITIONAL COURT COSTS FUND	106	336,000	237,500	245,856	266,000	28,500	11%
FINE AND FORFEITURE FUND	107	37,947,310	37,187,289	35,971,320	39,373,068	2,185,779	6%
ARTS SPECIAL FUND	108	9,000	4,000	0	4,000	0	0%
DRUG ABUSE FUND	109	40,500	28,700	14,000	8,550	(20,150)	-236%
RIVER PARK I FUND	111	36,095	36,105	34,127	37,936	1,831	5%
RIVER PARK II FUND	112	7,220	7,215	6,667	7,523	308	4%
HARMONY HEIGHTS 3 FUND	113	2,815	2,810	2,609	2,992	182	6%
HARMONY HEIGHTS 4 FUND	114	6,015	6,115	5,757	6,434	319	5%
SHERATON PLAZA FUND	115	7,285	6,490	5,646	6,746	256	4%
SUNLAND GARDENS FUND	116	6,560	6,650	6,403	6,989	339	5%
SUNRISE PARK FUND	117	1,715	1,715	1,588	1,847	132	7%
PARADISE PARK	118	10,310	10,200	9,053	10,250	50	0%
HOLIDAY PINES FUND	119	9,720	9,690	9,242	10,337	647	6%
THE GROVE FUND	120	1,915	3,340	1,855	2,373	(967)	-41%
BLAKELY SUBDIVISION FUND	121	1,040	990	862	1,039	49	5%
INDIAN RIVER ESTATES FUND	122	11,510	11,620	11,015	13,218	1,598	12%
QUEENS COVE LIGHTING DISTRICT #13	123	3,250	3,990	3,402	4,146	156	4%
LONGWOOD ESTATES FUND	124	2,000	2,000	2	2,000	0	0%
THE WOODS FUND	125	5,300	4,300	0	5,800	1,500	26%
SOUTHERN OAK ESTATES LIGHTING	126	420	3,500	1,234	1,835	(1,665)	-91%
TWIN OAKS TRAIL ACCESS MSBU FUND	132	0	2,779	42	0	(2,779)	n/a
MONTE CARLO LIGHTING MSTU #4 FUN	136	15,075	19,010	16,811	20,429	1,419	7%
PALM LAKE GARDENS MSTU FUND	138	4,400	2,700	1,343	1,650	(1,050)	-64%
PALM GROVE FUND	139	8,835	8,532	7,420	9,389	857	9%
PORT AND AIRPORT	140	23,244,474	17,204,408	5,898,761	13,542,002	(3,662,406)	-27%
PORT MSBU DEVELOPMENT FUND	142	0	0	479	62,986	62,986	100%

**ST. LUCIE COUNTY BOARD OF COUNTY COMMISSIONERS  
BUDGET BY FUND  
FISCAL YEAR 1996 - 1997**

FUND NAME	FUND #	1994-95 ACTUAL	1995-96 BUDGET	1995-96 ACTUAL	1996-97 APPROVED	AMOUNT CHANGE	%
MOSQUITO CONTROL FUNDS	145	1,914,995	1,877,855	1,383,921	1,817,118	(60,737)	-3%
MOSQUITO CONTROL STATE FUNDS	146	65,000	44,992	28,137	45,080	88	0%
RAD	160	232,590	232,570	207,981	233,672	1,102	0%
COURT FACILITIES	170	442,550	532,500	214,277	425,984	(106,516)	-25%
HOUSING AUTHORITY	181	22,000	15,500	1,841	23,000	7,500	33%
ENVIRONMENTAL LANDS	182	375,000	316,000	63,838	249,500	(66,500)	-27%
COURT ADMINISTRATOR	183	266,943	266,942	220,932	317,363	50,421	16%
EROSION DISTRICT	184	250,000	180,000	100,839	1,848,252	1,668,252	90%
SHIP	185	8,772	354,910	209,198	389,033	34,123	9%
EROSION BOND I & S FUND	202	43,725	52,120	48,360	43,939	(8,181)	-19%
BEACH BOND I & S FUND	205	1,039,131	1,060,362	1,043,976	1,101,630	41,268	4%
5YR BUILDING BOND I & S FUND	215	2,891,623	2,907,750	2,889,016	2,909,750	2,000	0%
JAIL BOND I & S FUND	220	1,038,140	1,039,966	1,026,244	54,000	(985,966)	-1826%
LAKEWOOD PARK MSBU I & S FUND	230	860,888	852,063	0	0	(852,063)	n/a
WAGNER PLACE I & S FUND	231	16,175	17,025	0	0	(17,025)	n/a
F.F.A. ROAD I & S FUND	233	34,365	17,575	0	0	(17,575)	n/a
SPECIAL ASSESSMENT - SHI I&S FUND	252	0	2,688,000	0	0	(2,688,000)	n/a
ENVIRONMENTAL LAND I & S FUND	282	0	100,000	34,932	1,781,422	1,681,422	94%
EROSION CONTROL FUND	302	1,957,523	1,455,500	99,607	0	(1,455,500)	n/a
COMMUNICATIONS SYSTEM	304	597,000	923,500	0	1,423,000	499,500	35%
BEACH BOND	305	360,000	328,700	40,277	320,000	(8,700)	-3%
COUNTY BUILDING BOND FUND	315	13,750,000	6,901,000	1,555,479	8,245,839	1,344,839	16%
TWIN OAK TRAIL ACCESS FUND	332	29,360	25,000	0	0	(25,000)	n/a
F.A.A. ROAD FUND	333	120,000	0	0	0	0	n/a
BECKER ROAD ASSESSMENT CAPITAL	335	0	2,000,000	407,555	1,798,240	(201,760)	-11%
KING ORANGE MSBU	336	0	234,168	2	234,168	0	0%
SHI WSTEWATER TREATMENT	352	0	18,874,900	9,589,720	11,000,000	(7,874,900)	-72%
ENVIRONMENTAL LAND CAPITAL	382	0	2,873,505	2,280,891	17,000,000	14,126,495	83%
SANITARY LANDFILL	401	7,931,323	9,003,574	4,316,228	9,293,553	289,979	3%
LANDFILL CAPITAL	402	2,700,000	2,500,000	1,121,495	1,900,000	(600,000)	-32%
GOLF COURSE	418	2,349,122	1,825,226	1,339,545	1,668,750	(156,476)	-9%
HEW UTILITIES	421	67,650	106,334	97,371	96,364	(9,970)	-10%
NO. HUTCHINSON UTILITIES	441	4,073,272	1,319,681	1,237,637	1,762,403	442,722	25%



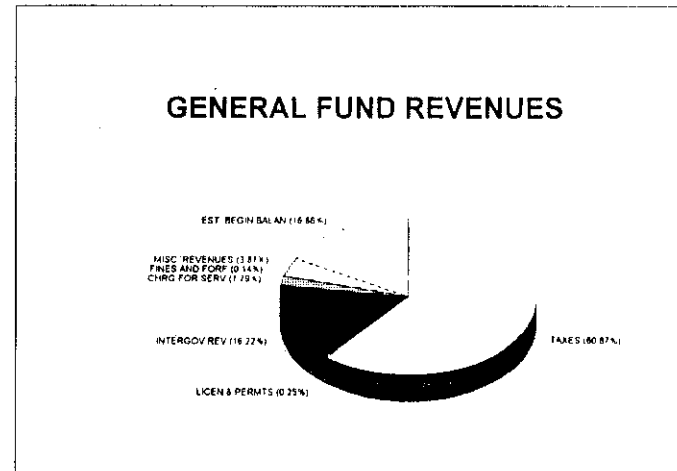
**ST. LUCIE COUNTY BOARD OF COUNTY COMMISSIONERS  
BUDGET BY FUND  
FISCAL YEAR 1996 - 1997**

FUND NAME	FUND #	1994-95 ACTUAL	1995-96 BUDGET	1995-96 ACTUAL	1996-97 APPROVED	AMOUNT CHANGE	%
NO. HUTHINSON CAPITAL	442	0	826,493	3,312,804	0	(826,493)	n/a
NO. HUTCHINSON R&R	448	0	0	0	200,000	200,000	100%
NO. HUTCHINSON CAPITAL	449	83,000	83,000	12,871	808,519	725,519	90%
SO. HUTCHINSON UTIITIES FUND	451	13,190,526	0	0	559,238	559,238	100%
SPORTS COMPLEX	461	2,266,550	1,442,750	787,434	1,063,545	(379,205)	-36%
BUILDING CODE FUND	491	642,857	735,470	649,991	681,650	(53,820)	-8%
AUTOMATED SERVICES	501	3,335,648	3,393,178	3,424,590	3,362,724	(30,454)	-1%
INSURANCE & LOSS	505	11,016,400	7,489,775	6,687,668	7,403,125	(86,650)	-1%
SERVICE GARAGE	510	1,823,957	1,857,100	1,370,418	1,657,000	(200,100)	-12%
TOURIST DEVELOPMENT	610	549,100	554,750	581,220	579,550	24,800	4%
TOURIST DEVELOPMENT-ADVERTISING	611	407,516	311,117	304,141	275,500	(35,617)	-13%
LAW ENFORCEMENT TRUST FUND	620	54,206	0	143,780	0	0	n/a
LAW LIBRARY	625	0	0	136,904	0	0	n/a
J & J UTILITIES	660	59,200	90,132	72,012	61,132	(29,000)	-47%
<b>TOTAL BUDGET:</b>		<b>197,096,535</b>	<b>191,683,459</b>	<b>124,739,070</b>	<b>196,082,899</b>	<b>4,399,440</b>	<b>2%</b>

## GENERAL FUND - REVENUES BY SOURCE - EXPENDITURES BY FUNCTION

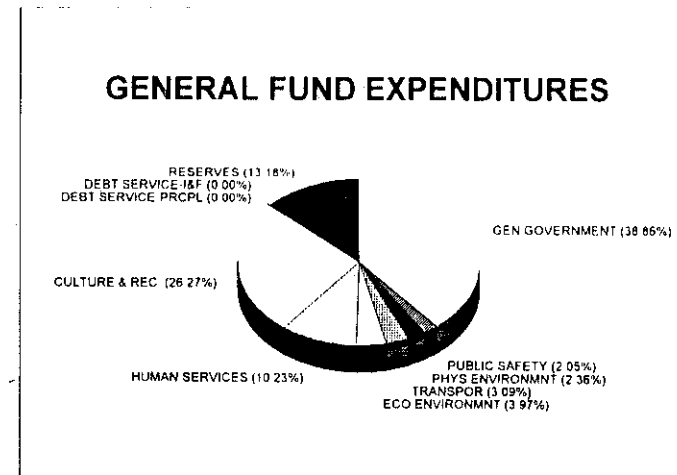
### GENERAL FUND REVENUES BY SOURCE

TAXES	\$19,279,816
LICENSES & PERMITS	80,000
INTERGOVERNMENTAL REVENUES	5,137,412
CHARGES FOR SERVICES	566,700
FINES AND FORFEITS	44,000
MISCELLANEOUS REVENUES	1,224,495
<b>OTHER FINANCING SOURCES</b>	
INTERFUND TRANSFERS-IN	0
PROCEEDS FROM LOANS/BONDS	0
INTERNAL SERVICES	0
LESS 5%	(1,197,235)
EST. BEGINNING BALANCES	5,341,246
<b>TOTAL</b>	<b>30,476,434</b>



### GENERAL FUND EXPENDITURES BY SOURCE

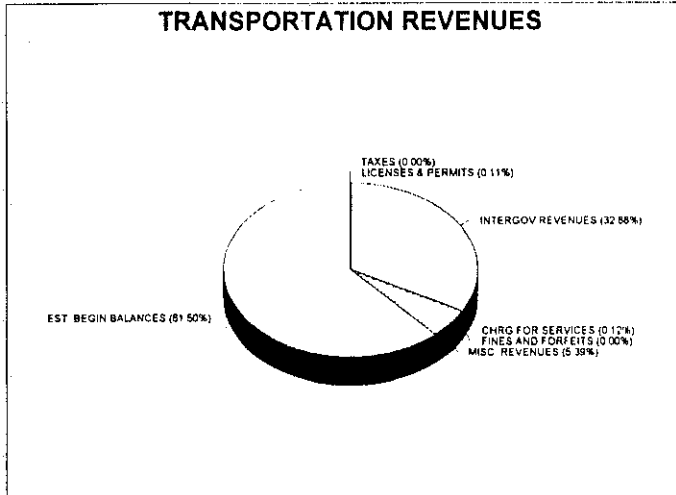
GENERAL GOVERNMENT	\$11,843,572
PUBLIC SAFETY	624,012
PHYSICAL ENVIRONMENT	718,913
TRANSPORTATION	942,063
ECONOMIC ENVIRONMENT	1,209,299
HUMAN SERVICES	3,117,877
CULTURE & RECREATION	8,004,751
DEBT SERVICE-PRINCIPAL	0
DEBT SERVICE-INTEREST & FEES	\$0
	26,460,487
<b>OTHER FINANCING USES</b>	
INTERFUND TRANSFERS	0
	26,460,487
RESERVES	4,015,947
<b>TOTAL</b>	<b>30,476,434</b>



## TRANSPORTATION- REVENUES BY SOURCE - EXPENDITURES BY FUNCTION

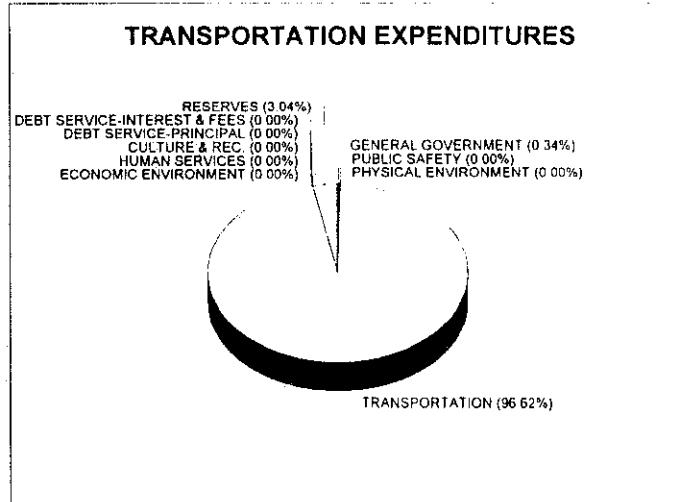
### TRANSPORTATION REVENUES BY SOURCE

TAXES	0
LICENSES & PERMITS	30,000
INTERGOVERNMENTAL REVENUES	8,742,452
CHARGES FOR SERVICES	32,000
FINES AND FORFEITS	0
MISCELLANEOUS REVENUES	1,432,000
OTHER FINANCING SOURCES	0
INTERFUND TRANSFERS-IN	0
PROCEEDS FROM LOANS/BONDS	0
INTERNAL SERVICES	0
LESS 5%	(256,850)
EST. BEGINNING BALANCES	16,350,000
TOTAL	26,329,602



### TRANSPORTATION EXPENDITURES BY SOURCE

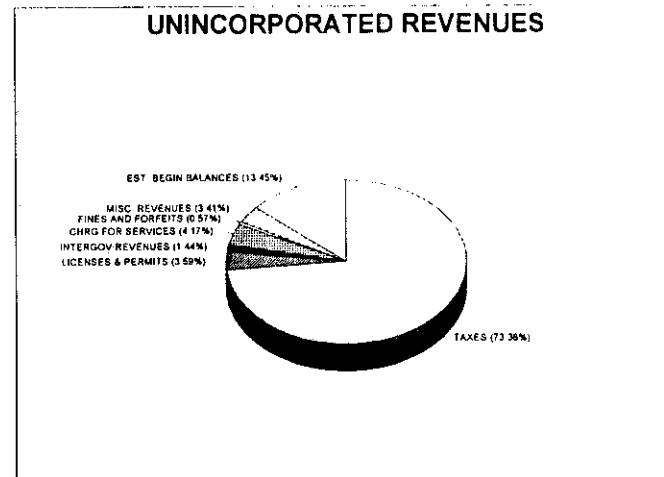
GENERAL GOVERNMENT	\$89,090
PUBLIC SAFETY	0
PHYSICAL ENVIRONMENT	0
TRANSPORTATION	25,440,444
ECONOMIC ENVIRONMENT	0
HUMAN SERVICES	0
CULTURE & RECREATION	0
DEBT SERVICE-PRINCIPAL	0
DEBT SERVICE-INTEREST & FEES	0
	25,529,534
OTHER FINANCING USES	0
INTERFUND TRANSFERS	0
	25,529,534
RESERVES	800,068
TOTAL	26,329,602



## UNINCORPORATED - REVENUES BY SOURCE - EXPENDITURES BY FUNCTION

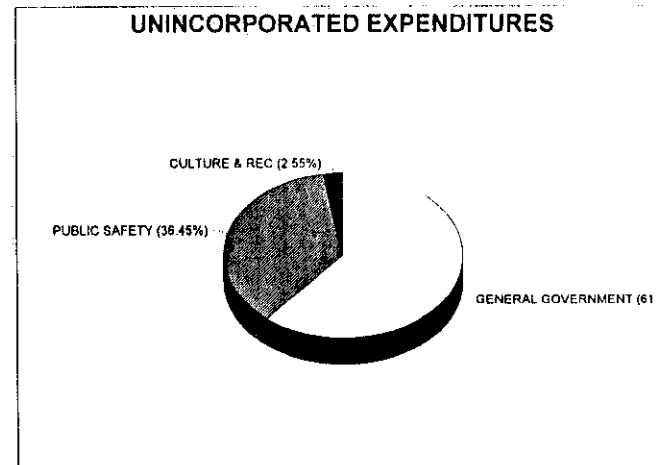
### UNINCORPORATED FUND REVENUES BY SOURCE

TAXES	1,635,661
LICENSES & PERMITS	80,000
INTERGOVERNMENTAL REVENUES	32,200
CHARGES FOR SERVICES	93,000
FINES AND FORFEITS	12,800
MISCELLANEOUS REVENUES	76,000
OTHER FINANCING SOURCES	0
INTERFUND TRANSFERS-IN	0
PROCEEDS FROM LOANS/BONDS	0
INTERNAL SERVICES	0
LESS 5%	(96,483)
EST. BEGINNING BALANCES	300,000
<b>TOTAL</b>	<b>2,133,178</b>



### UNINCORPORATED FUND EXPENDITURES BY SOURCE

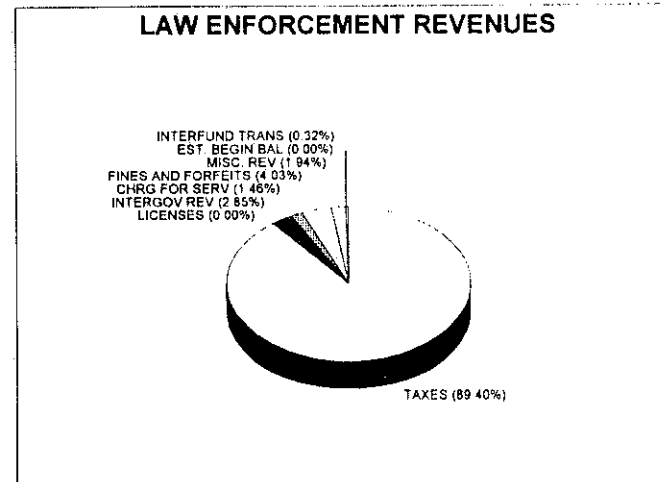
GENERAL GOVERNMENT	\$1,154,923
PUBLIC SAFETY	690,128
PHYSICAL ENVIRONMENT	0
TRANSPORTATION	0
ECONOMIC ENVIRONMENT	0
HUMAN SERVICES	0
CULTURE & RECREATION	48,300
DEBT SERVICE-PRINCIPAL	0
DEBT SERVICE-INTEREST & FEES	0
	1,893,351
OTHER FINANCING USES	
INTERFUND TRANSFERS	239,827
	2,133,178
RESERVES	0
<b>TOTAL</b>	<b>2,133,178</b>



## LAW ENFORCEMENT - REVENUES BY SOURCE - EXPENDITURES BY FUNCTION

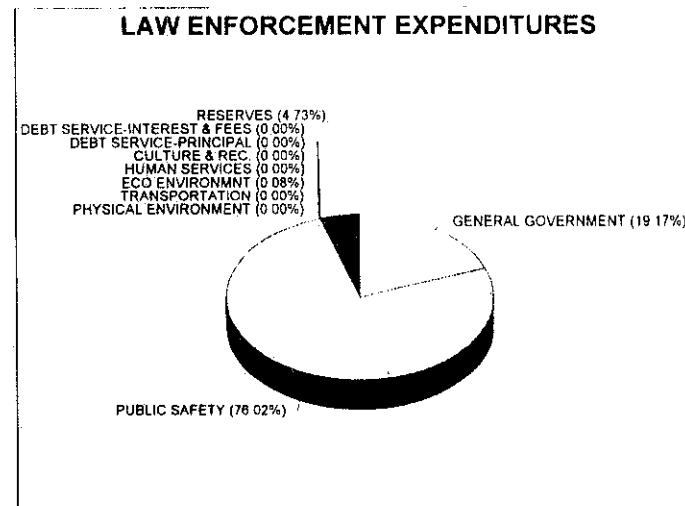
### LAW ENFORCEMENT REVENUES BY SOURCE

TAXES	\$37,041,698
LICENSES & PERMITS	0
INTERGOVERNMENTAL REVENUES	1,180,213
CHARGES FOR SERVICES	605,000
FINES AND FORFEITS	1,670,000
MISCELLANEOUS REVENUES	803,708
OTHER FINANCING SOURCES	133,280
INTERFUND TRANSFERS-IN	133,280
PROCEEDS FROM LOANS/BONDS	0
INTERNAL SERVICES	0
LESS 5%	(2,060,831)
EST. BEGINNING BALANCES	0
<b>TOTAL</b>	<b>39,373,068</b>



### LAW ENFORCEMENT EXPENDITURES BY SOURCE

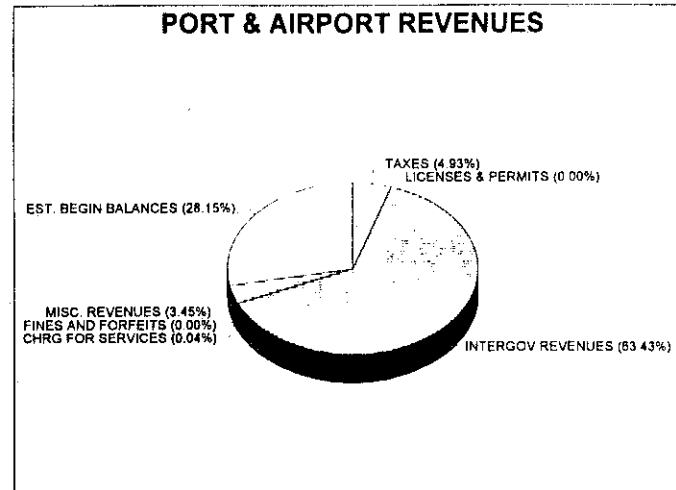
GENERAL GOVERNMENT	\$7,533,315
PUBLIC SAFETY	29,873,613
PHYSICAL ENVIRONMENT	0
TRANSPORTATION	0
ECONOMIC ENVIRONMENT	33,000
HUMAN SERVICES	0
CULTURE & RECREATION	0
DEBT SERVICE-PRINCIPAL	0
DEBT SERVICE-INTEREST & FEES	0
	37,439,928
OTHER FINANCING USES	
INTERFUND TRANSFERS	73,755
	37,513,683
RESERVES	1,859,385
<b>TOTAL</b>	<b>39,373,068</b>



## PORT & AIRPORT- REVENUES BY SOURCE - EXPENDITURES BY FUNCTION

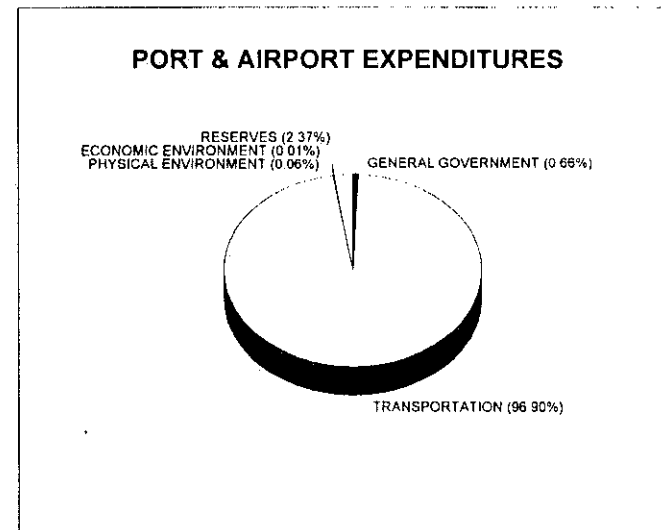
### PORT & AIRPORT REVENUES BY SOURCE

TAXES	\$670,649
LICENSES & PERMITS	0
INTERGOVERNMENTAL REVENUES	8,626,441
CHARGES FOR SERVICES	5,000
FINES AND FORFEITS	0
MISCELLANEOUS REVENUES	469,650
OTHER FINANCING SOURCES	0
INTERFUND TRANSFERS-IN	0
PROCEEDS FROM LOANS/BONDS	0
INTERNAL SERVICES	0
LESS 5%	(57,265)
EST. BEGINNING BALANCES	3,827,527
<b>TOTAL</b>	<b>13,542,002</b>



### PORT & AIRPORT EXPENDITURES BY SOURCE

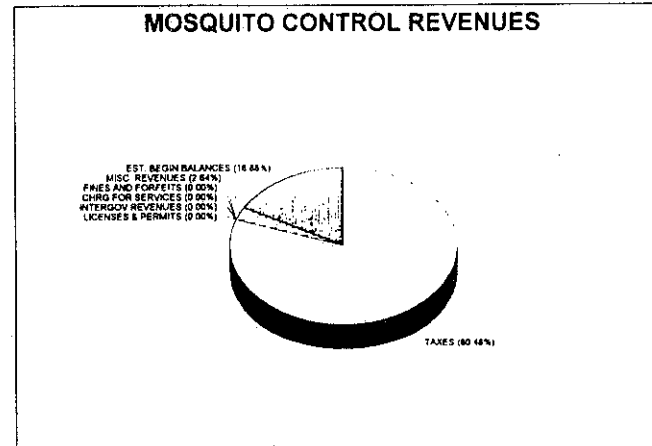
GENERAL GOVERNMENT	\$89,975
PUBLIC SAFETY	0
PHYSICAL ENVIRONMENT	7,700
TRANSPORTATION	13,122,806
ECONOMIC ENVIRONMENT	1,200
HUMAN SERVICES	0
CULTURE & RECREATION	0
DEBT SERVICE-PRINCIPAL	0
DEBT SERVICE-INTEREST & FEES	0
	13,221,681
OTHER FINANCING USES	
INTERFUND TRANSFERS	0
	13,221,681
RESERVES	320,321
<b>TOTAL</b>	<b>13,542,002</b>



## MOSQUITO CONTROL - REVENUES BY SOURCE - EXPENDITURES BY FUNCTION

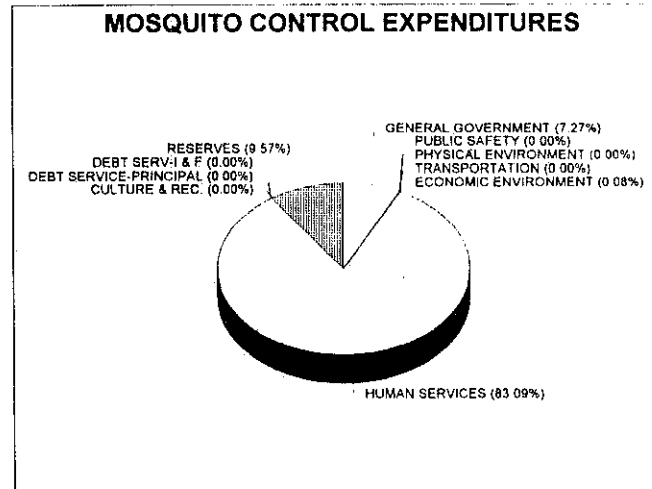
### MOSQUITO CONTROL REVENUES BY SOURCE

TAXES	\$1,525,914
LICENSES & PERMITS	0
INTERGOVERNMENTAL REVENUES	0
CHARGES FOR SERVICES	0
FINES AND FORFEITS	0
MISCELLANEOUS REVENUES	50,000
OTHER FINANCING SOURCES	0
INTERFUND TRANSFERS-IN	0
PROCEEDS FROM LOANS/BONDS	0
INTERNAL SERVICES	0
LESS 5%	(78,796)
EST. BEGINNING BALANCES	320,000
<b>TOTAL</b>	<b>1,817,118</b>



### MOSQUITO CONTROL EXPENDITURES BY SOURCE

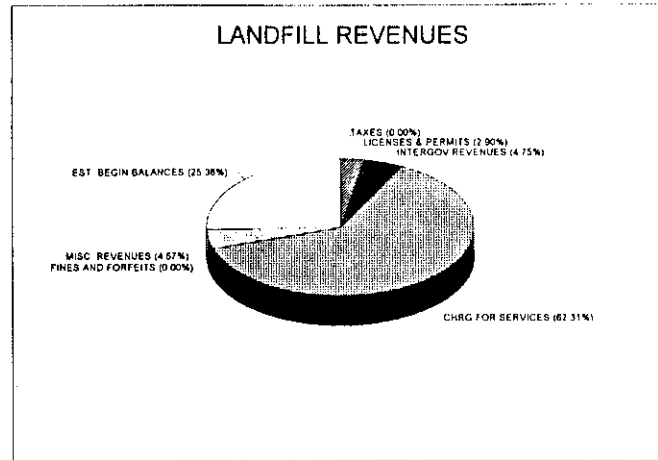
GENERAL GOVERNMENT	\$132,134
PUBLIC SAFETY	0
PHYSICAL ENVIRONMENT	0
TRANSPORTATION	0
ECONOMIC ENVIRONMENT	1,400
HUMAN SERVICES	1,509,761
CULTURE & RECREATION	0
DEBT SERVICE-PRINCIPAL	0
DEBT SERVICE-INTEREST & FEES	0
OTHER FINANCING USES	1,643,295
INTERFUND TRANSFERS	0
RESERVES	173,823
<b>TOTAL</b>	<b>1,817,118</b>



## LANDFILL FUND- REVENUES BY SOURCE - EXPENDITURES BY FUNCTION

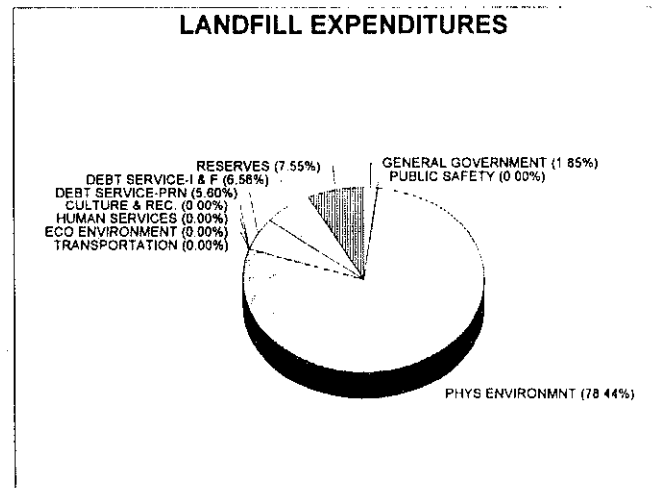
### LANDFILL FUND REVENUES BY SOURCE

TAXES	\$0
LICENSES & PERMITS	279,000
INTERGOVERNMENTAL REVENUES	457,244
CHARGES FOR SERVICES	6,000,000
FINES AND FORFEITS	0
MISCELLANEOUS REVENUES	450,000
OTHER FINANCING SOURCES	0
INTERFUND TRANSFERS-IN	0
PROCEEDS FROM LOANS/BONDS	0
INTERNAL SERVICES	0
LESS 5%	(336,450)
EST. BEGINNING BALANCES	2,443,759
<b>TOTAL</b>	<b>9,293,553</b>



### LANDFILL FUND EXPENDITURES BY SOURCE

GENERAL GOVERNMENT	\$172,000
PUBLIC SAFETY	0
PHYSICAL ENVIRONMENT	7,289,808
TRANSPORTATION	0
ECONOMIC ENVIRONMENT	0
HUMAN SERVICES	0
CULTURE & RECREATION	0
DEBT SERVICE-PRINCIPAL	520,000
DEBT SERVICE-INTEREST & FEES	610,015
OTHER FINANCING USES	8,591,823
INTERFUND TRANSFERS	0
RESERVES	8,591,823
TOTAL	701,730
<b>TOTAL</b>	<b>9,293,553</b>

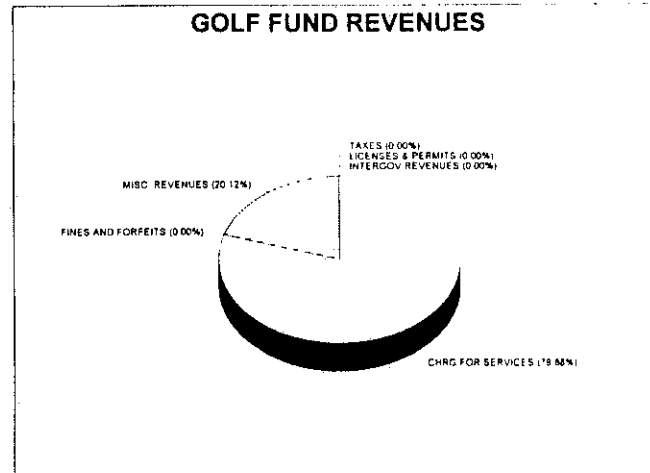




## GOLF FUND - REVENUES BY SOURCE - EXPENDITURES BY FUNCTION

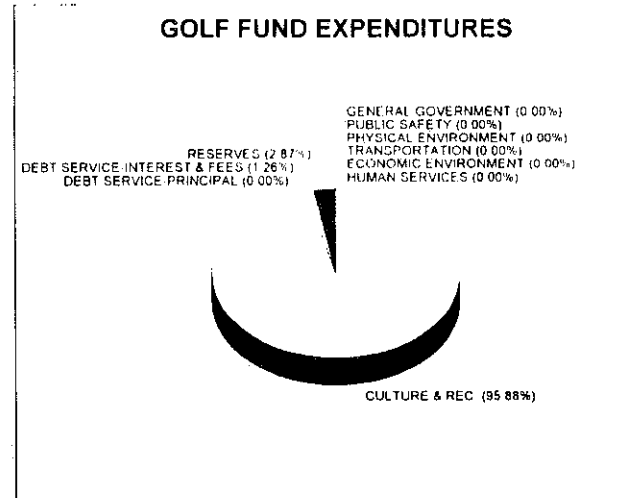
### GOLF FUND REVENUES BY SOURCE

TAXES	\$0
LICENSES & PERMITS	0
INTERGOVERNMENTAL REVENUES	0
CHARGES FOR SERVICES	1,298,000
FINES AND FORFEITS	0
MISCELLANEOUS REVENUES	327,000
OTHER FINANCING SOURCES	0
INTERFUND TRANSFERS-IN	0
PROCEEDS FROM LOANS/BONDS	0
INTERNAL SERVICES	0
LESS 5%	(81,250)
EST. BEGINNING BALANCES	125,000
<b>TOTAL</b>	<b>1,668,750</b>



### GOLF FUND EXPENDITURES BY SOURCE

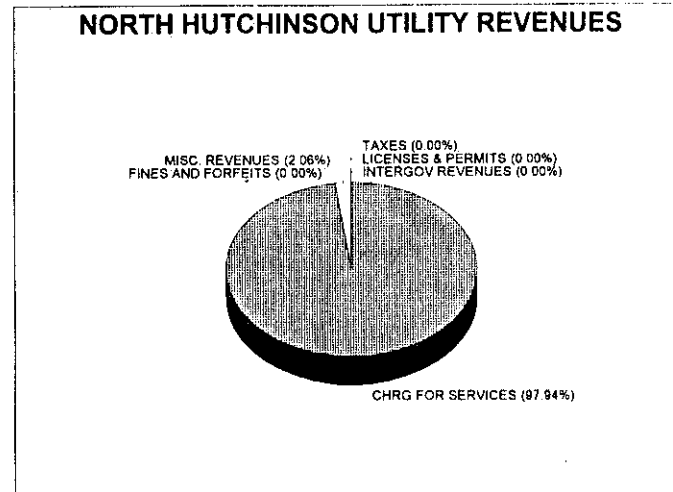
GENERAL GOVERNMENT	0
PUBLIC SAFETY	0
PHYSICAL ENVIRONMENT	0
TRANSPORTATION	0
ECONOMIC ENVIRONMENT	0
HUMAN SERVICES	0
CULTURE & RECREATION	1,599,940
DEBT SERVICE-PRINCIPAL	0
DEBT SERVICE-INTEREST & FEES	21,000
	1,620,940
OTHER FINANCING USES	0
INTERFUND TRANSFERS	0
	1,620,940
RESERVES	47,810
<b>TOTAL</b>	<b>1,668,750</b>



# NORTH HUTCHINSON UTILITIES - REVENUES BY SOURCE - EXPENDITURES BY FUNCTION

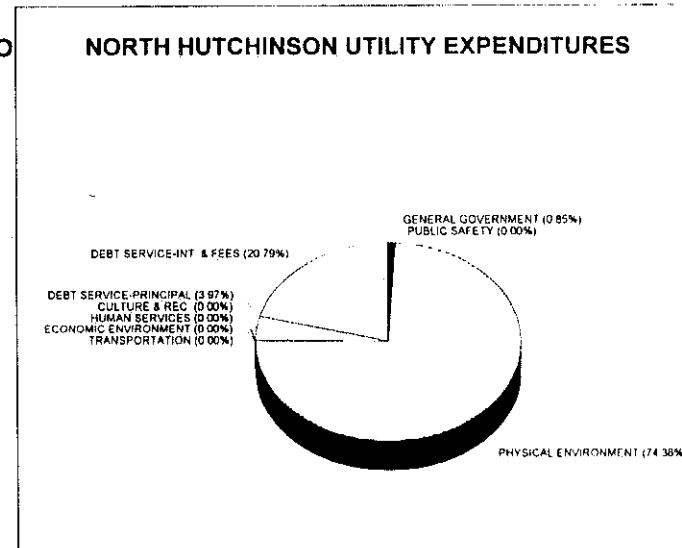
## NORTH HUTCHINSON UTILITIES REVENUES BY SOURCE

TAXES	\$0
LICENSES & PERMITS	0
INTERGOVERNMENTAL REVENUES	0
CHARGES FOR SERVICES	1,425,161
FINES AND FORFEITS	0
MISCELLANEOUS REVENUES	30,000
OTHER FINANCING SOURCES	0
INTERFUND TRANSFERS-IN	0
PROCEEDS FROM LOANS/BONDS	0
INTERNAL SERVICES	0
LESS 5%	(72,758)
EST. BEGINNING BALANCES	380,000
<b>TOTAL</b>	<b>1,762,403</b>



## NORTH HUTCHINSON UTILITIES EXPENDITURES BY SO

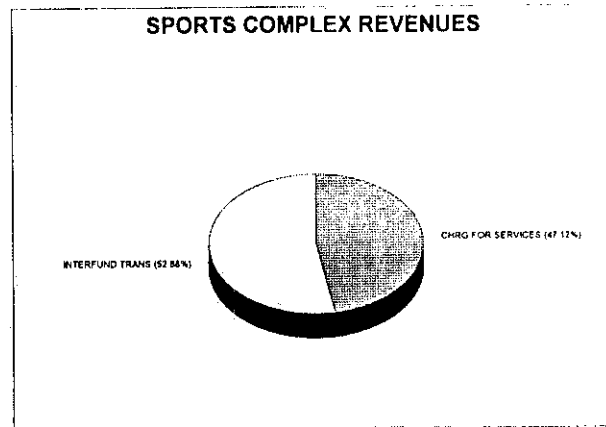
GENERAL GOVERNMENT	15,000
PUBLIC SAFETY	0
PHYSICAL ENVIRONMENT	1,310,944
TRANSPORTATION	0
ECONOMIC ENVIRONMENT	0
HUMAN SERVICES	0
CULTURE & RECREATION	0
DEBT SERVICE-PRINCIPAL	70,000
DEBT SERVICE-INTEREST & FEES	366,459
	1,762,403
OTHER FINANCING USES	
INTERFUND TRANSFERS	0
	1,762,403
RESERVES	0
<b>TOTAL</b>	<b>1,762,403</b>



## SPORTS COMPLEX - REVENUES BY SOURCE - EXPENDITURES BY FUNCTION

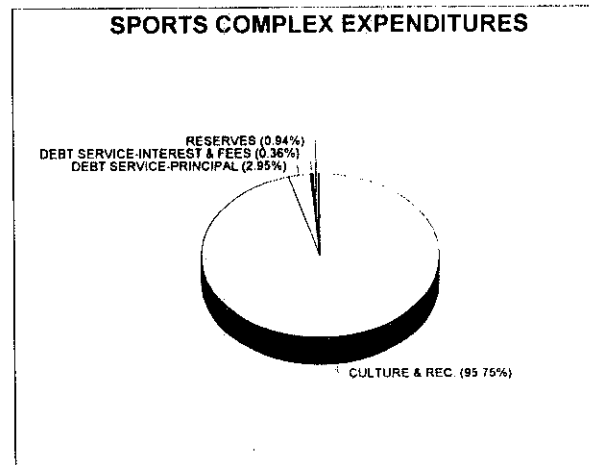
### SPORTS COMPLEX REVENUES BY SOURCE

TAXES	\$0
LICENSES & PERMITS	0
INTERGOVERNMENTAL REVENUES	0
CHARGES FOR SERVICES	501,095
FINES AND FORFEITS	0
MISCELLANEOUS REVENUES	0
OTHER FINANCING SOURCES	0
INTERFUND TRANSFERS-IN	562,450
PROCEEDS FROM LOANS/BONDS	0
INTERNAL SERVICES	0
LESS 5%	0
EST. BEGINNING BALANCES	0
<b>TOTAL</b>	<b>1,063,545</b>



### SPORTS COMPLEX EXPENDITURES BY SOURCE

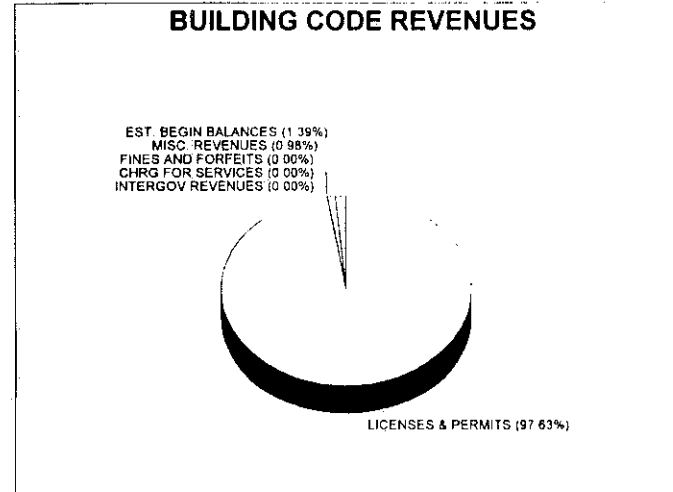
GENERAL GOVERNMENT	\$0
PUBLIC SAFETY	0
PHYSICAL ENVIRONMENT	0
TRANSPORTATION	0
ECONOMIC ENVIRONMENT	0
HUMAN SERVICES	0
CULTURE & RECREATION	1,018,300
DEBT SERVICE-PRINCIPAL	31,392
DEBT SERVICE-INTEREST & FEES	3,853
OTHER FINANCING USES	1,053,545
INTERFUND TRANSFERS	0
RESERVES	10,000
<b>TOTAL</b>	<b>1,063,545</b>



## BUILDING CODE- REVENUES BY SOURCE - EXPENDITURES BY FUNCTION


### BUILDING CODE REVENUES BY SOURCE

TAXES	\$0
LICENSES & PERMITS	700,000
INTERGOVERNMENTAL REVENUES	0
CHARGES FOR SERVICES	0
FINES AND FORFEITS	0
MISCELLANEOUS REVENUES	7,000
OTHER FINANCING SOURCES	0
INTERFUND TRANSFERS-IN	0
PROCEEDS FROM LOANS/BONDS	0
INTERNAL SERVICES	0
LESS 5%	(35,350)
EST. BEGINNING BALANCES	10,000
<b>TOTAL</b>	<b>681,650</b>



### BUILDING CODE EXPENDITURES BY SOURCE

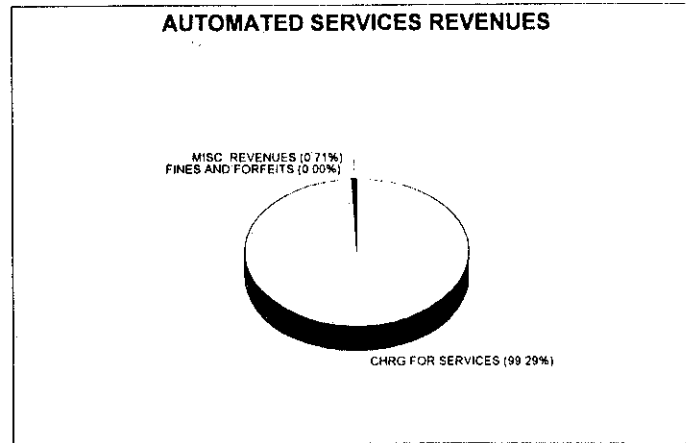
GENERAL GOVERNMENT	\$245,736
PUBLIC SAFETY	386,914
PHYSICAL ENVIRONMENT	0
TRANSPORTATION	0
ECONOMIC ENVIRONMENT	0
HUMAN SERVICES	0
CULTURE & RECREATION	0
DEBT SERVICE-PRINCIPAL	0
DEBT SERVICE-INTEREST & FEES	0
	632,650
OTHER FINANCING USES	
INTERFUND TRANSFERS	0
	632,650
RESERVES	49,000
<b>TOTAL</b>	<b>681,650</b>



## AUTOMATED SERVICES - REVENUES BY SOURCE - EXPENDITURES BY FUNCTION

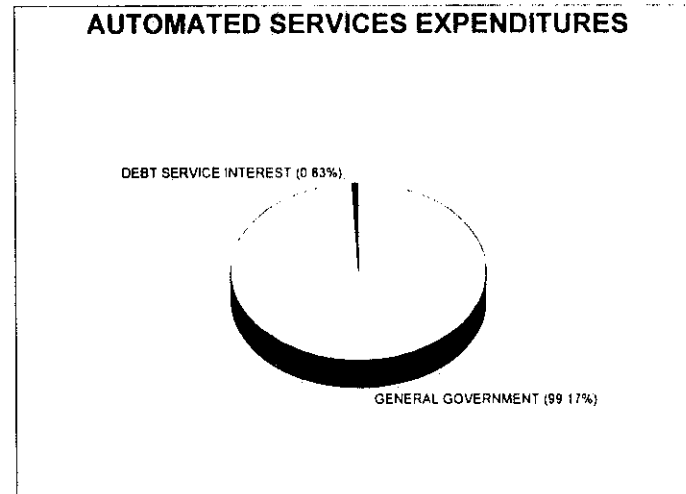
### AUTOMATED SERVICES REVENUES BY SOURCE

TAXES	\$0
LICENSES & PERMITS	0
INTERGOVERNMENTAL REVENUES	0
CHARGES FOR SERVICES	3,338,802
FINES AND FORFEITS	0
MISCELLANEOUS REVENUES	23,922
OTHER FINANCING SOURCES	0
INTERFUND TRANSFERS-IN	0
PROCEEDS FROM LOANS/BONDS	0
INTERNAL SERVICES	0
LESS 5%	0
EST. BEGINNING BALANCES	0
<b>TOTAL</b>	<b>3,362,724</b>



### AUTOMATED SERVICES EXPENDITURES BY SOURCE


GENERAL GOVERNMENT	\$3,334,724
PUBLIC SAFETY	0
PHYSICAL ENVIRONMENT	0
TRANSPORTATION	0
ECONOMIC ENVIRONMENT	0
HUMAN SERVICES	0
CULTURE & RECREATION	0
DEBT SERVICE-PRINCIPAL	0
DEBT SERVICE-INTEREST & FEES	28,000
	3,362,724
OTHER FINANCING USES	0
INTERFUND TRANSFERS	0
	3,362,724
RESERVES	0
<b>TOTAL</b>	<b>3,362,724</b>



## INSURANCE & LOSS - REVENUES BY SOURCE - EXPENDITURES BY FUNCTION

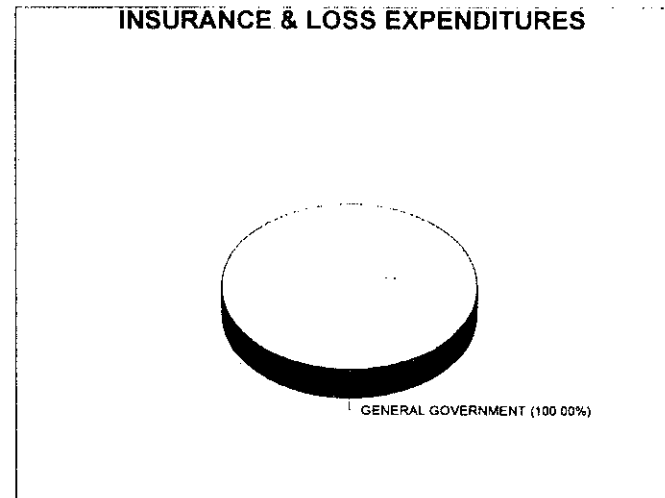
### INSURANCE & LOSS REVENUES BY SOURCE

TAXES	\$0
LICENSES & PERMITS	0
INTERGOVERNMENTAL REVENUES	0
CHARGES FOR SERVICES	6,866,760
FINES AND FORFEITS	0
MISCELLANEOUS REVENUES	0
OTHER FINANCING SOURCES	0
INTERFUND TRANSFERS-IN	0
PROCEEDS FROM LOANS/BONDS	0
INTERNAL SERVICES	0
LESS 5%	0
<b>EST. BEGINNING BALANCES</b>	<b>536,365</b>
<b>TOTAL</b>	<b>7,403,125</b>



### INSURANCE & LOSS EXPENDITURES BY SOURCE


GENERAL GOVERNMENT	\$7,403,125
PUBLIC SAFETY	0
PHYSICAL ENVIRONMENT	0
TRANSPORTATION	0
ECONOMIC ENVIRONMENT	0
HUMAN SERVICES	0
CULTURE & RECREATION	0
DEBT SERVICE-PRINCIPAL	0
DEBT SERVICE-INTEREST & FEES	0
	<b>7,403,125</b>
OTHER FINANCING USES	
INTERFUND TRANSFERS	0
	<b>7,403,125</b>
RESERVES	0
<b>TOTAL</b>	<b>7,403,125</b>



## CENTRAL GARAGE - REVENUES BY SOURCE - EXPENDITURES BY FUNCTION

### CENTRAL GARAGE REVENUES BY SOURCE

TAXES	\$0
LICENSES & PERMITS	0
INTERGOVERNMENTAL REVENUES	0
CHARGES FOR SERVICES	1,657,000
FINES AND FORFEITS	0
MISCELLANEOUS REVENUES	0
OTHER FINANCING SOURCES	0
INTERFUND TRANSFERS-IN	0
PROCEEDS FROM LOANS/BONDS	0
INTERNAL SERVICES	0
LESS 5%	0
EST. BEGINNING BALANCES	0
<b>TOTAL</b>	<b>1,657,000</b>



### CENTRAL GARAGE EXPENDITURES BY SOURCE

GENERAL GOVERNMENT	1,580,015
PUBLIC SAFETY	0
PHYSICAL ENVIRONMENT	0
TRANSPORTATION	0
ECONOMIC ENVIRONMENT	0
HUMAN SERVICES	0
CULTURE & RECREATION	0
DEBT SERVICE-PRINCIPAL	0
DEBT SERVICE-INTEREST & FEES	0
	1,580,015
OTHER FINANCING USES	
INTERFUND TRANSFERS	0
	1,580,015
RESERVES	76,985
<b>TOTAL</b>	<b>1,657,000</b>

