

**ST. LUCIE COUNTY
1997-98 FISCAL YEAR BUDGET
BUDGET BY FUND**

TABLE OF CONTENTS

	PAGE #
Fund Descriptions.....	B- 1
Fund Budgets.....	B- 7
Major Operating Fund Charts	
Revenue	B-10
Expenditures	B-11
General Fund.....	B-12
Transportation Trust Fund.....	B-13
Unincorporated Services Fund.....	B-14
Law Enforcement & Courts (F&F).....	B-15
Port & Airport Fund.....	B-16
Mosquito Control Fund.....	B-17
Sanitary Landfill Fund	B-18
Golf Course Fund	B-19
North Hutchinson Utilities	B-20
Sports Complex Fund.....	B-21
Building Code Fund.....	B-22
Automated Services Fund.....	B-23
Insurance & Loss Fund.....	B-24
Service Garage Fund.....	B-25

**ST. LUCIE COUNTY
FUND DESCRIPTIONS**

FUND

FLA. STATUTE

SOURCES AND USES

FUND DEFINITION:

An independent fiscal and accounting entity consisting of self-balancing set of accounts for recording cash and/or other assets together with related liabilities, reserves, and equities segregated for the purpose of carrying on specific activities or attaining certain objectives in accordance with certain defined regulations, restrictions, and limitations.

GOVERNMENTAL FUND TYPES:

- | | | |
|----------------|-------------------------------|--|
| 001 | GENERAL FUND | To account for all financial resources except those required to be accounted for in another fund. |
| 101-199 | SPECIAL REVENUE FUNDS | To account for the proceeds of specific revenue sources that are legally restricted to expenditure for specific purposes. |
| 201-299 | DEBT SERVICE FUNDS | To account for the accumulation of resources for, and the payment of, general long-term debt principal and interest. |
| 301-399 | CAPITAL PROJECTS FUNDS | To account for financial resources to be used for the acquisition or construction of major capital projects. |
| 401-499 | ENTERPRISE FUNDS | To account for the operations that are financed and operated in a manner similar to private business enterprises where the intent of the governing body is that the costs (expenses, including depreciation) of providing goods or services to the general public on a continuing basis be financed or recovered primarily through user charges. |
| 501-599 | INTERNAL SERVICE FUNDS | To account for the financing of goods and services provided by one department or agency or agencies of the governmental unit, or other governmental units, on a cost-reimbursement basis. |
| 601-699 | TRUST AND AGENCY FUNDS | To account for assets held by a governmental unit in a trustee capacity or as an agent for individuals, private organizations, other governmental units, and/or other funds. |

Source: State of Florida, Uniform Accounting System Manual, 1994 Edition.

**ST. LUCIE COUNTY
FUND DESCRIPTIONS**

FUND	FLA. STATUTE	SOURCES AND USES
<u>GENERAL FUND</u>		
001 GENERAL FUND	129.02 (1) F.S.	REV: Ad Valorem Taxes, Sales Tax, Franchise Fees, Licenses, Racing Tax, User fees, "General" revenue EXP: Leisure Services, Central Services, Health Services, Administrative, Property Appraiser Tax Collector, Clerk to Board, Supervisor of Elections, General, Commission
<u>SPECIAL REVENUE FUNDS</u>		
101 TRANSPORTATION TRUST	129.02 (2) F.S.	REV: Gas Taxes, Half-cent Sales Tax, Impact Fees, Franchise Fees, Mobile Home Tags, Permits EXP: Capital Transportation Projects, Road & Bridge, Engineering, Public Works Administration
102 UNINCORPORATED SERVICES	129.02 (6) F.S.	REV: Ad Valorem Taxes, Fees, Fines EXP: Planning, Growth Management, Code Compliance, Comm Dev Admin, Animal Control
103 LAW ENFORCEMENT MSTU		REV: Ad Valorem Taxes EXP: Reimburse Fund 107 for road patrol for the unincorporated area.
104 GRANTS & DONATIONS		REV: Grants EXP: Grant Projects
105 STATE LIBRARY GRANT		REV: State Library Grant, Donations EXP: Library
106 ADDITIONAL COURT COSTS		REV: Court Charges EXP: Reimburse Fund 107 for Additional Court Costs
107 FINE & FORFEITURE FUND	129.02 (3) F.S.	REV: Ad Valorem Taxes, Fines, Junior College and School Resource Officer Charges, E911 Fee EXP: Sheriff, Judicial, Central Communications, Central Services (Jail & Judicial Maintenance)
108 ARTS SPECIAL GRANT FUND		REV: Grants & Donations EXP: Special Arts Program.
109 DRUG ABUSE TRUST FUND		REV: Fees EXP: Drug Abuse Programs

**ST. LUCIE COUNTY
FUND DESCRIPTIONS**

FUND	FLA. STATUTE		SOURCES AND USES
111-139 SPECIAL DISTRICTS, MSBU's, MSTU's	129.02 (6)	F.S.	REV: Ad Valorem Taxes, Special Assessments EXP: Street Lights, Road/Drainage Improvements to special districts
140 PORT & AIRPORT AUTHORITY	129.02 (6)	F.S.	REV: FFA Grants, FDOT Grants, Ad Valorem Taxes, Airport Operating Revenue EXP: Airport Expansion, Port Construction, Airport & Port operations
145-147 MOSQUITO CONTROL DISTRICT	129.02 (6)	F.S.	REV: Ad Valorem Taxes, State Allocation, Grants EXP: Mosquito Control
160 RAD PLAN MAINTENANCE			REV: FPL/State Grant EXP: Radiological Planning and Exercises
170 COURT FACILITIES FUND			REV: Court Fees EXP: Judicial Maintenance & Capital
181 HOUSING AUTHORITY			REV: Residual Funds from Loan Program EXP: St. Lucie County Housing Authority
182 ENVIRONMENTAL LAND ACQUISITION			REV: Ad Valorem Taxes EXP: Environmental Land Acquisition
183 COURT ADMINISTRATOR			REV: Transfer from Fine & Forfeiture(107), Grants, Circuit Counties Share EXP: Court Administrator, Mediation
184 EROSION OPERATING FUND	129.02 (6)	F.S.	REV: Ad Valorem Taxes EXP: Erosion Control
185 HOUSING ASSISTANCE SHIP PROGRAM			REV: FHFA Grant EXP: Housing Assistance Program
186 RECYCLING FUND			REV: Franchise Fees, Grants. EXP: Recycling/Franchise Management

**ST. LUCIE COUNTY
FUND DESCRIPTIONS**

FUND	FLA. STATUTE	SOURCES AND USES
<u>DEBT SERVICE FUNDS</u>		
202-282 INTEREST & SINKING FUNDS	129.02 (5) F.S.	REV: Ad Valorem Taxes, Special Assessments EXP: Debt Service on Bonds
<u>CAPITAL PROJECT FUNDS</u>		
302 EROSION CAPITAL FUND	129.02 (4) F.S.	REV: Cash Balance from Bond Proceeds, Grants EXP: Erosion Control Capital Projects
304 COMMUNICATIONS SYSTEM FUN	129.02 (4) F.S.	REV: Additional Traffic Fine EXP: New Communications System
305 BEACH BOND	129.02 (4) F.S.	REV: Cash Balance from Bond Proceeds EXP: Beach Acquisition & Capital Improvements
310 IMPACT FEE FUNDS		REV: Impact Fees EXP: Library Parks and Public Buildings
315 COUNTY BUILDING FUND	129.02 (4) F.S.	REV: Cash Balance from Bond Proceeds EXP: Sheriff's Administration Bldg, ADA Improvements, Capital projects as approved by the BOCC
316 COUNTY CAPITAL FUNDS		REV: Sales Tax, Gas Tax; Discretionary Surtax EXP: Capital Transportation Projects, other capital projects.
330-352 CAPITAL MSBU FUNDS	129.02 (4) F.S.	REV: Bond Proceeds, Special Assessments EXP: MSBU Capital costs
382 ENVIRONMENTAL LAND		REV: Bond Proceeds EXP: Environmental Land Acquisition

**ST. LUCIE COUNTY
FUND DESCRIPTIONS**

FUND	FLA. STATUTE	SOURCES AND USES
<u>ENTERPRISE FUNDS</u>		
401-402 S.L.C. LANDFILL		REV: Landfill fees, Garbage Franchise, Grants EXP: Landfill operations, capital, reserves, debt service
418 GOLF COURSE		REV: Golf Course User Fees, Sales EXP: Golf Course Operations
421-452 UTILITY FUNDS		REV: Utility User Fees, Bond Proceeds EXP: Utility operations, capital
461 SPORTS COMPLEX		REV: Sports Complex operating revenues, 2-cent Tourism Tax (transfer from Fund 610) EXP: Sports Complex operations, maintenance, and payment to SLW
491 BUILDING CODE FUND		REV: Permit Fees EXP: Code Compliance(Building Inspections), Growth Management
<u>INTERNAL SERVICE FUNDS</u>		
501 AUTOMATED SERVICES		REV: Charges to constitutional officers, departments, and outside agencies EXP: Automated Services Department operations and equipment
505 INSURANCE & LOSS FUND		REV: Charges to departments, and constitutional officers EXP: Health and Life Programs, Property, Workers Compensation, and Liability coverage
510 SERVICE GARAGE		REV: Charges to departments, and constitutional officers for vehicle maintenance EXP: Service Garage Division (Central Services)

**ST. LUCIE COUNTY
FUND DESCRIPTIONS**

FUND	FLA. STATUTE	SOURCES AND USES
<u>TRUST AND AGENCY FUNDS</u>		
610 TWO-CENT TOURISM TRUST FUND		REV: Two-cent Tourism Tax EXP: Transfer to 461 for Sports Complex Operations & Debt
611 ONE-CENT TOURISM TRUST FUND		REV: One-cent Tourism Tax EXP: Tourism Division Salaries & Promotions
615 IMPACT FEES		REV: Impact Fees EXP: Transfer to 101 for Road projects, Disbursement of other agency fees
620 LAW ENFORCEMENT TRUST FUND		REV: Confiscated Property EXP: Sheriff
625 LAW LIBRARY		REV: Law Library Fees EXP: Law Library operations and books
660 J & J UTILITIES		REV: Utility User Fees EXP: Utility operations
TOTAL FUNDS OF ST. LUCIE COUNTY :	97	

FUND SOURCES & USES are listed in major revenue/expenditure order for each fund.

**ST. LUCIE COUNTY BOARD OF COUNTY COMMISSIONERS
BUDGET BY FUND
FISCAL YEAR 1997- 98**

FUND NAME	FUND #	1995-96 BUDGET	1995-96 ACTUAL	1996-97 BUDGET	1996-97 ACTUAL	1997-98 BUDGET	%
GENERAL FUND	001	31,795,180	25,260,959	33,066,959	25,621,770	33,597,543	2%
TRANSPORTATION TRUST FUND	101	24,734,355	8,496,410	27,560,309	13,579,877	26,430,462	-4%
UNINCORPORATED SERVICES FUND	102	1,960,539	1,521,375	2,492,940	1,694,445	3,865,621	55%
LAW ENFORCEMENT MSTU	103	0	0	141,603	139,314	272,185	92%
GRANTS AND DONATIONS FUND	104	234,254	129,481	510,731	288,538	272,238	-47%
LIBRARY SPECIAL GRANTS FUND	105	436,500	190,845	565,091	448,285	347,232	-39%
ADDITIONAL COURT COSTS FUND	106	237,500	245,856	266,000	189,645	228,000	-14%
FINE AND FORFEITURE FUND	107	37,187,289	35,971,188	39,793,659	37,350,490	41,285,411	4%
ARTS SPECIAL FUND	108	4,000	0	3,909	0	4,290	10%
DRUG ABUSE FUND	109	28,700	14,000	8,799	0	16,950	93%
RIVER PARK I FUND	111	36,105	32,592	39,001	31,706	39,478	1%
RIVER PARK II FUND	112	7,215	6,366	7,647	6,195	7,800	2%
HARMONY HEIGHTS 3 FUND	113	2,810	2,492	3,452	2,454	3,090	-10%
HARMONY HEIGHTS 4 FUND	114	6,115	5,501	6,546	5,362	6,270	-4%
SHERATON PLAZA FUND	115	6,490	5,380	7,103	5,644	7,170	1%
SUNLAND GARDENS FUND	116	6,650	6,124	7,196	5,939	7,435	3%
SUNRISE PARK FUND	117	1,715	1,517	1,958	1,485	1,894	-3%
PARADISE PARK	118	10,200	8,629	10,626	9,093	11,380	7%
HOLIDAY PINES FUND	119	9,690	8,830	10,558	8,616	10,776	2%
THE GROVE FUND	120	3,340	1,775	2,575	1,702	2,335	-9%
BLAKELY SUBDIVISION FUND	121	990	822	1,214	879	1,159	-5%
INDIAN RIVER ESTATES FUND	122	11,620	10,525	13,462	10,279	13,743	2%
QUEENS COVE LIGHTING DISTRICT #1	123	3,990	3,251	3,986	3,302	4,145	4%
LONGWOOD ESTATES FUND	124	2,000	0	2,014	0	2,075	3%
THE WOODS FUND	125	4,300	0	5,735	0	5,925	3%
SOUTHERN OAK ESTATES LIGHTING	126	3,500	1,213	2,043	1,131	1,790	-12%
TWIN OAKS TRAIL ACCESS MSBU FUN	132	2,779	42	2,773	55	10,209	268%
FFA ROAD MSBU FUND	133	0	0	13	0	0	-100%
MONTE CARLO LIGHTING MSTU #4 FU	136	19,010	16,129	21,109	15,694	20,889	-1%
PALM LAKE GARDENS MSTU FUND	138	2,700	1,255	1,698	1,203	1,550	-9%
PALM GROVE FUND	139	8,532	7,011	9,429	8,424	9,660	2%
PORT AND AIRPORT	140	17,204,408	5,898,761	12,669,722	3,300,847	9,394,326	-26%
PORT MSBU DEVELOPMENT FUND	142	0	479	63,640	1,896	161,438	154%

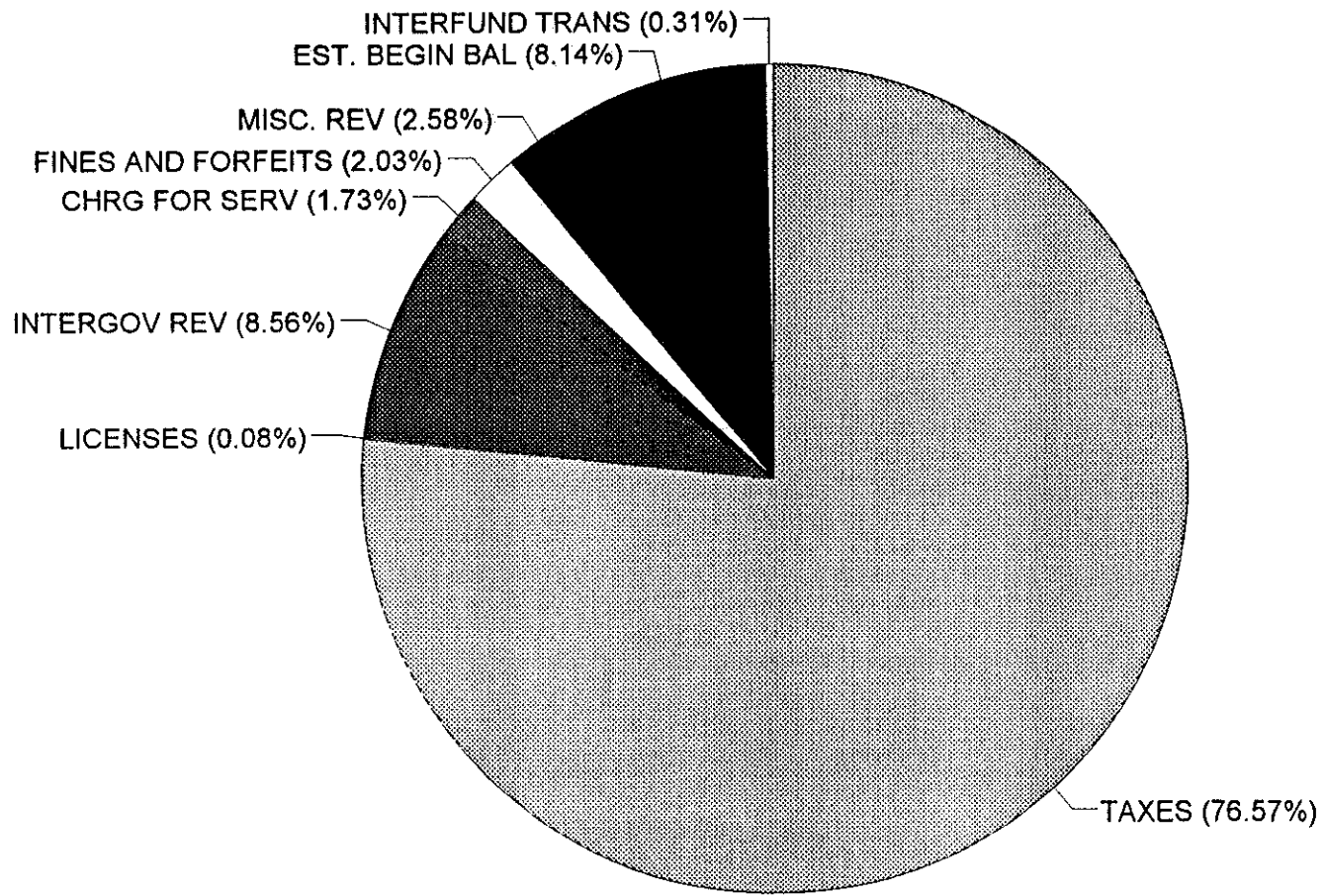
**ST. LUCIE COUNTY BOARD OF COUNTY COMMISSIONERS
BUDGET BY FUND
FISCAL YEAR 1997- 98**

FUND NAME	FUND #	1995-96 BUDGET	1995-96 ACTUAL	1996-97 BUDGET	1996-97 ACTUAL	1997-98 BUDGET	%
MOSQUITO CONTROL FUNDS	145	1,877,855	1,383,921	2,084,098	1,662,936	1,956,858	-6%
MOSQUITO CONTROL STATE FUNDS	146	44,992	28,137	40,601	39,673	36,020	-11%
MOSQUITO STATE II FUND	147	0	0	82	82	0	-100%
RAD	160	232,570	207,981	234,181	178,291	233,414	-0%
COURT FACILITIES	170	532,500	214,277	287,818	36,185	396,944	38%
HOUSING AUTHORITY	181	15,500	1,841	22,883	175	27,039	18%
ENVIRONMENTAL LANDS	182	316,000	91,038	245,770	67,734	169,500	-31%
COURT ADMINISTRATOR	183	266,942	220,932	413,231	353,612	530,946	28%
EROSION DISTRICT	184	180,000	100,839	2,151,262	666,024	2,610,465	21%
SHIP	185	354,910	209,198	541,929	250,255	743,373	37%
RECYCLING OPERATING FUND	186	0	0	0	0	440,000	n/a
EROSION BOND I & S FUND	202	52,120	48,360	49,404	41,918	54,948	11%
BEACH BOND I & S FUND	205	1,060,362	1,043,976	1,118,443	1,061,741	1,114,030	-0%
5YR BUILDING BOND I & S FUND	215	2,907,750	2,889,016	3,172,295	2,886,961	2,961,814	-7%
JAIL BOND I & S FUND	220	1,039,966	1,026,244	101,760	21,682	70,432	-31%
LAKEWOOD PARK MSBU I & S FUND	230	852,063	0	0	0	0	n/a
WAGNER PLACE I & S FUND	231	17,025	0	0	0	0	n/a
F.F.A. ROAD I & S FUND	233	17,575	0	0	0	0	n/a
BECKER ROAD I&S FUND	235	0	0	312,348	82,579	176,400	-44%
PORT I&S FUND	242	0	0	0	0	193,080	n/a
SPECIAL ASSESSMENT - SHI I&S FUND	252	2,688,000	0	0	0	0	n/a
ENVIRONMENTAL LAND I & S FUND	282	100,000	34,932	1,849,083	1,192,132	1,999,841	8%
EROSION CONTROL FUND	302	1,455,500	0	0	0	0	n/a
COMMUNICATIONS SYSTEM	304	923,500	0	1,426,021	84,500	1,705,920	20%
BEACH BOND	305	328,700	40,277	289,708	17,097	291,530	1%
IMPACT FEE FUNDS	310	0	0	155,023	0	1,007,735	550%
COUNTY BUILDING BOND FUND	315	6,901,000	1,555,479	7,369,293	2,204,034	5,819,701	-21%
COUNTY & TRANSPORTATION CAPITA	316	0	0	0	0	6,663,480	n/a
TWIN OAK TRAIL ACCESS FUND	332	25,000	0	4,722	0	0	-100%
F.A.A. ROAD FUND	333	0	0	10,322	0	0	-100%
DRIFTWOOD MANOR FUND	334	0	0	154,725	136,796	58,360	-62%
BECKER ROAD ASSESSMENT CAPITAL	335	2,000,000	430,805	1,610,606	1,072,002	323,000	-80%
KING ORANGE MSBU	336	234,168	2	236,930	162,166	150,000	-37%

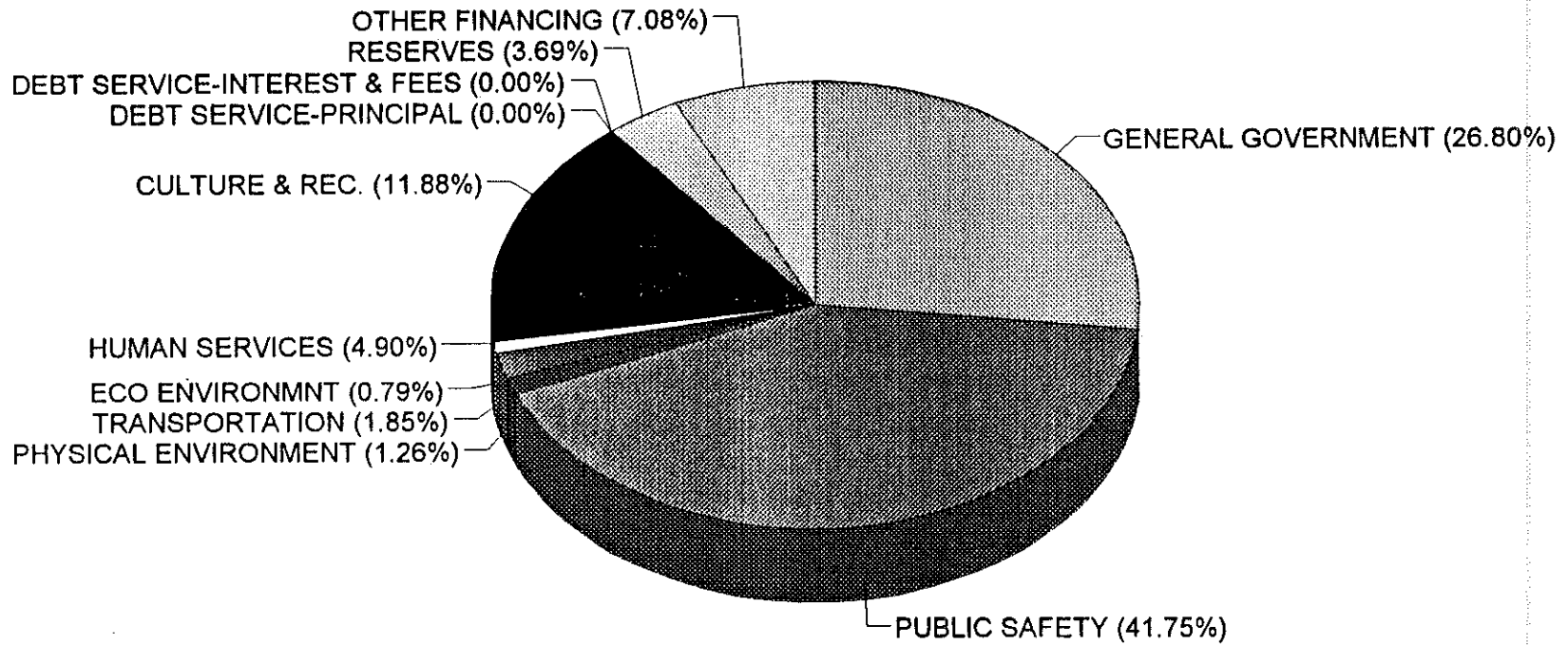
**ST. LUCIE COUNTY BOARD OF COUNTY COMMISSIONERS
BUDGET BY FUND
FISCAL YEAR 1997- 98**

FUND NAME	FUND #	1995-96 BUDGET	1995-96 ACTUAL	1996-97 BUDGET	1996-97 ACTUAL	1997-98 BUDGET	%
PORT DEVELOPMENT CAPITAL FUND	342		0	3,500,000	3,310,948	161,258	-95%
SHI WSTEWATER TREATMENT	352	18,874,900	10,838,770	6,731,307	5,313,836	1,922,971	-71%
ENVIRONMENTAL LAND CAPITAL	382	2,873,505	2,280,891	17,094,088	576,747	10,000,000	-42%
SANITARY LANDFILL	401	9,003,574	5,153,265	20,446,730	4,670,310	22,744,437	11%
LANDFILL CAPITAL	402	2,500,000	1,121,495	1,779,940	1,275,334	633,504	-64%
GOLF COURSE	418	1,825,226	1,665,393	1,774,041	1,119,799	1,560,900	-12%
HEW UTILITIES	421	106,334	105,735	148,916	87,340	83,316	-44%
NO. HUTCHINSON UTILITIES	441	1,319,681	1,030,655	2,361,797	1,130,806	1,958,824	-17%
NO. HUTHINSON CAPITAL	442	826,493	0	58,814	(790)	0	-100%
NO. HUTCHINSON R&R	448	0	0	200,000	48,512	125,000	-38%
NO. HUTCHINSON CAPITAL	449	83,000	12,871	811,906	0	565,000	-30%
SO. HUTCHINSON UTIITIES FUND	451	0	0	859,238	230,047	3,118,477	263%
SO. HUTCHINSON UTIL CAP IMP FUN	452			0	0	0	
SPORTS COMPLEX	461	1,442,750	1,241,203	1,069,392	924,558	1,252,845	17%
SPORTS COMPLEX IMPROVEMENT FUN	462	0	0	1,008,000	26,396	1,294,000	28%
BUILDING CODE FUND	491	735,470	649,991	780,134	534,245	765,000	-2%
AUTOMATED SERVICES	501	3,393,178	3,484,256	3,362,724	2,557,844	3,543,601	5%
INSURANCE & LOSS	505	7,489,775	6,398,868	7,922,821	7,631,794	7,815,800	-1%
SERVICE GARAGE	510	1,857,100	1,370,872	2,170,160	1,414,292	1,601,270	-26%
TOURIST DEVELOPMENT	610	554,750	930,570	766,238	317,691	550,050	-28%
TOURIST DEVELOPMENT-ADVERTISIN	611	311,117	304,141	302,871	200,896	276,450	-9%
LAW ENFORCEMENT TRUST FUND	620	0	97,805	553,948	85,000	645,300	16%
LAW LIBRARY	625	0	136,904	0	113,821	141,925	n/a
J & J UTILITIES	660	90,132	70,670	61,132	60,727	95,000	55%
TOTAL BUDGET:		191,683,459	124,270,420	214,950,235	126,582,994	206,634,227	-4%

REVENUES - GENERAL & FINE/FORFEIT.



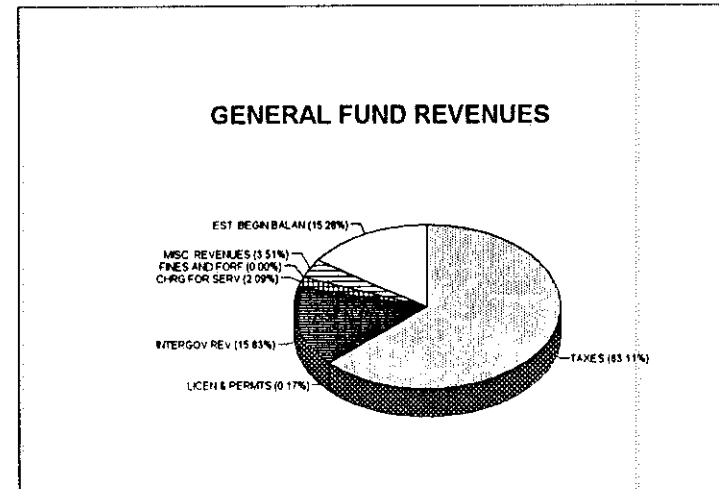
EXPENDITURES - GENERAL & FINE/FORFEIT.



GENERAL FUND - REVENUES BY SOURCE - EXPENDITURES BY FUNCTION

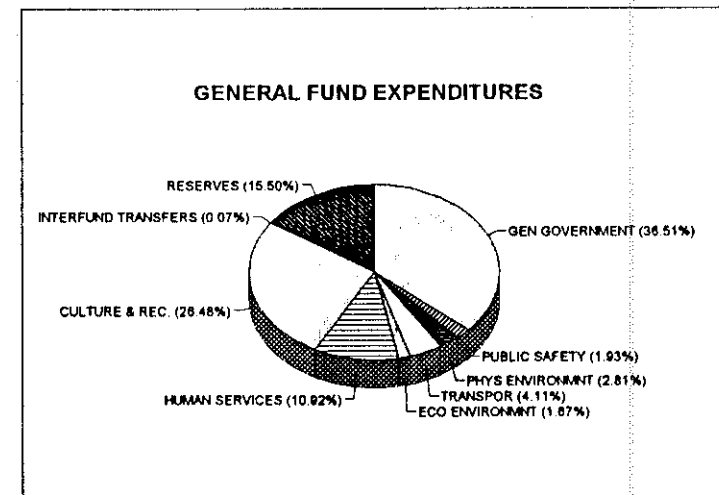
GENERAL FUND REVENUES BY SOURCE

TAXES	\$22,060,854
LICENSES & PERMITS	60,000
INTERGOVERNMENTAL REVENUES	5,534,643
CHARGES FOR SERVICES	731,800
FINES AND FORFEITS	1,000
MISCELLANEOUS REVENUES	1,227,857
OTHER FINANCING SOURCES	
INTERFUND TRANSFERS-IN	0
PROCEEDS FROM LOANS/BONDS	0
INTERNAL SERVICES	0
LESS 5%	(1,358,103)
EST. BEGINNING BALANCES	5,339,492
TOTAL	33,597,543



GENERAL FUND EXPENDITURES BY SOURCE

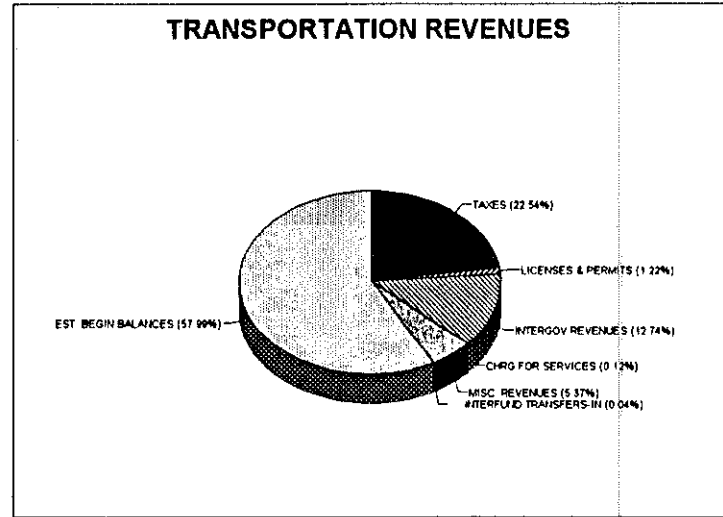
GENERAL GOVERNMENT	\$12,265,664
PUBLIC SAFETY	649,132
PHYSICAL ENVIRONMENT	944,009
TRANSPORTATION	1,382,103
ECONOMIC ENVIRONMENT	559,838
HUMAN SERVICES	3,668,351
CULTURE & RECREATION	8,897,916
DEBT SERVICE-PRINCIPAL	0
DEBT SERVICE-INTEREST & FEES	\$0
OTHER FINANCING USES	
INTERFUND TRANSFERS	22,000
RESERVES	28,389,013
RESERVES	5,208,530
TOTAL	33,597,543



TRANSPORTATION- REVENUES BY SOURCE - EXPENDITURES BY FUNCTION

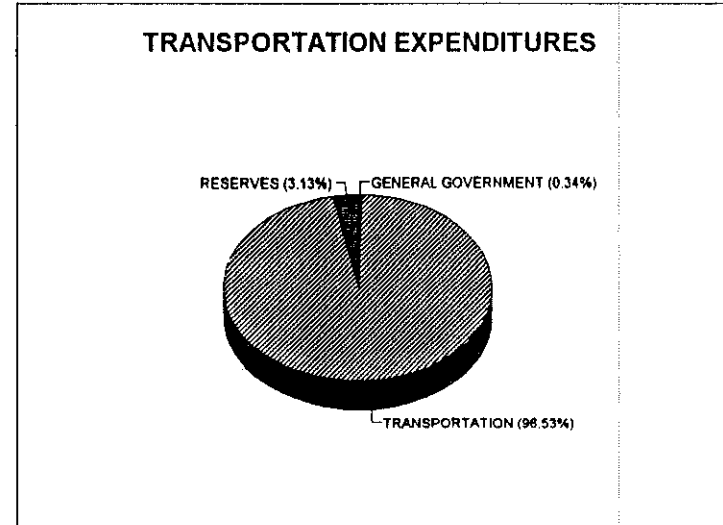
TRANSPORTATION REVENUES BY SOURCE

TAXES	6,017,900
LICENSES & PERMITS	325,000
INTERGOVERNMENTAL REVENUES	3,401,128
CHARGES FOR SERVICES	32,000
FINES AND FORFEITS	0
MISCELLANEOUS REVENUES	1,432,900
OTHER FINANCING SOURCES	0
INTERFUND TRANSFERS-IN	10,144
PROCEEDS FROM LOANS/BONDS	0
INTERNAL SERVICES	0
LESS 5%	(272,315)
EST. BEGINNING BALANCES	15,483,705
TOTAL	26,430,462



TRANSPORTATION EXPENDITURES BY SOURCE

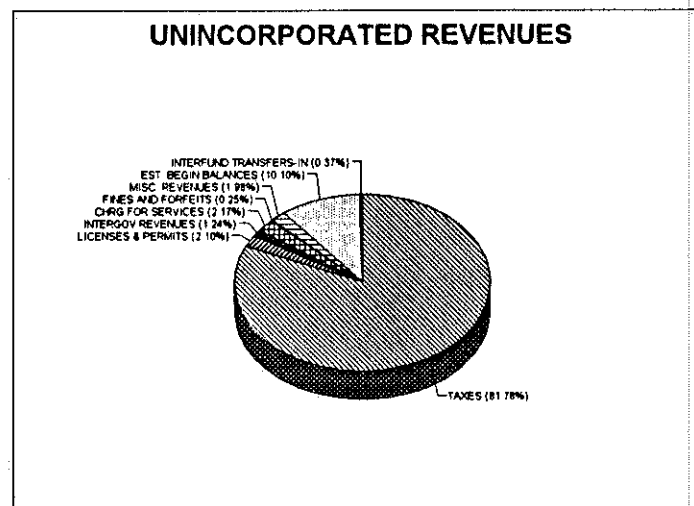
GENERAL GOVERNMENT	\$89,090
PUBLIC SAFETY	0
PHYSICAL ENVIRONMENT	0
TRANSPORTATION	25,513,593
ECONOMIC ENVIRONMENT	0
HUMAN SERVICES	0
CULTURE & RECREATION	0
DEBT SERVICE-PRINCIPAL	0
DEBT SERVICE-INTEREST & FEES	0
TOTAL	25,602,683
OTHER FINANCING USES	0
INTERFUND TRANSFERS	0
RESERVES	827,779
TOTAL	26,430,462



UNINCORPORATED - REVENUES BY SOURCE - EXPENDITURES BY FUNCTION

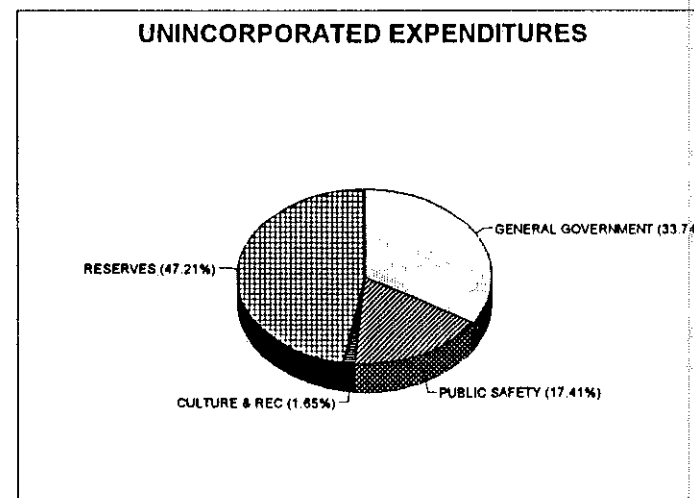
UNINCORPORATED FUND REVENUES BY SOURCE

TAXES	3,309,184
LICENSES & PERMITS	85,000
INTERGOVERNMENTAL REVENUES	50,012
CHARGES FOR SERVICES	88,000
FINES AND FORFEITS	10,000
MISCELLANEOUS REVENUES	80,300
OTHER FINANCING SOURCES	0
INTERFUND TRANSFERS-IN	15,000
PROCEEDS FROM LOANS/BONDS	0
INTERNAL SERVICES	0
LESS 5%	(180,750)
EST. BEGINNING BALANCES	408,875
TOTAL	3,865,621



UNINCORPORATED FUND EXPENDITURES BY SOURCE


GENERAL GOVERNMENT	\$1,304,170
PUBLIC SAFETY	672,854
PHYSICAL ENVIRONMENT	0
TRANSPORTATION	0
ECONOMIC ENVIRONMENT	0
HUMAN SERVICES	0
CULTURE & RECREATION	63,768
DEBT SERVICE-PRINCIPAL	0
DEBT SERVICE-INTEREST & FEES	0
	2,040,792
OTHER FINANCING USES	0
INTERFUND TRANSFERS	0
	2,040,792
RESERVES	1,824,829
TOTAL	3,865,621



FINE & FORFEITURES - REVENUES BY SOURCE - EXPENDITURES BY FUNCTION

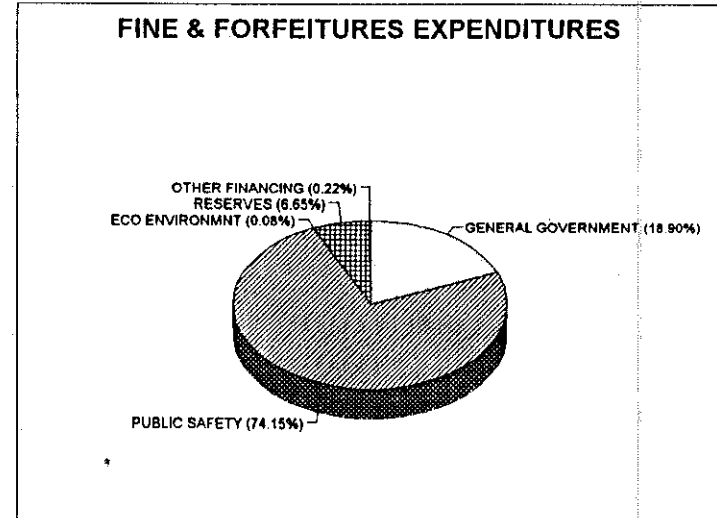
FINE AND FORFEITURES REVENUES BY SOURCE

TAXES	\$37,918,799
LICENSES & PERMITS	0
INTERGOVERNMENTAL REVENUES	1,172,930
CHARGES FOR SERVICES	622,000
FINES AND FORFEITS	1,592,000
MISCELLANEOUS REVENUES	795,744
OTHER FINANCING SOURCES	
INTERFUND TRANSFERS-IN	246,499
PROCEEDS FROM LOANS/BONDS	0
INTERNAL SERVICES	0
LESS 5%	(2,098,027)
EST. BEGINNING BALANCES	1,035,466
TOTAL	41,285,411



FINE AND FORFEITURES EXPENDITURES BY SOURCE

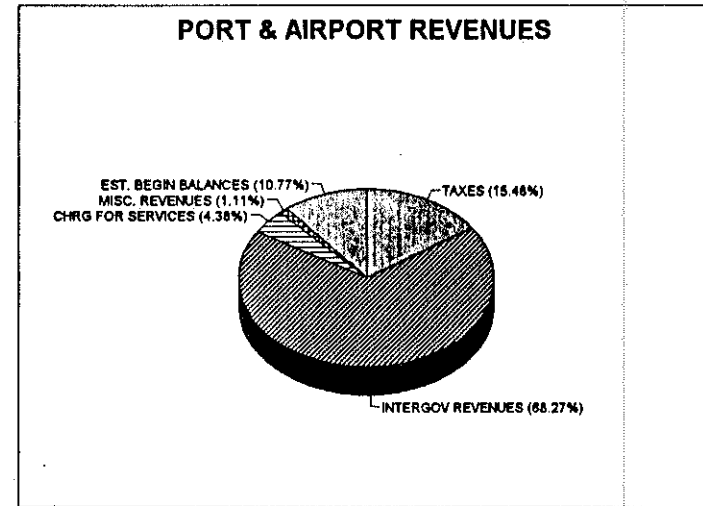
GENERAL GOVERNMENT	\$7,803,283
PUBLIC SAFETY	30,613,134
PHYSICAL ENVIRONMENT	0
TRANSPORTATION	0
ECONOMIC ENVIRONMENT	33,000
HUMAN SERVICES	0
CULTURE & RECREATION	0
DEBT SERVICE-PRINCIPAL	0
DEBT SERVICE-INTEREST & FEES	0
	38,449,417
OTHER FINANCING USES	
INTERFUND TRANSFERS	154,047
	38,603,464
RESERVES	2,681,947
TOTAL	41,285,411



PORT & AIRPORT- REVENUES BY SOURCE - EXPENDITURES BY FUNCTION

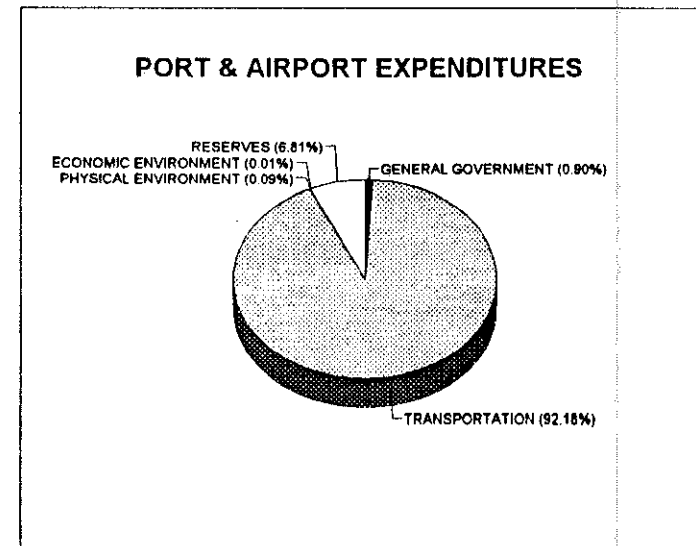
PORT & AIRPORT REVENUES BY SOURCE

TAXES	1,469,885
LICENSES & PERMITS	0
INTERGOVERNMENTAL REVENUES	6,483,820
CHARGES FOR SERVICES	416,250
FINES AND FORFEITS	0
MISCELLANEOUS REVENUES	105,000
OTHER FINANCING SOURCES	0
INTERFUND TRANSFERS-IN	0
PROCEEDS FROM LOANS/BONDS	0
INTERNAL SERVICES	0
LESS 5%	(103,557)
EST. BEGINNING BALANCES	1,022,928
TOTAL	9,394,326



PORT & AIRPORT EXPENDITURES BY SOURCE

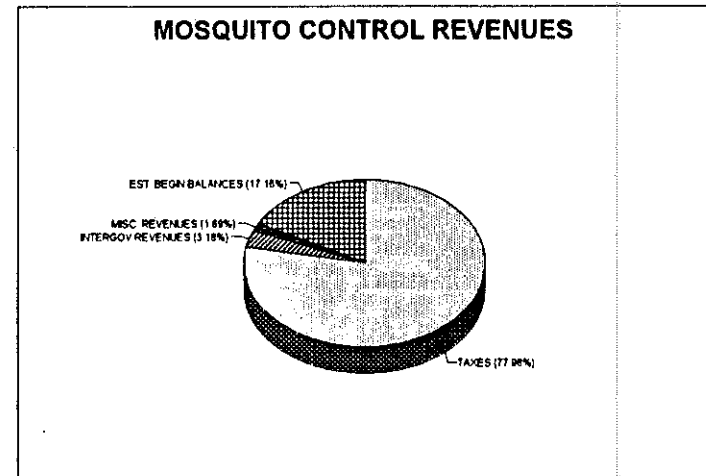
GENERAL GOVERNMENT	84,877
PUBLIC SAFETY	0
PHYSICAL ENVIRONMENT	8,400
TRANSPORTATION	8,660,145
ECONOMIC ENVIRONMENT	1,200
HUMAN SERVICES	0
CULTURE & RECREATION	0
DEBT SERVICE-PRINCIPAL	0
DEBT SERVICE-INTEREST & FEES	0
	8,754,622
OTHER FINANCING USES	0
INTERFUND TRANSFERS	0
	8,754,622
RESERVES	639,704
TOTAL	9,394,326



MOSQUITO CONTROL - REVENUES BY SOURCE - EXPENDITURES BY FUNCTION

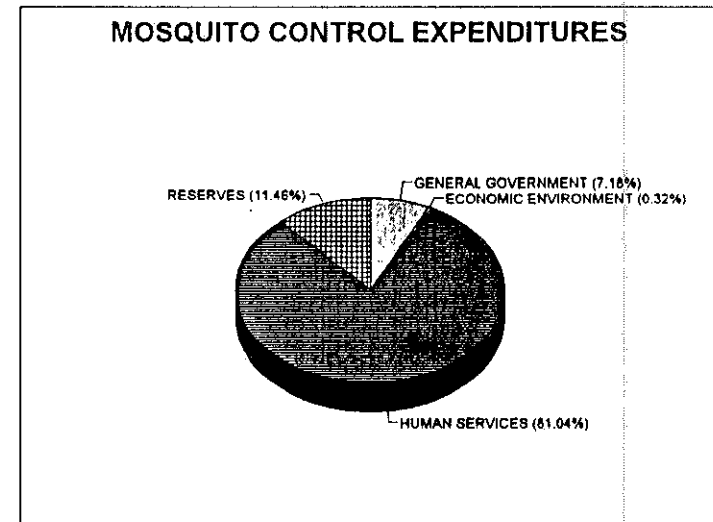
MOSQUITO CONTROL REVENUES BY SOURCE

TAXES	\$1,618,460
LICENSES & PERMITS	0
INTERGOVERNMENTAL REVENUES	65,920
CHARGES FOR SERVICES	0
FINES AND FORFEITS	0
MISCELLANEOUS REVENUES	35,000
OTHER FINANCING SOURCES	0
INTERFUND TRANSFERS-IN	0
PROCEEDS FROM LOANS/BONDS	0
INTERNAL SERVICES	0
LESS 5%	(82,672)
EST. BEGINNING BALANCES	356,170
TOTAL	1,992,878



MOSQUITO CONTROL EXPENDITURES BY SOURCE

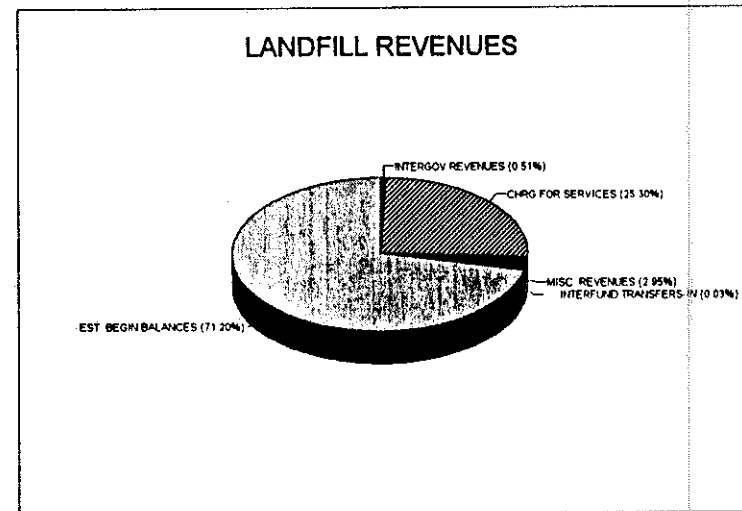
GENERAL GOVERNMENT	\$143,121
PUBLIC SAFETY	0
PHYSICAL ENVIRONMENT	0
TRANSPORTATION	0
ECONOMIC ENVIRONMENT	6,400
HUMAN SERVICES	1,614,963
CULTURE & RECREATION	0
DEBT SERVICE-PRINCIPAL	0
DEBT SERVICE-INTEREST & FEES	0
OTHER FINANCING USES	1,764,484
INTERFUND TRANSFERS	0
RESERVES	228,394
TOTAL	1,992,878



LANDFILL FUND- REVENUES BY SOURCE - EXPENDITURES BY FUNCTION

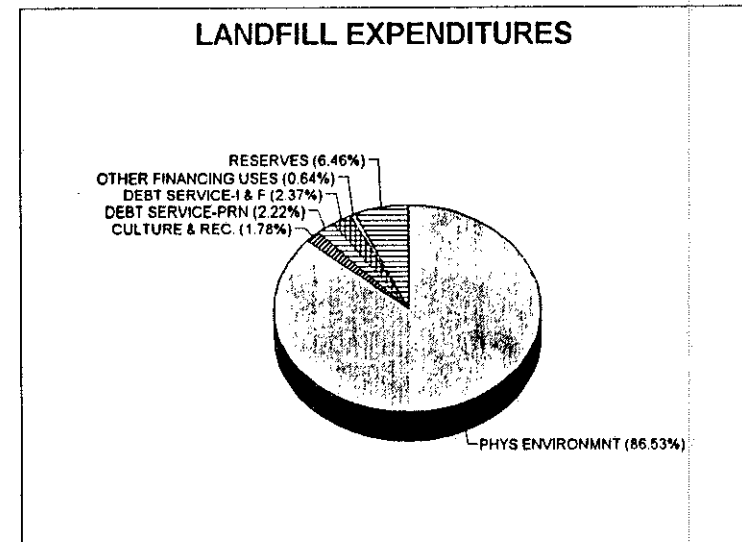
LANDFILL FUND REVENUES BY SOURCE

TAXES	\$0
LICENSES & PERMITS	0
INTERGOVERNMENTAL REVENUES	121,886
CHARGES FOR SERVICES	6,000,000
FINES AND FORFEITS	0
MISCELLANEOUS REVENUES	700,000
OTHER FINANCING SOURCES	0
INTERFUND TRANSFERS-IN	7,000
PROCEEDS FROM LOANS/BONDS	0
INTERNAL SERVICES	0
LESS 5%	(335,000)
EST. BEGINNING BALANCES	16,884,055
TOTAL	23,377,941



LANDFILL FUND EXPENDITURES BY SOURCE

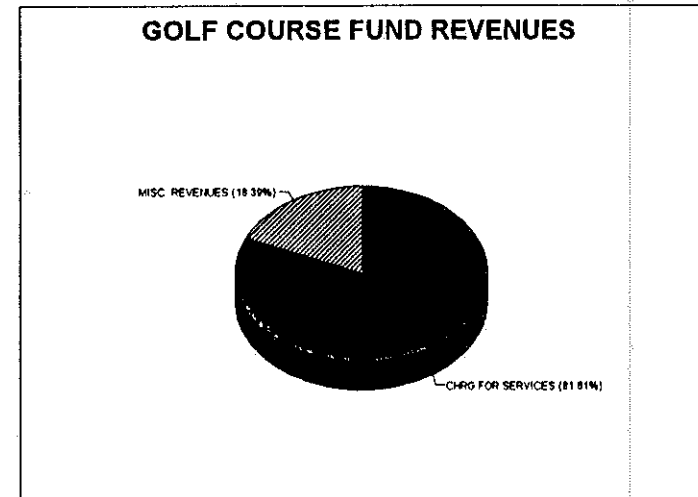
GENERAL GOVERNMENT	\$0
PUBLIC SAFETY	0
PHYSICAL ENVIRONMENT	20,229,827
TRANSPORTATION	0
ECONOMIC ENVIRONMENT	0
HUMAN SERVICES	0
CULTURE & RECREATION	415,235
DEBT SERVICE-PRINCIPAL	520,000
DEBT SERVICE-INTEREST & FEES	553,165
	21,718,227
OTHER FINANCING USES	
INTERFUND TRANSFERS	150,000
	21,868,227
RESERVES	1,509,714
TOTAL	23,377,941



GOLF COURSE FUND - REVENUES BY SOURCE - EXPENDITURES BY FUNCTION


GOLF COURSE FUND REVENUES BY SOURCE

TAXES	\$0
LICENSES & PERMITS	0
INTERGOVERNMENTAL REVENUES	0
CHARGES FOR SERVICES	1,340,000
FINES AND FORFEITS	0
MISCELLANEOUS REVENUES	302,000
OTHER FINANCING SOURCES	0
INTERFUND TRANSFERS-IN	0
PROCEEDS FROM LOANS/BONDS	0
INTERNAL SERVICES	0
LESS 5%	(81,100)
EST. BEGINNING BALANCES	0
TOTAL	1,560,900



GOLF COURSE FUND EXPENDITURES BY SOURCE

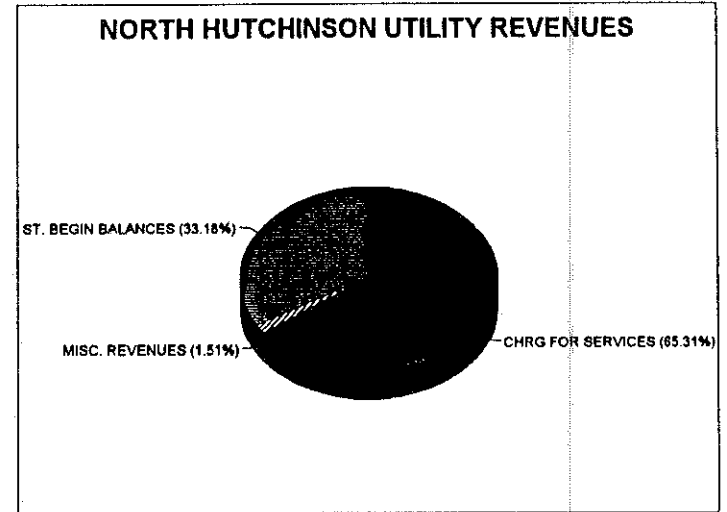
GENERAL GOVERNMENT	0
PUBLIC SAFETY	0
PHYSICAL ENVIRONMENT	0
TRANSPORTATION	0
ECONOMIC ENVIRONMENT	0
HUMAN SERVICES	0
CULTURE & RECREATION	1,468,374
DEBT SERVICE-PRINCIPAL	43,393
DEBT SERVICE-INTEREST & FEES	10,150
OTHER FINANCING USES	1,521,917
INTERFUND TRANSFERS	0
RESERVES	38,983
TOTAL	1,560,900



NORTH HUTCHINSON UTILITIES - REVENUES BY SOURCE - EXPENDITURES BY FUNCTION

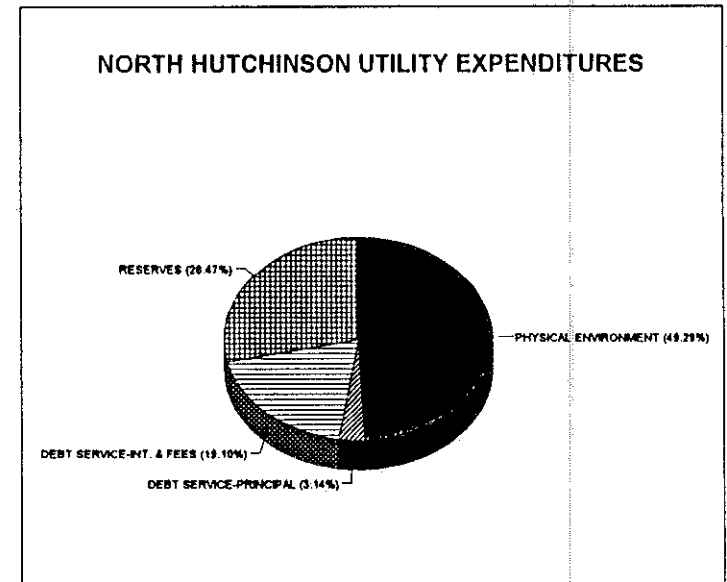
NORTH HUTCHINSON UTILITIES REVENUES BY SOURCE

TAXES	0
LICENSES & PERMITS	0
INTERGOVERNMENTAL REVENUES	0
CHARGES FOR SERVICES	1,323,500
FINES AND FORFEITS	0
MISCELLANEOUS REVENUES	30,650
OTHER FINANCING SOURCES	0
INTERFUND TRANSFERS-IN	0
PROCEEDS FROM LOANS/BONDS	0
INTERNAL SERVICES	0
LESS 5%	(67,708)
EST. BEGINNING BALANCES	672,382
TOTAL	1,958,824



NORTH HUTCHINSON UTILITIES EXPENDITURES BY SOURCE

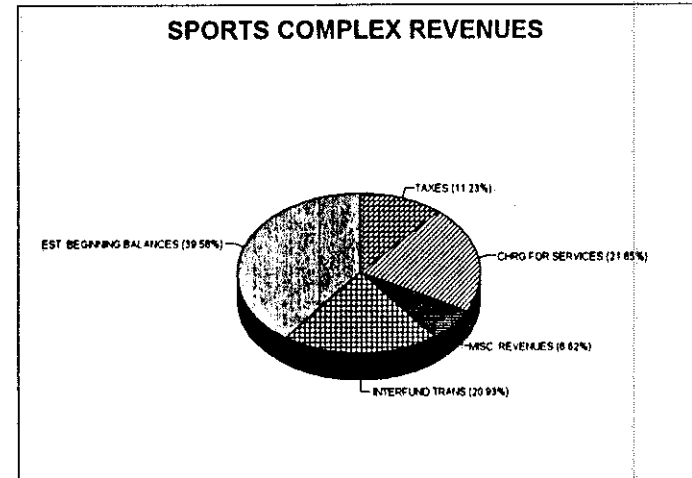
GENERAL GOVERNMENT	0
PUBLIC SAFETY	0
PHYSICAL ENVIRONMENT	965,473
TRANSPORTATION	0
ECONOMIC ENVIRONMENT	0
HUMAN SERVICES	0
CULTURE & RECREATION	0
DEBT SERVICE-PRINCIPAL	61,478
DEBT SERVICE-INTEREST & FEES	374,126
OTHER FINANCING USES	0
INTERFUND TRANSFERS	0
RESERVES	557,747
TOTAL	1,958,824



SPORTS COMPLEX - REVENUES BY SOURCE - EXPENDITURES BY FUNCTION

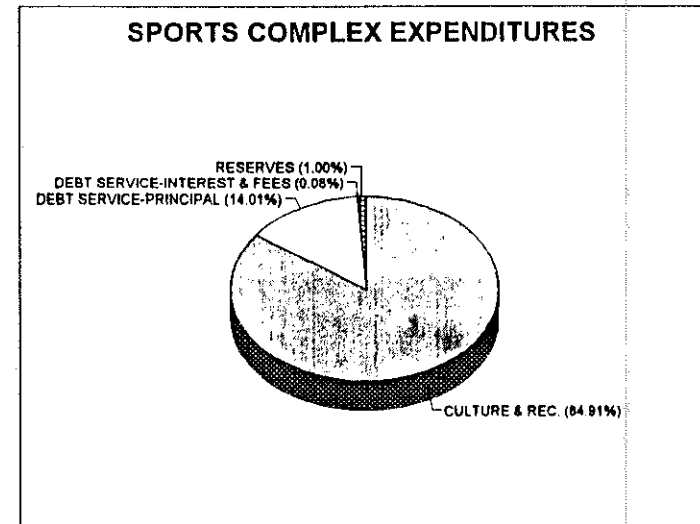
SPORTS COMPLEX REVENUES BY SOURCE

TAXES	\$286,000
LICENSES & PERMITS	0
INTERGOVERNMENTAL REVENUES	0
CHARGES FOR SERVICES	551,395
FINES AND FORFEITS	0
MISCELLANEOUS REVENUES	168,500
OTHER FINANCING SOURCES	0
INTERFUND TRANSFERS-IN	532,950
PROCEEDS FROM LOANS/BONDS	0
INTERNAL SERVICES	0
LESS 5%	0
EST. BEGINNING BALANCES	1,008,000
TOTAL	2,546,845



SPORTS COMPLEX EXPENDITURES BY SOURCE

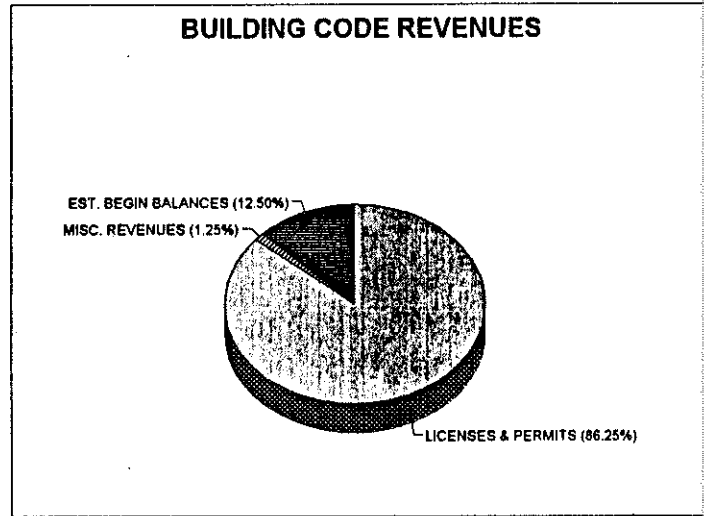
GENERAL GOVERNMENT	\$0
PUBLIC SAFETY	0
PHYSICAL ENVIRONMENT	0
TRANSPORTATION	0
ECONOMIC ENVIRONMENT	0
HUMAN SERVICES	0
CULTURE & RECREATION	2,162,644
DEBT SERVICE-PRINCIPAL	356,700
DEBT SERVICE-INTEREST & FEES	2,100
OTHER FINANCING USES	0
INTERFUND TRANSFERS	0
RESERVES	25,401
TOTAL	2,546,845



BUILDING CODE- REVENUES BY SOURCE - EXPENDITURES BY FUNCTION

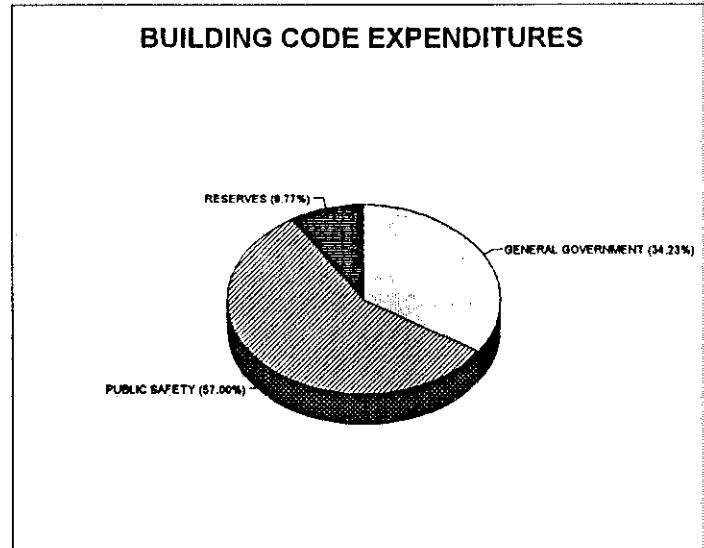
BUILDING CODE REVENUES BY SOURCE

TAXES	\$0
LICENSES & PERMITS	690,000
INTERGOVERNMENTAL REVENUES	0
CHARGES FOR SERVICES	0
FINES AND FORFEITS	0
MISCELLANEOUS REVENUES	10,000
OTHER FINANCING SOURCES	0
INTERFUND TRANSFERS-IN	0
PROCEEDS FROM LOANS/BONDS	0
INTERNAL SERVICES	0
LESS 5%	(35,000)
EST. BEGINNING BALANCES	100,000
TOTAL	765,000



BUILDING CODE EXPENDITURES BY SOURCE


GENERAL GOVERNMENT	\$261,865
PUBLIC SAFETY	436,044
PHYSICAL ENVIRONMENT	0
TRANSPORTATION	0
ECONOMIC ENVIRONMENT	0
HUMAN SERVICES	0
CULTURE & RECREATION	0
DEBT SERVICE-PRINCIPAL	0
DEBT SERVICE-INTEREST & FEES	0
	697,909
OTHER FINANCING USES	
INTERFUND TRANSFERS	0
	697,909
RESERVES	67,091
TOTAL	765,000



AUTOMATED SERVICES - REVENUES BY SOURCE - EXPENDITURES BY FUNCTION


AUTOMATED SERVICES REVENUES BY SOURCE

TAXES	\$0
LICENSES & PERMITS	0
INTERGOVERNMENTAL REVENUES	0
CHARGES FOR SERVICES	3,493,946
FINES AND FORFEITS	0
MISCELLANEOUS REVENUES	935
OTHER FINANCING SOURCES	0
INTERFUND TRANSFERS-IN	0
PROCEEDS FROM LOANS/BONDS	0
INTERNAL SERVICES	0
LESS 5%	0
EST. BEGINNING BALANCES	48,720
TOTAL	3,543,601



AUTOMATED SERVICES EXPENDITURES BY SOURCE


GENERAL GOVERNMENT	\$3,493,881
PUBLIC SAFETY	0
PHYSICAL ENVIRONMENT	0
TRANSPORTATION	0
ECONOMIC ENVIRONMENT	0
HUMAN SERVICES	0
CULTURE & RECREATION	0
DEBT SERVICE-PRINCIPAL	0
DEBT SERVICE-INTEREST & FEES	1,000
	3,494,881
OTHER FINANCING USES	
INTERFUND TRANSFERS	0
	3,494,881
RESERVES	48,720
TOTAL	3,543,601



INSURANCE & LOSS - REVENUES BY SOURCE - EXPENDITURES BY FUNCTION

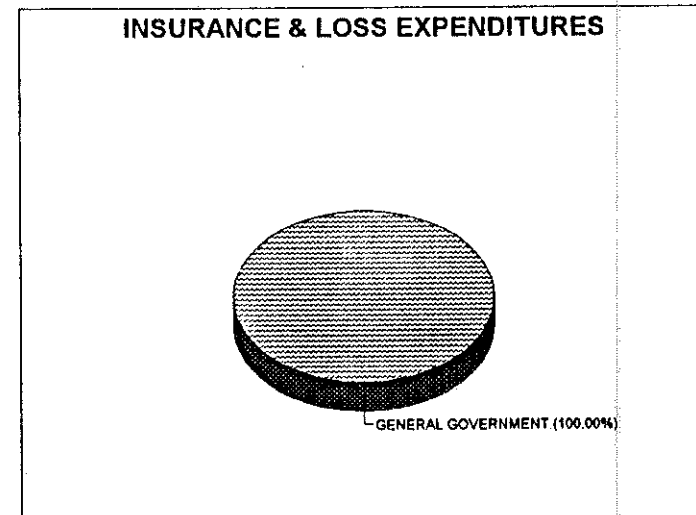
INSURANCE & LOSS REVENUES BY SOURCE

TAXES	\$0
LICENSES & PERMITS	0
INTERGOVERNMENTAL REVENUES	0
CHARGES FOR SERVICES	7,815,800
FINES AND FORFEITS	0
MISCELLANEOUS REVENUES	0
OTHER FINANCING SOURCES	0
INTERFUND TRANSFERS-IN	0
PROCEEDS FROM LOANS/BONDS	0
INTERNAL SERVICES	0
LESS 5%	0
EST. BEGINNING BALANCES	0
TOTAL	7,815,800



INSURANCE & LOSS EXPENDITURES BY SOURCE


GENERAL GOVERNMENT	\$7,815,800
PUBLIC SAFETY	0
PHYSICAL ENVIRONMENT	0
TRANSPORTATION	0
ECONOMIC ENVIRONMENT	0
HUMAN SERVICES	0
CULTURE & RECREATION	0
DEBT SERVICE-PRINCIPAL	0
DEBT SERVICE-INTEREST & FEES	0
	7,815,800
OTHER FINANCING USES	0
INTERFUND TRANSFERS	0
	7,815,800
RESERVES	0
TOTAL	7,815,800



CENTRAL GARAGE - REVENUES BY SOURCE - EXPENDITURES BY FUNCTION

CENTRAL GARAGE REVENUES BY SOURCE

TAXES	\$0
LICENSES & PERMITS	0
INTERGOVERNMENTAL REVENUES	0
CHARGES FOR SERVICES	1,601,270
FINES AND FORFEITS	0
MISCELLANEOUS REVENUES	0
OTHER FINANCING SOURCES	0
INTERFUND TRANSFERS-IN	0
PROCEEDS FROM LOANS/BONDS	0
INTERNAL SERVICES	0
LESS 5%	0
EST. BEGINNING BALANCES	0
TOTAL	1,601,270



CENTRAL GARAGE EXPENDITURES BY SOURCE

GENERAL GOVERNMENT	1,573,595
PUBLIC SAFETY	0
PHYSICAL ENVIRONMENT	0
TRANSPORTATION	0
ECONOMIC ENVIRONMENT	0
HUMAN SERVICES	0
CULTURE & RECREATION	0
DEBT SERVICE-PRINCIPAL	0
DEBT SERVICE-INTEREST & FEES	0
	1,573,595
OTHER FINANCING USES	0
INTERFUND TRANSFERS	0
	1,573,595
RESERVES	27,675
TOTAL	1,601,270

