

**ST. LUCIE COUNTY  
1998-99 FISCAL YEAR BUDGET  
BUDGET BY FUND**

**TABLE OF CONTENTS**

	<b>PAGE #</b>
Fund Descriptions.....	B- 1
Fund Budgets.....	B- 7
Major Operating Fund Charts	
Revenue .....	B-10
Expenditures .....	B-11
General Fund.....	B-12
Transportation Trust Fund.....	B-13
Unincorporated Services Fund.....	B-14
Law Enforcement & Courts (F&F).....	B-15
Port & Airport Fund.....	B-16
Mosquito Control Fund.....	B-17
Sanitary Landfill Fund .....	B-18
Golf Course Fund .....	B-19
HEW Hutchinson Utilities .....	B-20
North Hutchinson Utilities .....	B-21
South Hutchinson Utilities .....	B-22
Sports Complex Fund.....	B-23
Building Code Fund.....	B-24
Automated Services Fund.....	B-25
Insurance & Loss Fund.....	B-26
Service Garage Fund.....	B-27
Tourist Development .....	B-28

**ST. LUCIE COUNTY  
FUND DESCRIPTIONS**

**FUND**

**FLA. STATUTE**

**SOURCES AND USES**

**FUND DEFINITION:**

An independent fiscal and accounting entity consisting of self-balancing set of accounts for recording cash and/or other assets together with related liabilities, reserves, and equities segregated for the purpose of carrying on specific activities or attaining certain objectives in accordance with certain defined regulations, restrictions, and limitations.

**GOVERNMENTAL FUND TYPES:**

<b>001</b>	<b>GENERAL FUND</b>	To account for all financial resources except those required to be accounted for in another fund.
<b>101-199</b>	<b>SPECIAL REVENUE FUNDS</b>	To account for the proceeds of specific revenue sources that are legally restricted to expenditure for specific purposes.
<b>201-299</b>	<b>DEBT SERVICE FUNDS</b>	To account for the accumulation of resources for, and the payment of, general long-term debt principal and interest.
<b>301-399</b>	<b>CAPITAL PROJECTS FUNDS</b>	To account for financial resources to be used for the acquisition or construction of major capital projects.
<b>401-499</b>	<b>ENTERPRISE FUNDS</b>	To account for the operation that are financed and operated in a manner similar to private business enterprises where the intent of the governing body is that the costs (expenses, including depreciation) of providing goods or services to the general public on a continuing basis be financed or recovered primarily through user charges.
<b>501-599</b>	<b>INTERNAL SERVICE FUNDS</b>	To account for the financing of goods and services provided by one department or agency or agencies of the governmental unit, or other governmental units, on a cost-reimbursement basis.
<b>601-699</b>	<b>TRUST AND AGENCY FUNDS</b>	To account for assets held by a governmental unit in a trustee capacity or as an agent for individuals, private organizations, other governmental units, and/or other funds.

Source: State of Florida, Uniform Accounting System Manual, 1994 Edition.

**ST. LUCIE COUNTY  
FUND DESCRIPTIONS**

FUND	FLA. STATUTE	SOURCES AND USES
<b><u>GENERAL FUND</u></b>		
001 GENERAL FUND	129.02 (1) F.S.	REV: Ad Valorem Taxes, Sales Tax, Licenses, Racing Tax, User fees, "General" revenue EXP: Leisure Services, Central Services, Health Services, Administrative, Property Appraiser Tax Collector, Clerk to Board, Supervisor of Elections, General, Commission
<b><u>SPECIAL REVENUE FUNDS</u></b>		
101 TRANSPORTATION TRUST	129.02 (2) F.S.	REV: Gas Taxes, Franchise Fees, Impact Fees, Mobile Home Tags, Permits EXP: Capital Transportation Projects, Road & Bridge, Engineering, Public Works Administration
102 UNINCORPORATED SERVICES	129.02 (6) F.S.	REV: Ad Valorem Taxes, Fees, Fines EXP: Planning, Eco. Dev., Building & Zoning, Code Compliance, Comm Dev. Admin, Animal Control Drainage, Urban Forester
103 LAW ENFORCEMENT MSTU	129.02 (4) F.S.	REV: Ad Valorem EXP: Transfer to fund 107 for Unincorporated Area Road Patrol
104 GRANTS & DONATIONS	129.02 (4) F.S.	REV: Grants EXP: Grant Projects
105 STATE LIBRARY GRANT	129.02 (4) F.S.	REV: State Library Grant, Donations EXP: Library
106 ADDITIONAL COURT COSTS	129.02 (4) F.S.	REV: Court Charges EXP: Reimburse Fund 107 for Additional Court Costs
107 FINE & FORFEITURE FUND	129.02 (3) F.S.	REV: Ad Valorem Taxes, Fines, Junior College and School Resource Officer Charges, E911 Fee EXP: Sheriff, Judicial, Central Communications, Central Services (Jail & Judicial Maintenance)
108 ART SPECIAL GRANT FUND	129.02 (4) F.S.	REV: Grants Art Programs
109 DRUG ABUSE TRUST FUND	129.02 (4) F.S.	REV: Fees EXP: Drug Abuse Programs

**ST. LUCIE COUNTY  
FUND DESCRIPTIONS**

<b>FUND</b>	<b>FLA. STATUTE</b>	<b>SOURCES AND USES</b>
111-139 SPECIAL DISTRICTS, MSBU's, MSTU's	129.02 (6) F.S.	REV: Ad Valorem Taxes, Special Assessments EXP: Street Lights, Road/Drainage Improvements to special districts
140 PORT & AIRPORT AUTHORITY	129.02 (6) F.S.	REV: FFA Grants, FDOT Grants, Ad Valorem Taxes, Airport Operating Revenue EXP: Airport Expansion, Port Construction, Airport & Port operations
142 PORT MSBU	129.02 (4) F.S.	REV: Special Assessments EXP: Port Development
145-146 MOSQUITO CONTROL DISTRICT	129.02 (6) F.S.	REV: Ad Valorem Taxes, State Allocation, Grants EXP: Mosquito Control
160 RAD PLAN MAINTENANCE	129.02 (4) F.S.	REV: FPL/State Grant EXP: Radiological Planning and Exercises
170 COURT FACILITIES FUND	129.02 (4) F.S.	REV: Court Fees EXP: Judicial Maintenance & Capital
171 COURT FACILITIES FUND - COURT	129.02 (4) F.S.	REV: Court Filing Charges and Court Loses EXP: Construction operation and maintenance of court facilities
181 HOUSING AUTHORITY	129.02 (4) F.S.	REV: Residual Funds from Loan program EXP: St. Lucie County Housing Authority
182 ENVIRONMENTAL LAND ACQUISITION	129.02 (4) F.S.	REV: Ad Valorem Taxes EXP: Environmental Land Acquisition
183 COURT ADMINISTRATOR	129.02 (4) F.S.	REV: Transfer from Fine & Forfeiture(107), Grants, Circuit Counties Share EXP: Court Administrator, Mediation
184 EROSION OPERATING FUND	129.02 (6) F.S.	REV: Ad Valorem Taxes EXP: Erosion Control
185 HOUSING ASSISTANCE (SHIP)	129.02 (4) F.S.	REV: Grants EXP: Housing Assistance Program

**ST. LUCIE COUNTY  
FUND DESCRIPTIONS**

FUND	FLA. STATUTE	REV:	SOURCES AND USES
186 RECYCLING OPERATING FUND	129.02 (4) F.S.	REV: Garbage Franchise, Grants EXP: County Recycling Program	
<b><u>DEBT SERVICE FUNDS</u></b>			
202-282 INTEREST & SINKING FUNDS	129.02 (5) F.S.	REV: Ad Valorem Taxes, State Revenue Sharing, Special Assessments EXP: Debt Service on Bonds	
<b><u>CAPITAL PROJECT FUNDS</u></b>			
302 EROSION CAPITAL FUND	129.02 (4) F.S.	REV: Cash Balance from Bond Proceeds, Grants EXP: Erosion Control Capital Projects	
304 COMMUNICATIONS SYSTEM FUND	129.02 (4) F.S.	REV: Additional Traffic Fine EXP: New Communications system	
305 BEACH BOND	129.02 (4) F.S.	REV: Cash Balance from Bond Proceeds EXP: Beach Acquisition & Capital Improvements	
310 IMPACT FEES FUND	129.02 (4) F.S.	REV: Impact Fees EXP: Parks, Libraries, Public Building and Correctional Building	
315 COUNTY BUILDING FUND	129.02 (4) F.S.	REV: Cash Balance from Bond Proceeds EXP: Sheriff's Administration Bldg, ADA Improvements, Capital projects as approved by BOCC	
316 COUNTY/TRANSPORTATION CAPITAL	129.02 (4) F.S.	REV: Franchise Fees, Gas taxes EXP: Capital Transportation Projects, Parks Capital Projects, Capital projects as approved by BOCC	
330-339 CAPITAL MSBU FUNDS	129.02 (4) F.S.	REV: Bond Proceeds, Special Assessments EXP: MSBU Capital costs	
342 PORT DEVELOPMENT FUND	129.02 (4) F.S.	REV: Cash Balance from Bond Proceeds EXP: Port Development	
352 SHI WASTE WATER TREATMENT	129.02 (4) F.S.	REV: Cash Balance from Bond Proceeds EXP: Construction of waste and water treatment plant	
362 SPORT COMPLEX IMPROVEMENT	129.02 (4) F.S.	REV: Cash Balance from Bond Proceeds EXP: Sports Complex improvements	

**ST. LUCIE COUNTY  
FUND DESCRIPTIONS**

<b>FUND</b>	<b>FLA. STATUTE</b>	<b>SOURCES AND USES</b>
382 ENVIRONMENTAL LAND	129.02 (4) F.S.	REV: Bond Proceeds EXP: Environmental Land Acquisition
<b><u>ENTERPRISE FUNDS</u></b>		
401-402 S.L.C. LANDFILL	129.02 (4) F.S.	REV: Landfill fees, Garbage Franchise, Grants EXP: Landfill operations, capital, reserves, debt service
418 GOLF COURSE	129.02 (4) F.S.	REV: Golf Course User Fees, Sales EXP: Golf Course Operations
421-452 UTILITY FUNDS	129.02 (4) F.S.	REV: Utility User Fees, Bond Proceeds EXP: Utility operations, capital
461 SPORTS COMPLEX	129.02 (4) F.S.	REV: Sports Complex operating revenues, 2-cent Tourism Tax (transfer from Fund 610) EXP: Sports Complex operations, maintenance, and payment to SLW
491 BUILDING CODE FUND	129.02 (4) F.S.	REV: Permit Fees EXP: Code Compliance(Building Inspections)
<b><u>INTERNAL SERVICE FUNDS</u></b>		
501 AUTOMATED SERVICES	129.02 (4) F.S.	REV: Charges to constitutional officers, departments, and outside agencies EXP: Automated Services Department operations and equipment
505 INSURANCE & LOSS FUND	129.02 (4) F.S.	REV: Charges to departments, and constitutional officers EXP: Health and Life Programs, Property, Workers Compensation, and Liability coverage
510 SERVICE GARAGE	129.02 (4) F.S.	REV: Charges to departments, and constitutional officers for vehicle maintenance EXP: Service Garage Division (Central Services)
<b><u>TRUST AND AGENCY FUNDS</u></b>		
610 TWO-CENT TOURISM TRUST FUND	129.02 (4) F.S.	REV: Two-cent Tourism Tax EXP: Transfer to 461 for Sports Complex Operations & Debt

**ST. LUCIE COUNTY  
FUND DESCRIPTIONS**

FUND	FLA. STATUTE	SOURCES AND USES
611 ONE-CENT TOURISM TRUST FUND	129.02 (4) F.S.	REV: One-cent Tourism Tax EXP: Tourism Division Salaries & Promotions
615 IMPACT FEES	129.02 (4) F.S.	REV: Impact Fees EXP: Transfer to 101 for Road projects, Disbursement of other agency fees
620 LAW ENFORCEMENT TRUST FUND	129.02 (4) F.S.	REV: Confiscated Property EXP: Sheriff
625 LAW LIBRARY	129.02 (4) F.S.	REV: Law Library Fees EXP: Law Library Operations and books
660 J & J UTILITIES	129.02 (4) F.S.	REV: Utility User Fees EXP: Utility operations
<b>TOTAL FUNDS OF ST. LUCIE COUNTY :</b>	<b>103</b>	

FUND SOURCES & USES are listed in major revenue/expenditure order for each fund.

**ST. LUCIE COUNTY BOARD OF COUNTY COMMISSIONERS  
BUDGET BY FUND  
FISCAL YEAR 1998- 99**

FUND NAME	FUND #	1995-96 BUDGET	1995-96 ACTUAL	1996-97 BUDGET	1996-97 ACTUAL	1997-98 BUDGET	1997-98 ACTUAL	1998-99 BUDGET	%
GENERAL FUND	001	31,795,180	25,260,959	33,066,959	24,080,075	36,881,440	26,265,104	37,207,094	1%
TRANSPORTATION TRUST FUND	101	24,734,355	8,496,410	27,560,309	13,577,302	25,665,746	12,036,156	23,314,879	-9%
UNINCORPORATED SERVICES FUND	102	1,960,539	1,521,375	2,492,940	1,755,481	4,303,131	2,541,923	5,075,147	18%
LAW ENFORCEMENT MSTU	103	0	0	141,603	138,527	273,416	247,578	487,062	78%
GRANTS AND DONATIONS FUND	104	234,254	129,481	510,731	288,538	350,991	175,160	95,000	-73%
LIBRARY SPECIAL GRANTS FUND	105	436,500	190,845	565,091	448,691	402,260	215,940	305,778	-24%
ADDITIONAL COURT COSTS FUND	106	237,500	245,856	266,000	217,601	228,000	208,155	218,500	-4%
FINE AND FORFEITURE FUND	107	37,187,289	35,971,188	39,793,659	36,723,574	42,821,530	37,498,276	45,374,797	6%
ARTS SPECIAL FUND	108	4,000	0	3,909	0	4,313	0	4,550	5%
DRUG ABUSE FUND	109	28,700	14,000	8,799	0	18,390	0	28,540	55%
RIVER PARK I FUND	111	36,105	32,592	39,001	32,931	42,565	31,045	40,681	-4%
RIVER PARK II FUND	112	7,215	6,366	7,647	6,430	8,384	6,180	8,081	-4%
HARMONY HEIGHTS 3 FUND	113	2,810	2,492	3,452	2,542	4,153	2,383	3,278	-21%
HARMONY HEIGHTS 4 FUND	114	6,115	5,501	6,546	5,563	7,449	5,195	6,592	-12%
SHERATON PLAZA FUND	115	6,490	5,380	7,103	5,863	8,256	5,565	7,290	-12%
SUNLAND GARDENS FUND	116	6,650	6,124	7,196	6,162	8,641	5,790	7,821	-9%
SUNRISE PARK FUND	117	1,715	1,517	1,958	1,540	2,423	1,448	2,125	-12%
PARADISE PARK	118	10,200	8,629	10,626	9,448	12,893	8,965	11,681	-9%
HOLIDAY PINES FUND	119	9,690	8,830	10,558	8,943	11,829	8,364	11,243	-5%
THE GROVE FUND	120	3,340	1,775	2,575	1,770	2,443	1,674	2,381	-3%
BLAKELY SUBDIVISION FUND	121	990	822	1,214	911	1,420	871	1,139	-20%
INDIAN RIVER ESTATES FUND	122	11,620	10,525	13,462	10,670	15,051	10,160	13,436	-11%
QUEENS COVE LIGHTING DISTRICT	123	3,990	3,251	3,986	3,423	4,297	2,937	4,253	-1%
LONGWOOD ESTATES FUND	124	2,000	0	2,014	0	2,127	0	1,950	-8%
THE WOODS FUND	125	4,300	0	5,735	0	6,058	0	6,225	3%
SOUTHERN OAK ESTATES LIGHTING	126	3,500	1,213	2,043	1,168	2,151	1,286	1,835	-15%
TWIN OAKS TRAIL ACCESS MSBU	132	2,779	42	2,773	41	8,366	8,337	2,800	-67%
FFA ROAD MSBU FUND	133	0	0	13	0	13	0	13	0%
MONTE CARLO LIGHTING MSTU #4	136	19,010	16,129	21,109	16,280	21,943	15,024	21,144	-4%
PALM LAKE GARDENS MSTU FUND	138	2,700	1,255	1,698	1,263	1,564	1,202	1,654	6%
PALM GROVE FUND	139	8,532	7,011	9,429	8,362	9,722	7,850	10,132	4%
PORT AND AIRPORT	140	17,204,408	5,898,761	12,669,722	3,664,673	10,131,128	3,843,845	9,706,109	-4%
PORT MSBU DEVELOPMENT FUND	142	0	479	63,640	1,372	164,196	39,647	152,015	-7%



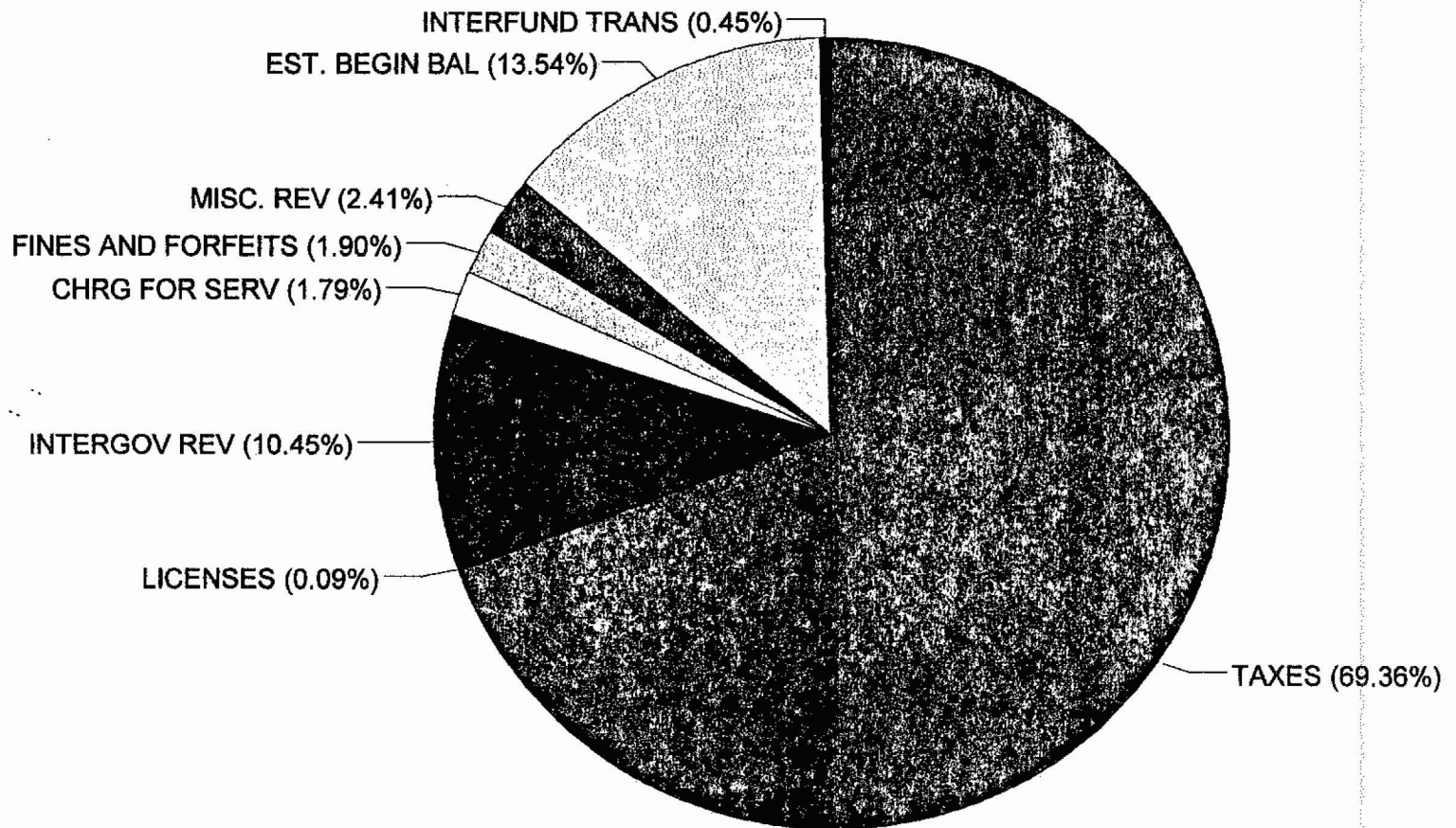
**ST. LUCIE COUNTY BOARD OF COUNTY COMMISSIONERS  
BUDGET BY FUND  
FISCAL YEAR 1998- 99**

FUND NAME	FUND #	1995-96 BUDGET	1995-96 ACTUAL	1996-97 BUDGET	1996-97 ACTUAL	1997-98 BUDGET	1997-98 ACTUAL	1998-99 BUDGET	%
MOSQUITO CONTROL FUNDS	145	1,877,855	1,383,921	2,084,098	1,724,562	4,800,729	2,111,071	2,606,959	-46%
MOSQUITO CONTROL STATE FUNDS	146	44,992	28,137	40,601	40,178	39,034	28,842	154,000	295%
MOSQUITO STATE II FUND	147	0	0	82	82	0	0	0	n/a
RAD	160	232,570	207,981	234,181	181,236	233,414	221,629	235,661	1%
COURT FACILITIES	170	532,500	214,277	287,818	36,185	407,035	196,385	383,550	-6%
COURT FACILITIES FUND	171	0	0	0	0	0	0	2,300	n/a
HOUSING AUTHORITY	181	15,500	1,841	22,883	175	30,272	2,850	34,290	13%
ENVIRONMENTAL LANDS	182	316,000	91,038	245,770	67,734	206,925	139,188	69,250	-67%
COURT ADMINISTRATOR	183	266,942	220,932	413,231	353,612	852,441	369,490	743,591	-13%
EROSION DISTRICT	184	180,000	100,839	2,151,262	674,224	2,752,472	877,623	2,975,722	8%
SHIP	185	354,910	209,198	541,929	250,255	673,506	331,100	868,211	29%
RECYCLING OPERATING FUND	186	0	0	0	0	440,001	335,422	307,697	-30%
EROSION BOND I & S FUND	202	52,120	48,360	49,404	39,442	59,317	47,614	60,084	1%
BEACH BOND I & S FUND	205	1,060,362	1,043,976	1,118,443	1,052,744	1,140,267	1,061,878	1,237,110	8%
5YR BUILDING BOND I & S FUND	215	2,907,750	2,889,016	3,172,295	2,886,961	3,227,392	2,889,854	2,955,223	-8%
JAIL BOND I & S FUND	220	1,039,966	1,026,244	101,760	19,744	76,803	1,170	135,274	76%
LAKEWOOD PARK MSBU I & S FUND	230	852,063	0	0	0	0	0	0	n/a
WAGNER PLACE I & S FUND	231	17,025	0	0	0	0	0	0	n/a
F.F.A. ROAD I & S FUND	233	17,575	0	0	0	0	0	0	n/a
BECKER ROAD I&S FUND	235	0	0	312,348	82,579	254,794	119,357	284,700	12%
PORT I&S FUND	242	0	0	0	0	193,101	276,520	459,348	138%
SPECIAL ASSESSMENT - SHI I&S FUND	252	2,688,000	0	0	0	0	0	0	n/a
TOURISM DVE 4TH CENT I & S FUND	262	0	0	0	998	318,261	226,609	299,250	-6%
ENVIRONMENTAL LAND I & S FUND	282	100,000	34,932	1,849,083	1,172,066	2,057,515	577,233	3,709,894	80%
EROSION CONTROL FUND	302	1,455,500	0	0	0	0	0	0	n/a
COMMUNICATIONS SYSTEM	304	923,500	0	1,426,021	84,500	10,729,273	2,500	11,119,000	4%
BEACH BOND	305	328,700	40,277	289,708	17,097	297,554	5,546	299,170	1%
IMPACT FEE FUNDS	310	0	0	155,023	0	1,030,425	0	2,217,190	115%
COUNTY BUILDING BOND FUND	315	6,901,000	1,555,479	7,369,293	2,204,034	5,465,220	2,388,768	4,002,173	-27%
COUNTY & TRANSPORTATION CAPITAL	316	0	0	0	0	3,063,480	698,846	5,540,044	81%
TWIN OAK TRAIL ACCESS FUND	332	25,000	0	4,722	0	4,987	0	5,200	4%
F.A.A. ROAD FUND	333	0	0	10,322	0	10,903	0	11,400	5%
DRIFTWOOD MANOR FUND	334	0	0	154,725	136,796	6,940	6,750	0	-100%
BECKER ROAD ASSESSMENT CAPITAL	335	2,000,000	430,805	1,610,606	1,072,002	231,132	59,507	212,800	-8%
KING ORANGE MSBU	336	234,168	2	236,930	162,166	92,915	27,706	77,200	-17%

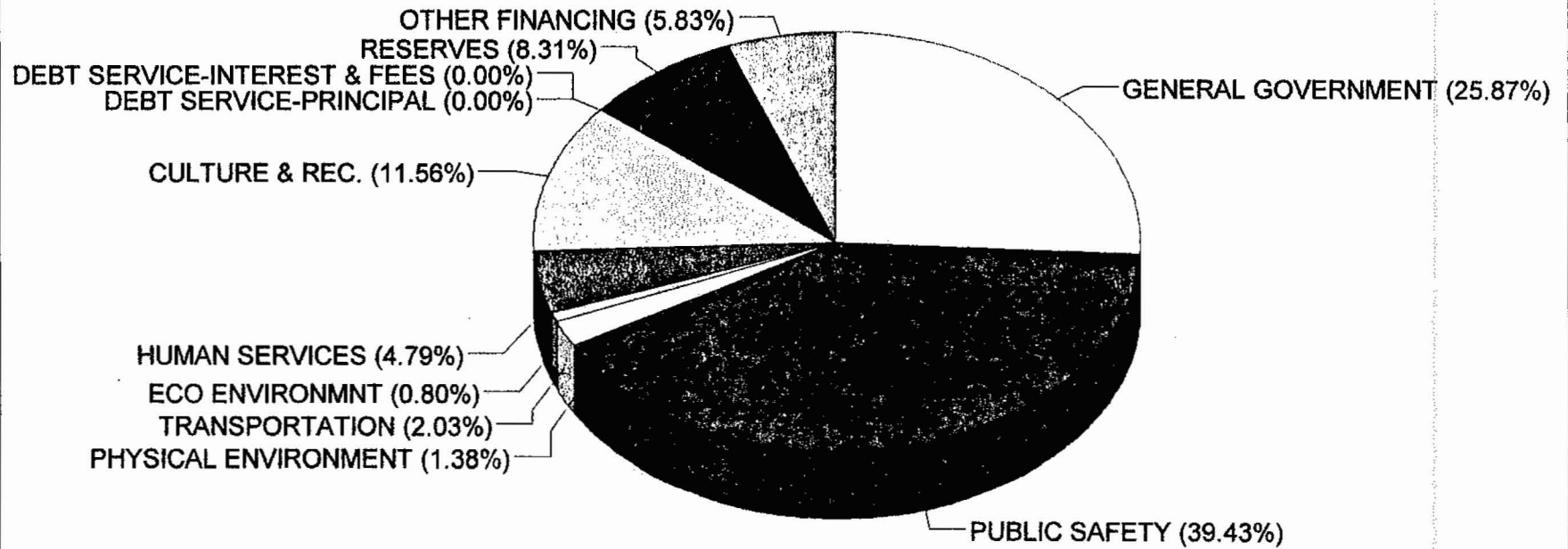
**ST. LUCIE COUNTY BOARD OF COUNTY COMMISSIONERS  
BUDGET BY FUND  
FISCAL YEAR 1998- 99**

FUND NAME	FUND #	1995-96 BUDGET	1995-96 ACTUAL	1996-97 BUDGET	1996-97 ACTUAL	1997-98 BUDGET	1997-98 ACTUAL	1998-99 BUDGET	%
LOST TREE ESTATES CAPITAL FUND	337	0	0	0	0	79,000	57,558	48,330	-39%
ANITA STREET CAPITAL FUND	338	0	0	0	0	85,000	33,382	15,480	-82%
TIMBERLAKE ESTATES MSBU	339	0	0	0	0	166,000	130,480	38,400	-77%
PORT DEVELOPMENT CAPITAL FUND	342	0	0	3,500,000	3,335,273	165,754	0	172,900	4%
SHI WSTEWATER TREATMENT	352	18,874,900	10,838,770	6,731,307	5,312,879	3,507,874	1,511,901	250,500	-93%
SPORTS COMPLEX IMPROV FUND	362	0	0	0	25,775	950,040	718,760	170,804	-82%
TREASURE COVE/OCEAN HARBOR S	390	0	0	0	0	37,000	0	37,000	0%
ENVIRONMENTAL LAND CAPITAL	382	2,873,505	2,280,891	17,094,088	586,951	10,019,671	8,160,099	4,570,000	-54%
NORTH AIA MSBU CAPITAL	391	0	0	0	0	18,000	0	0	-100%
SANITARY LANDFILL	401	9,003,574	5,153,265	20,446,730	4,340,972	23,145,983	3,944,192	23,269,561	1%
LANDFILL CAPITAL	402	2,500,000	1,121,495	1,779,940	1,245,760	490,501	480,087	0	-100%
GOLF COURSE	418	1,825,226	1,665,393	1,774,041	1,690,269	1,899,804	1,467,187	1,590,300	-16%
HEW UTILITIES	421	106,334	105,735	148,916	99,583	83,316	73,001	86,317	4%
NO. HUTCHINSON UTILITIES	441	1,319,681	1,030,655	2,361,797	1,293,162	2,388,808	1,440,819	1,868,320	-22%
NO. HUTHINSON CAPITAL	442	826,493	0	58,814	(790)	54,091	0	0	-100%
NO. HUTCHINSON R&R	448	0	0	200,000	0	308,958	34,443	194,400	-37%
NO. HUTCHINSON CAPITAL	449	83,000	12,871	811,906	0	849,575	81,210	935,500	10%
SO. HUTCHINSON UTILITIES FUND	451	0	0	859,238	471,262	1,497,132	749,356	1,673,257	12%
SO. HUTCHINSON UTIL CAP IMP FUND	452	0	0	0	0	0	0	0	n/a
SPORTS COMPLEX	461	1,442,750	1,241,203	1,069,392	1,528,301	1,490,626	1,103,729	1,021,300	-31%
SPORTS COMPLEX IMPROVEMENT FUND	462	0	0	1,008,000	0	0	0	0	n/a
BUILDING CODE FUND	491	735,470	649,991	780,134	557,283	909,733	660,299	862,500	-5%
AUTOMATED SERVICES	501	3,393,178	3,484,256	3,362,724	3,390,083	3,543,601	2,915,817	3,798,246	7%
INSURANCE & LOSS	505	7,489,775	6,398,868	7,922,821	7,469,564	7,819,847	5,363,198	8,581,236	10%
SERVICE GARAGE	510	1,857,100	1,370,872	2,170,160	1,490,120	1,634,555	1,383,987	1,688,445	3%
TOURIST DEVELOPMENT	610	554,750	930,570	766,238	904,371	806,490	675,225	604,200	-25%
TOURIST DEVELOPMENT-ADVERTISING	611	311,117	304,141	302,871	198,613	424,360	263,144	322,000	-24%
LAW ENFORCEMENT TRUST FUND	620	0	97,805	553,948	52,877	752,574	92,086	777,000	3%
LAW LIBRARY	625	0	136,904	0	0	141,925	158,022	143,260	1%
J & J UTILITIES	660	90,132	70,670	61,132	60,659	87,606	40,324	0	-100%
LAKEWOOD PARK MSBU	670	0	0	0	0	0	0	595,942	n/a
WAGNER PLACE	671	0	0	0	0	0	0	11,500	n/a
F.F.A. ROAD	672	0	0	0	0	0	0	21,363	n/a
SOUTH HUTCHINSON	673	0	0	0	0	0	0	1,064,541	n/a
DRIFWOOD MANOR	674	0	0	0	0	0	0	17,455	n/a
KING ORANGE MSBU	676	0	0	0	0	0	0	19,375	n/a
LOST TREE ESTATES	677	0	0	0	0	0	0	23,256	n/a
ANITA STREET MSBU	678	0	0	0	0	0	0	32,794	n/a
TIMBERLAKE ESTATES MSBU	679	0	0	0	0	0	0	176,928	n/a
TREASURE COVE/OCEAN HARBOR	690	0	0	0	0	0	0	40,213	n/a
PORT ST. LUCIE UTILITY RESTR.	645	0	0	0	0	12,062,556	277,500	12,062,556	0%
<b>TOTAL BUDGET:</b>		<b>191,683,459</b>	<b>124,270,420</b>	<b>214,950,235</b>	<b>127,331,484</b>	<b>235,542,776</b>	<b>128,015,325</b>	<b>229,926,695</b>	<b>-2%</b>

# REVENUES - GENERAL & FINE/FORFEIT.



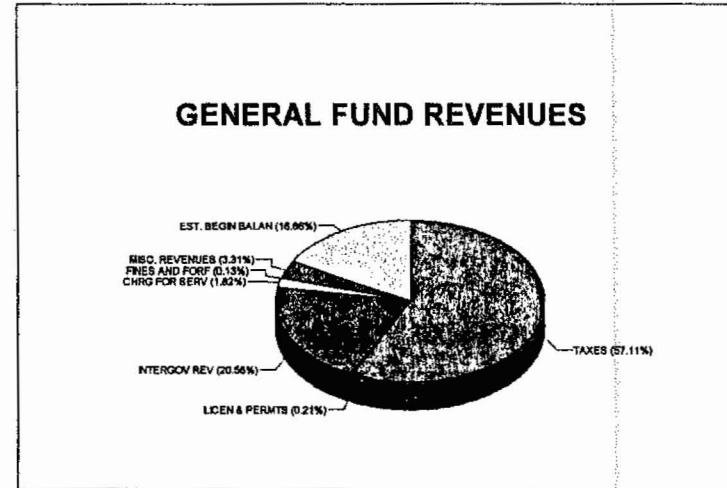
# EXPENDITURES - GENERAL & FINE/FORFEIT.



## GENERAL FUND - REVENUES BY SOURCE - EXPENDITURES BY FUNCTION

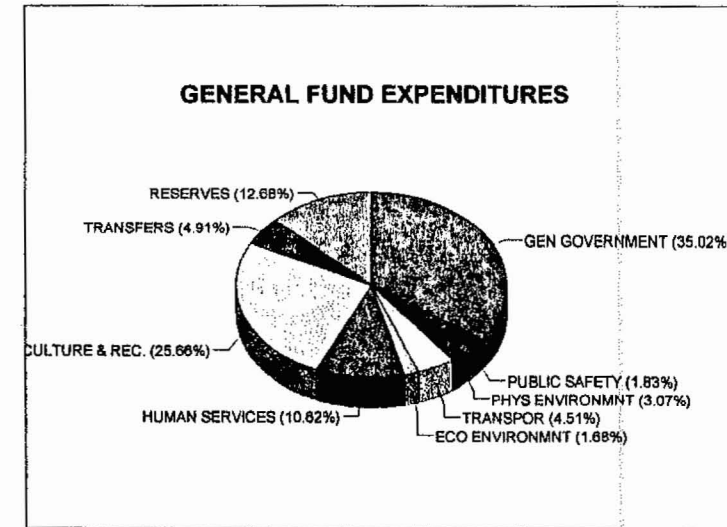
### GENERAL FUND REVENUES BY SOURCE

TAXES	\$22,068,827
LICENSES & PERMITS	80,000
INTERGOVERNMENTAL REVENUES	7,945,145
CHARGES FOR SERVICES	703,600
FINES AND FORFEITS	49,000
MISCELLANEOUS REVENUES	1,280,500
OTHER FINANCING SOURCES	
INTERFUND TRANSFERS-IN	0
PROCEEDS FROM LOANS/BONDS	0
INTERNAL SERVICES	0
LESS 5%	(1,435,193)
EST. BEGINNING BALANCES	6,515,215
<b>TOTAL</b>	<b>37,207,094</b>



### GENERAL FUND EXPENDITURES BY SOURCE

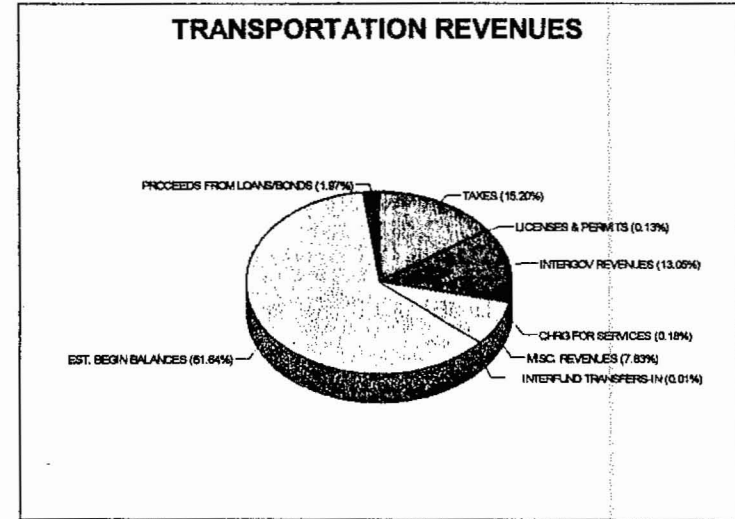
GENERAL GOVERNMENT	\$13,030,868
PUBLIC SAFETY	682,071
PHYSICAL ENVIRONMENT	1,143,728
TRANSPORTATION	1,677,829
ECONOMIC ENVIRONMENT	626,448
HUMAN SERVICES	3,953,157
CULTURE & RECREATION	9,548,255
DEBT SERVICE-PRINCIPAL	0
DEBT SERVICE-INTEREST & FEES	\$0
	30,662,356
OTHER FINANCING USES	
INTERFUND TRANSFERS	1,825,990
	32,488,346
RESERVES	4,718,748
<b>TOTAL</b>	<b>37,207,094</b>



## TRANSPORTATION- REVENUES BY SOURCE - EXPENDITURES BY FUNCTION

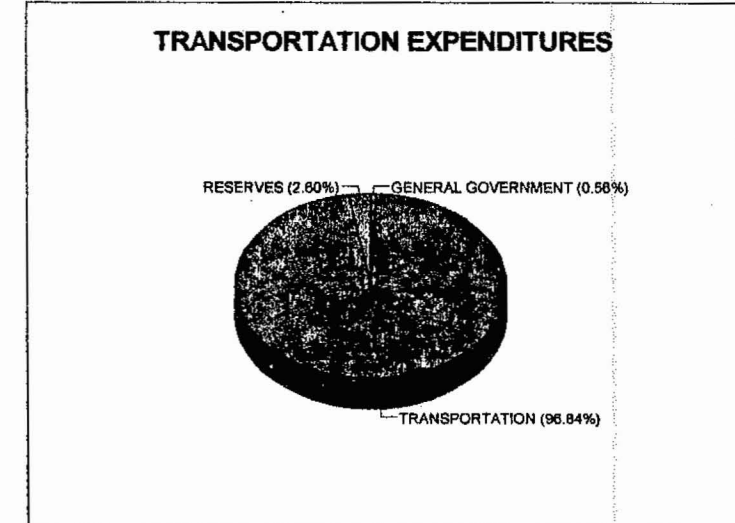
### TRANSPORTATION REVENUES BY SOURCE

TAXES	3,600,000
LICENSES & PERMITS	30,000
INTERGOVERNMENTAL REVENUES	3,089,447
CHARGES FOR SERVICES	42,000
FINES AND FORFEITS	0
MISCELLANEOUS REVENUES	1,852,900
OTHER FINANCING SOURCES	0
INTERFUND TRANSFERS-IN	2,741
PROCEEDS FROM LOANS/BONDS	467,000
INTERNAL SERVICES	0
LESS 5%	(363,824)
EST. BEGINNING BALANCES	14,594,615
<b>TOTAL</b>	<b>23,314,879</b>



### TRANSPORTATION EXPENDITURES BY SOURCE

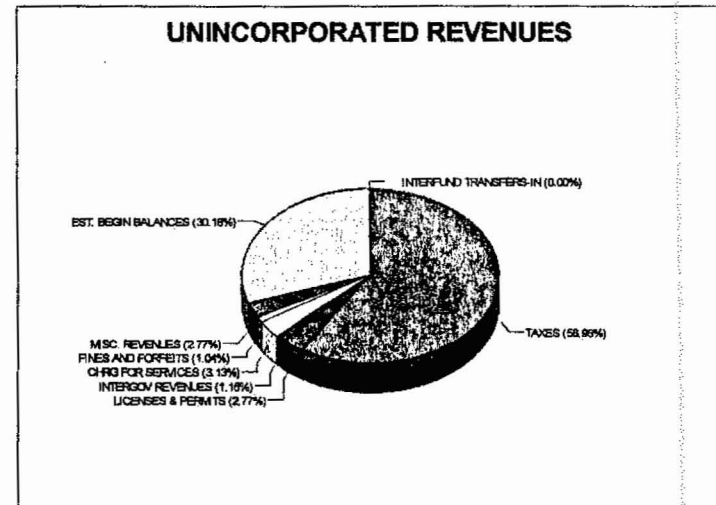
GENERAL GOVERNMENT	\$129,462
PUBLIC SAFETY	0
PHYSICAL ENVIRONMENT	0
TRANSPORTATION	22,578,581
ECONOMIC ENVIRONMENT	0
HUMAN SERVICES	0
CULTURE & RECREATION	0
DEBT SERVICE-PRINCIPAL	0
DEBT SERVICE-INTEREST & FEES	0
	22,708,043
OTHER FINANCING USES	0
INTERFUND TRANSFERS	0
	22,708,043
RESERVES	606,836
<b>TOTAL</b>	<b>23,314,879</b>



## UNINCORPORATED - REVENUES BY SOURCE - EXPENDITURES BY FUNCTION

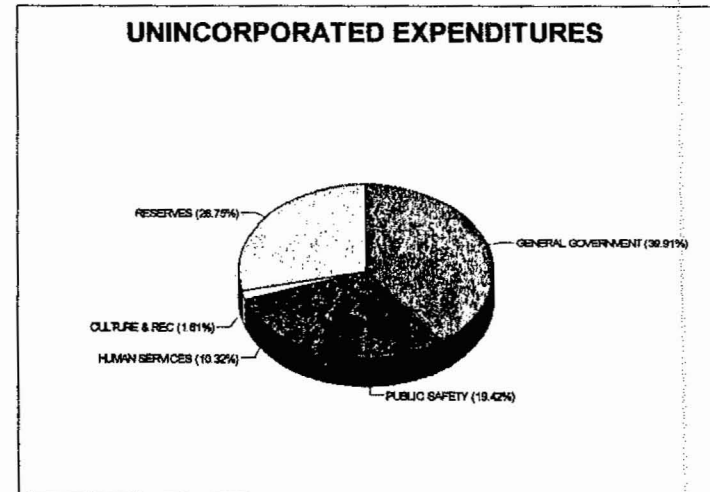
### UNINCORPORATED FUND REVENUES BY SOURCE

TAXES	1,808,332
LICENSES & PERMITS	85,000
INTERGOVERNMENTAL REVENUES	35,166
CHARGES FOR SERVICES	96,000
FINES AND FORFEITS	32,000
MISCELLANEOUS REVENUES	85,010
OTHER FINANCING SOURCES	0
INTERFUND TRANSFERS-IN	0
PROCEEDS FROM LOANS/BONDS	0
INTERNAL SERVICES	0
<b>LESS 5%</b>	<b>(106,575)</b>
<b>EST. BEGINNING BALANCES</b>	<b>925,715</b>
<b>TOTAL</b>	<b>2,960,648</b>



### UNINCORPORATED FUND EXPENDITURES BY SOURCE

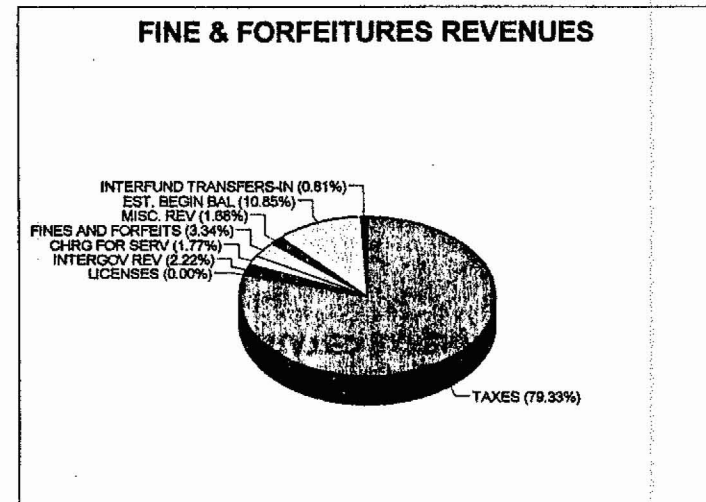
GENERAL GOVERNMENT	\$1,181,618
PUBLIC SAFETY	574,967
PHYSICAL ENVIRONMENT	0
TRANSPORTATION	0
ECONOMIC ENVIRONMENT	0
HUMAN SERVICES	305,400
CULTURE & RECREATION	47,520
DEBT SERVICE-PRINCIPAL	0
DEBT SERVICE-INTEREST & FEES	0
	<b>2,109,505</b>
OTHER FINANCING USES	0
INTERFUND TRANSFERS	0
	<b>2,109,505</b>
<b>RESERVES</b>	<b>851,143</b>
<b>TOTAL</b>	<b>2,960,648</b>



## FINE & FORFEITURES - REVENUES BY SOURCE - EXPENDITURES BY FUNCTION

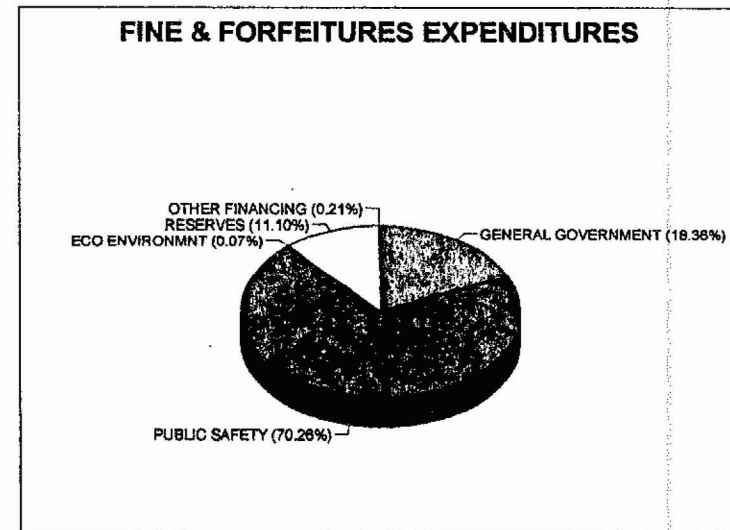
### FINE AND FORFEITURES REVENUES BY SOURCE

TAXES	\$37,655,510
LICENSES & PERMITS	0
INTERGOVERNMENTAL REVENUES	1,053,841
CHARGES FOR SERVICES	841,429
FINES AND FORFEITS	1,586,300
MISCELLANEOUS REVENUES	795,626
OTHER FINANCING SOURCES	0
INTERFUND TRANSFERS-IN	386,775
PROCEEDS FROM LOANS/BONDS	0
INTERNAL SERVICES	0
LESS 5%	(2,092,982)
EST. BEGINNING BALANCES	5,148,298
<b>TOTAL</b>	<b>45,374,797</b>



### FINE AND FORFEITURES EXPENDITURES BY SOURCE

GENERAL GOVERNMENT	\$8,330,449
PUBLIC SAFETY	31,879,276
PHYSICAL ENVIRONMENT	0
TRANSPORTATION	0
ECONOMIC ENVIRONMENT	33,000
HUMAN SERVICES	0
CULTURE & RECREATION	0
DEBT SERVICE-PRINCIPAL	0
DEBT SERVICE-INTEREST & FEES	0
OTHER FINANCING USES	40,242,725
INTERFUND TRANSFERS	96,280
RESERVES	40,339,005
<b>TOTAL</b>	<b>45,374,797</b>

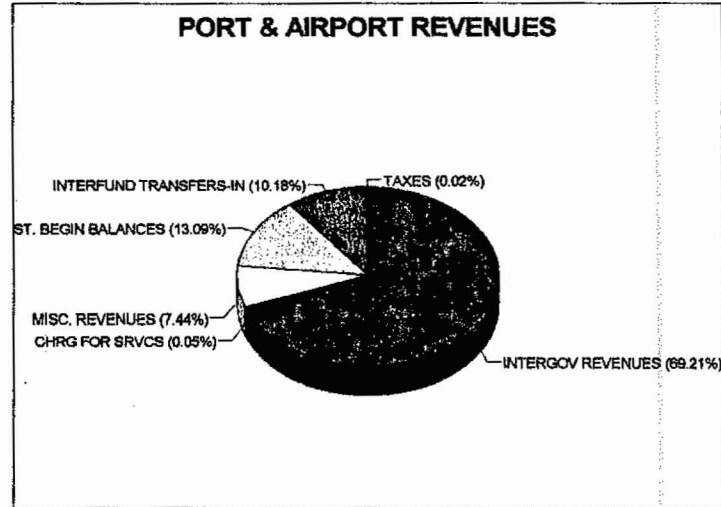




## PORT & AIRPORT- REVENUES BY SOURCE - EXPENDITURES BY FUNCTION

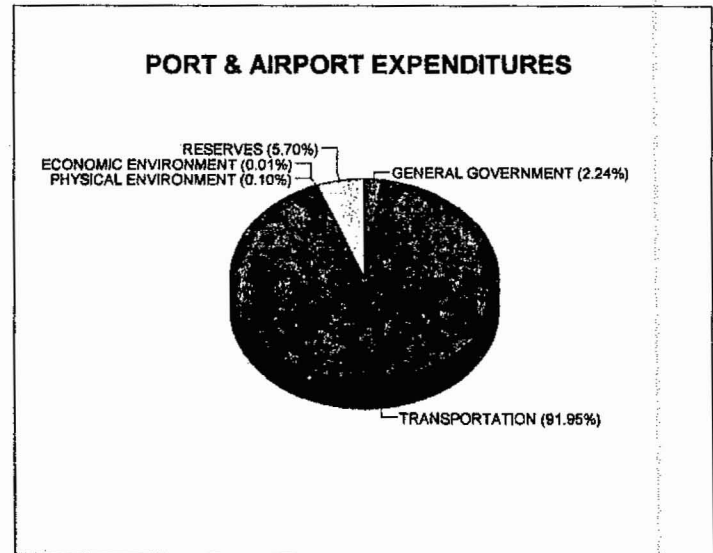
### PORT & AIRPORT REVENUES BY SOURCE

TAXES	2,000
LICENSES & PERMITS	0
INTERGOVERNMENTAL REVENUES	6,743,390
CHARGES FOR SERVICES	5,000
FINES AND FORFEITS	0
MISCELLANEOUS REVENUES	725,302
OTHER FINANCING SOURCES	0
INTERFUND TRANSFERS-IN	991,859
PROCEEDS FROM LOANS/BONDS	0
INTERNAL SERVICES	0
LESS 5%	(36,615)
EST. BEGINNING BALANCES	1,275,173
<b>TOTAL</b>	<b>9,706,109</b>



### PORT & AIRPORT EXPENDITURES BY SOURCE

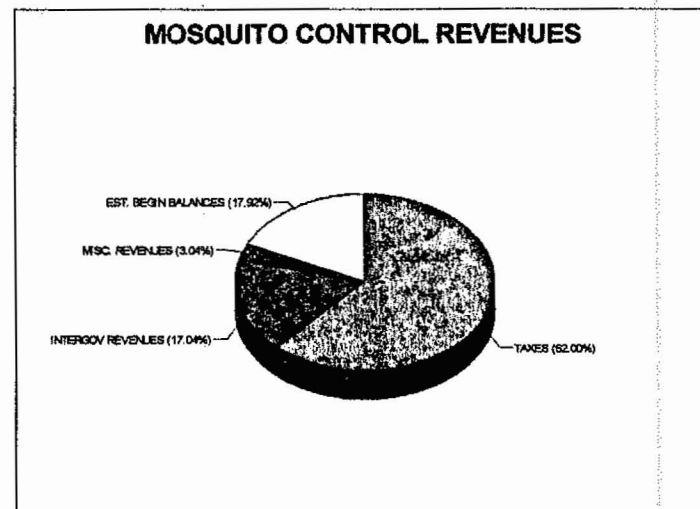
GENERAL GOVERNMENT	217,298
PUBLIC SAFETY	0
PHYSICAL ENVIRONMENT	9,330
TRANSPORTATION	8,925,033
ECONOMIC ENVIRONMENT	1,200
HUMAN SERVICES	0
CULTURE & RECREATION	0
DEBT SERVICE-PRINCIPAL	0
DEBT SERVICE-INTEREST & FEES	0
	9,152,861
OTHER FINANCING USES	0
INTERFUND TRANSFERS	0
	9,152,861
RESERVES	553,248
<b>TOTAL</b>	<b>9,706,109</b>



## MOSQUITO CONTROL - REVENUES BY SOURCE - EXPENDITURES BY FUNCTION

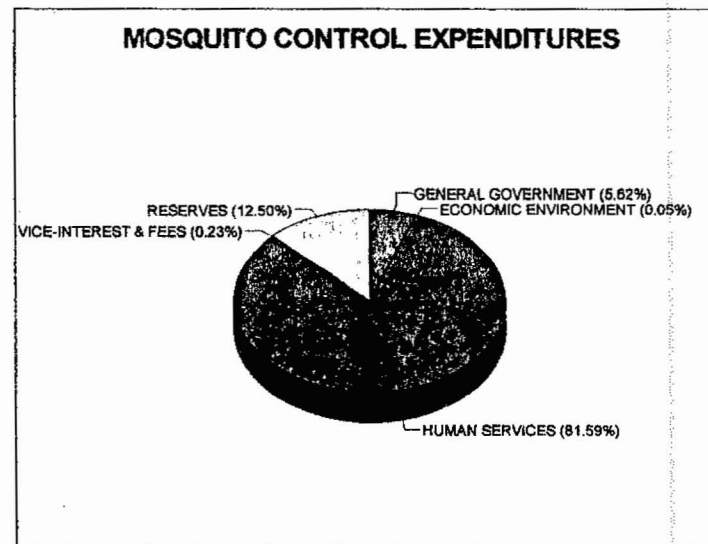
### MOSQUITO CONTROL REVENUES BY SOURCE

TAXES	\$1,669,772
LICENSES & PERMITS	0
INTERGOVERNMENTAL REVENUES	459,000
CHARGES FOR SERVICES	0
FINES AND FORFEITS	0
MISCELLANEOUS REVENUES	82,000
OTHER FINANCING SOURCES	0
INTERFUND TRANSFERS-IN	0
PROCEEDS FROM LOANS/BONDS	0
INTERNAL SERVICES	0
LESS 5%	(86,332)
EST. BEGINNING BALANCES	482,519
<b>TOTAL</b>	<b>2,606,959</b>



### MOSQUITO CONTROL EXPENDITURES BY SOURCE

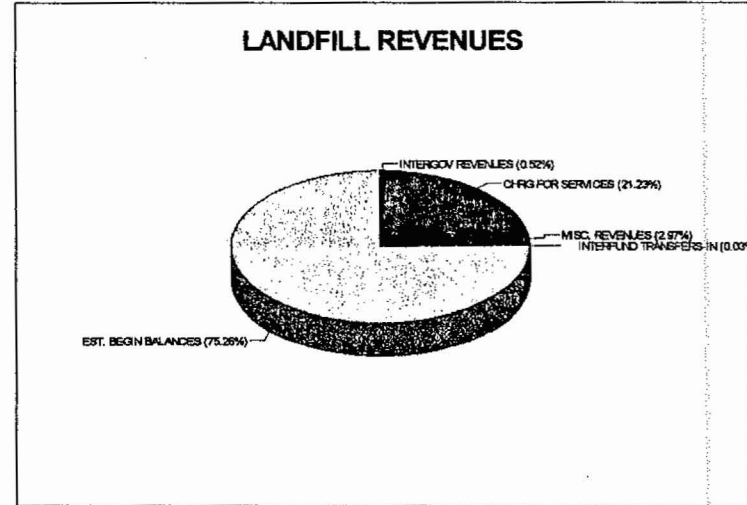
GENERAL GOVERNMENT	\$146,513
PUBLIC SAFETY	0
PHYSICAL ENVIRONMENT	0
TRANSPORTATION	0
ECONOMIC ENVIRONMENT	1,400
HUMAN SERVICES	2,127,072
CULTURE & RECREATION	0
DEBT SERVICE-PRINCIPAL	0
DEBT SERVICE-INTEREST & FEES	6,000
	2,280,985
OTHER FINANCING USES	0
INTERFUND TRANSFERS	0
	2,280,985
RESERVES	325,974
<b>TOTAL</b>	<b>2,606,959</b>



## LANDFILL FUND- REVENUES BY SOURCE - EXPENDITURES BY FUNCTION

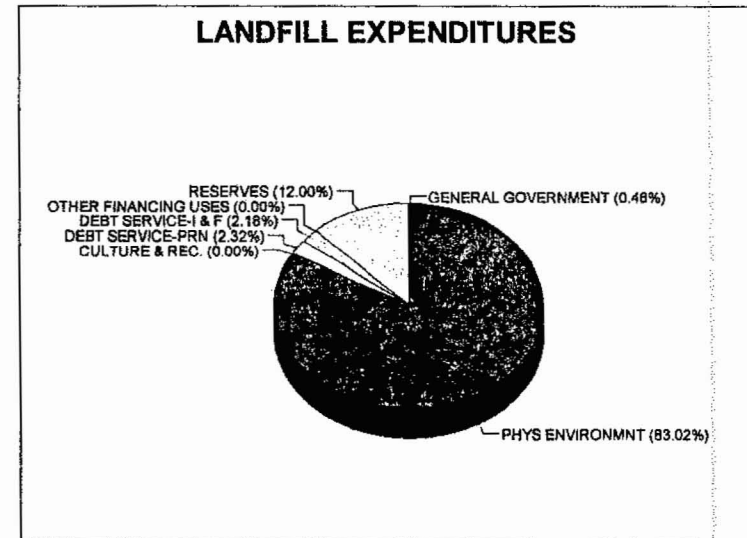
### LANDFILL FUND REVENUES BY SOURCE

TAXES	\$0
LICENSES & PERMITS	0
INTERGOVERNMENTAL REVENUES	121,541
CHARGES FOR SERVICES	5,000,000
FINES AND FORFEITS	0
MISCELLANEOUS REVENUES	700,000
OTHER FINANCING SOURCES	0
INTERFUND TRANSFERS-IN	7,000
PROCEEDS FROM LOANS/BONDS	0
INTERNAL SERVICES	0
LESS 5%	(285,000)
EST. BEGINNING BALANCES	17,726,020
<b>TOTAL</b>	<b>23,269,561</b>



### LANDFILL FUND EXPENDITURES BY SOURCE


GENERAL GOVERNMENT	\$112,000
PUBLIC SAFETY	0
PHYSICAL ENVIRONMENT	19,317,414
TRANSPORTATION	0
ECONOMIC ENVIRONMENT	0
HUMAN SERVICES	0
CULTURE & RECREATION	0
DEBT SERVICE-PRINCIPAL	540,000
DEBT SERVICE-INTEREST & FEES	506,665
	20,476,079
OTHER FINANCING USES	
INTERFUND TRANSFERS	0
	20,476,079
RESERVES	2,793,482
<b>TOTAL</b>	<b>23,269,561</b>



## GOLF COURSE FUND - REVENUES BY SOURCE - EXPENDITURES BY FUNCTION


### GOLF COURSE FUND REVENUES BY SOURCE

TAXES	\$0
LICENSES & PERMITS	0
INTERGOVERNMENTAL REVENUES	0
CHARGES FOR SERVICES	1,370,000
FINES AND FORFEITS	0
MISCELLANEOUS REVENUES	304,000
OTHER FINANCING SOURCES	0
INTERFUND TRANSFERS-IN	0
PROCEEDS FROM LOANS/BONDS	0
INTERNAL SERVICES	0
LESS 5%	(83,700)
EST. BEGINNING BALANCES	0
<b>TOTAL</b>	<b>1,590,300</b>



### GOLF COURSE FUND EXPENDITURES BY SOURCE


GENERAL GOVERNMENT	0
PUBLIC SAFETY	0
PHYSICAL ENVIRONMENT	0
TRANSPORTATION	0
ECONOMIC ENVIRONMENT	0
HUMAN SERVICES	0
CULTURE & RECREATION	1,476,375
DEBT SERVICE-PRINCIPAL	42,400
DEBT SERVICE-INTEREST & FEES	7,100
	1,525,875
OTHER FINANCING USES	0
INTERFUND TRANSFERS	0
	1,525,875
RESERVES	64,425
<b>TOTAL</b>	<b>1,590,300</b>



## HEW UTILITIES - REVENUES BY SOURCE - EXPENDITURES BY FUNCTION

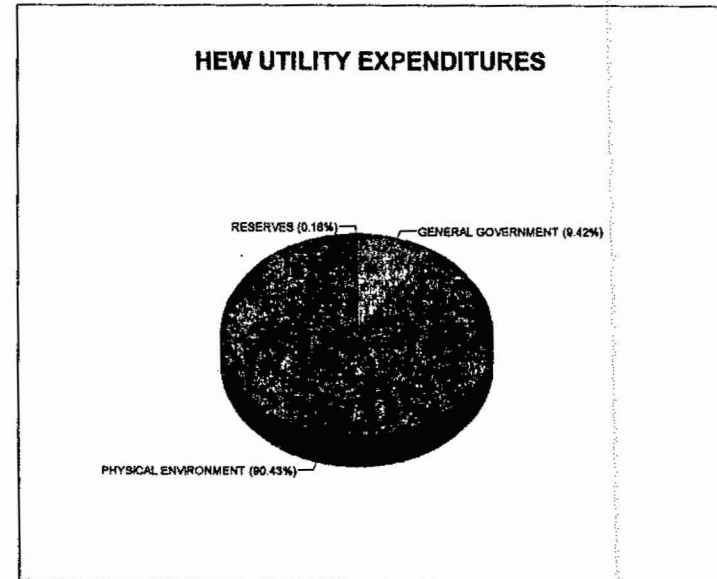
### HEW UTILITIES REVENUES BY SOURCE

TAXES	0
LICENSES & PERMITS	0
INTERGOVERNMENTAL REVENUES	0
CHARGES FOR SERVICES	90,320
FINES AND FORFEITS	0
MISCELLANEOUS REVENUES	513
OTHER FINANCING SOURCES	0
INTERFUND TRANSFERS-IN	0
PROCEEDS FROM LOANS/BONDS	0
INTERNAL SERVICES	0
LESS 5%	(4,516)
EST. BEGINNING BALANCES	0
<b>TOTAL</b>	<b>86,317</b>



### HEW UTILITIES EXPENDITURES BY SOURCE


GENERAL GOVERNMENT	8,128
PUBLIC SAFETY	0
PHYSICAL ENVIRONMENT	78,055
TRANSPORTATION	0
ECONOMIC ENVIRONMENT	0
HUMAN SERVICES	0
CULTURE & RECREATION	0
DEBT SERVICE-PRINCIPAL	0
DEBT SERVICE-INTEREST & FEES	0
	86,183
OTHER FINANCING USES	0
INTERFUND TRANSFERS	0
	86,183
RESERVES	134
<b>TOTAL</b>	<b>86,317</b>



## NORTH HUTCHINSON UTILITIES - REVENUES BY SOURCE - EXPENDITURES BY FUNCTION

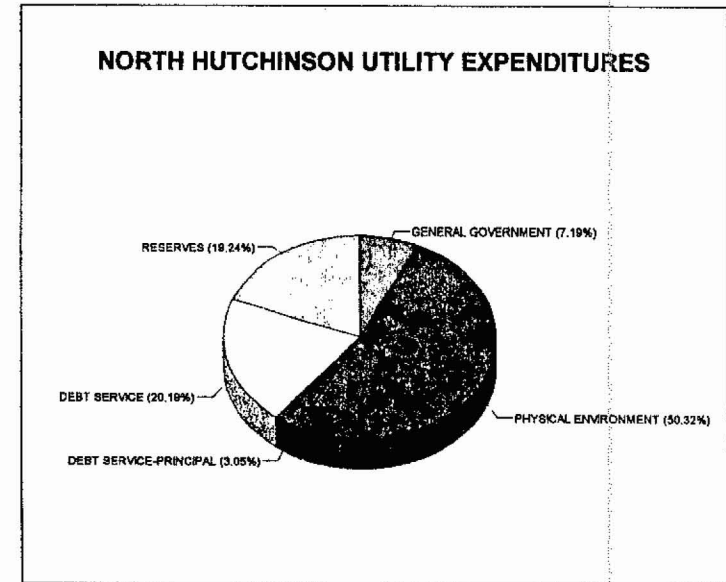
### NORTH HUTCHINSON UTILITIES REVENUES BY SOURCE

INTERGOVERNMENTAL REVENUES	0
LICENSES & PERMITS	0
INTERGOVERNMENTAL REVENUES	0
CHARGES FOR SERVICES	1,348,500
FINES AND FORFEITS	0
MISCELLANEOUS REVENUES	39,205
OTHER FINANCING SOURCES	0
INTERFUND TRANSFERS-IN	0
PROCEEDS FROM LOANS/BONDS	0
INTERNAL SERVICES	0
LESS 5%	(69,385)
EST. BEGINNING BALANCES	550,000
<b>TOTAL</b>	<b>1,868,320</b>



### NORTH HUTCHINSON UTILITIES EXPENDITURES BY SOURCE


GENERAL GOVERNMENT	134,418
PUBLIC SAFETY	0
PHYSICAL ENVIRONMENT	940,128
TRANSPORTATION	0
ECONOMIC ENVIRONMENT	0
HUMAN SERVICES	0
CULTURE & RECREATION	0
DEBT SERVICE-PRINCIPAL	57,000
DEBT SERVICE-INTEREST & FEES	377,275
	1,508,821
OTHER FINANCING USES	0
INTERFUND TRANSFERS	0
	1,508,821
RESERVES	359,499
<b>TOTAL</b>	<b>1,868,320</b>



## SOUTH HUTCHINSON UTILITIES - REVENUES BY SOURCE - EXPENDITURES BY FUNCTION

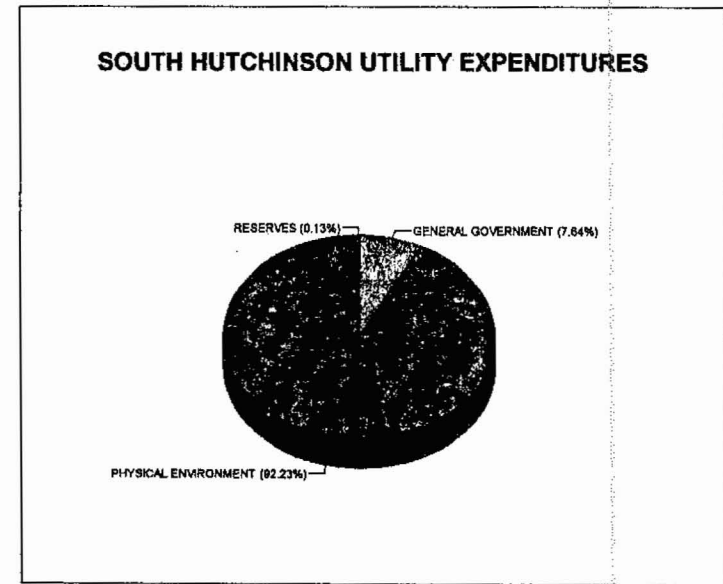
### SOUTH HUTCHINSON UTILITIES REVENUES BY SOURCE

INTERGOVERNMENTAL REVENUES	0
LICENSES & PERMITS	0
INTERGOVERNMENTAL REVENUES	0
CHARGES FOR SERVICES	1,177,344
FINES AND FORFEITS	0
MISCELLANEOUS REVENUES	8,043
OTHER FINANCING SOURCES	0
INTERFUND TRANSFERS-IN	0
PROCEEDS FROM LOANS/BONDS	0
INTERNAL SERVICES	0
LESS 5%	(58,867)
EST. BEGINNING BALANCES	546,737
<b>TOTAL</b>	<b>1,673,257</b>



### SOUTH HUTCHINSON UTILITIES EXPENDITURES BY SOURCE

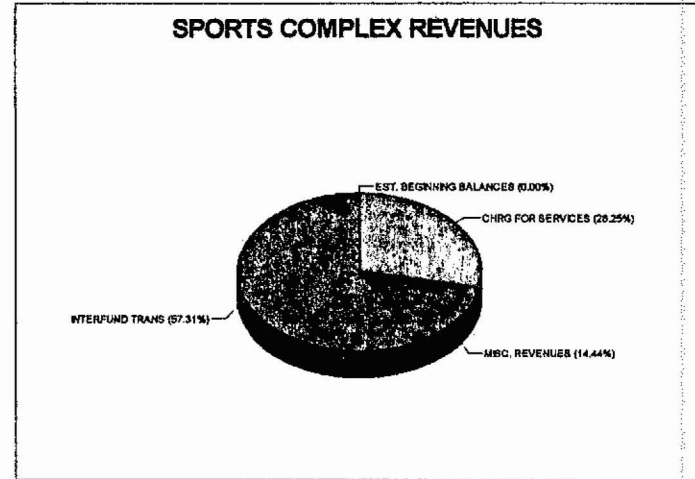
GENERAL GOVERNMENT	127,888
PUBLIC SAFETY	0
PHYSICAL ENVIRONMENT	1,543,273
TRANSPORTATION	0
ECONOMIC ENVIRONMENT	0
HUMAN SERVICES	0
CULTURE & RECREATION	0
DEBT SERVICE-PRINCIPAL	0
DEBT SERVICE-INTEREST & FEES	0
	1,671,161
OTHER FINANCING USES	0
INTERFUND TRANSFERS	0
	1,671,161
RESERVES	2,096
<b>TOTAL</b>	<b>1,673,257</b>



## SPORTS COMPLEX - REVENUES BY SOURCE - EXPENDITURES BY FUNCTION

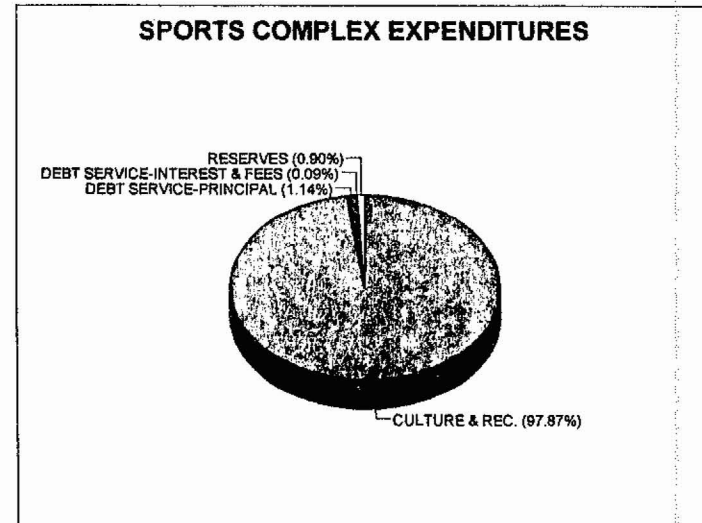
### SPORTS COMPLEX REVENUES BY SOURCE

TAXES	\$0
LICENSES & PERMITS	0
INTERGOVERNMENTAL REVENUES	0
CHARGES FOR SERVICES	288,500
FINES AND FORFEITS	0
MISCELLANEOUS REVENUES	147,500
OTHER FINANCING SOURCES	0
INTERFUND TRANSFERS-IN	585,300
PROCEEDS FROM LOANS/BONDS	0
INTERNAL SERVICES	0
LESS 5%	0
EST. BEGINNING BALANCES	0
<b>TOTAL</b>	<b>1,021,300</b>



### SPORTS COMPLEX EXPENDITURES BY SOURCE

GENERAL GOVERNMENT	\$0
PUBLIC SAFETY	0
PHYSICAL ENVIRONMENT	0
TRANSPORTATION	0
ECONOMIC ENVIRONMENT	0
HUMAN SERVICES	0
CULTURE & RECREATION	999,528
DEBT SERVICE-PRINCIPAL	11,679
DEBT SERVICE-INTEREST & FEES	900
	1,012,107
OTHER FINANCING USES	0
INTERFUND TRANSFERS	0
	1,012,107
RESERVES	9,193
<b>TOTAL</b>	<b>1,021,300</b>






## BUILDING CODE- REVENUES BY SOURCE - EXPENDITURES BY FUNCTION

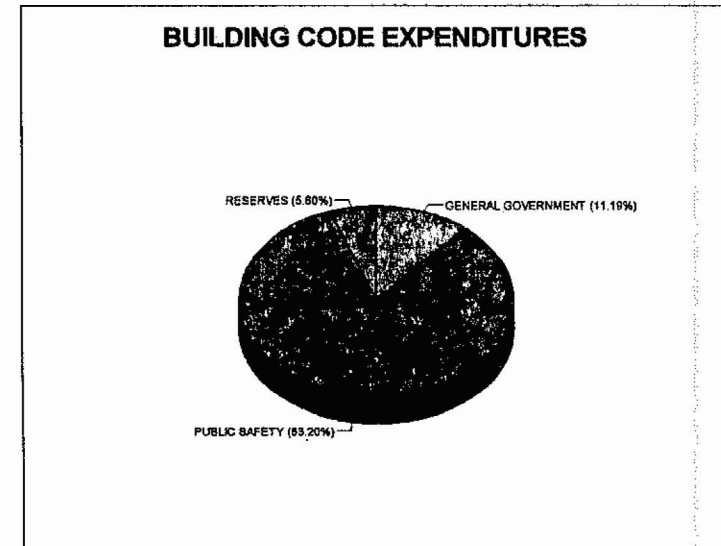
### BUILDING CODE REVENUES BY SOURCE

TAXES	\$0
LICENSES & PERMITS	862,500
INTERGOVERNMENTAL REVENUES	0
CHARGES FOR SERVICES	0
FINES AND FORFEITS	0
MISCELLANEOUS REVENUES	0
OTHER FINANCING SOURCES	0
INTERFUND TRANSFERS-IN	0
PROCEEDS FROM LOANS/BONDS	0
INTERNAL SERVICES	0
LESS 5%	0
EST. BEGINNING BALANCES	0
<b>TOTAL</b>	<b>862,500</b>



### BUILDING CODE EXPENDITURES BY SOURCE


GENERAL GOVERNMENT	\$96,541
PUBLIC SAFETY	717,626
PHYSICAL ENVIRONMENT	0
TRANSPORTATION	0
ECONOMIC ENVIRONMENT	0
HUMAN SERVICES	0
CULTURE & RECREATION	0
DEBT SERVICE-PRINCIPAL	0
DEBT SERVICE-INTEREST & FEES	0
	814,167
OTHER FINANCING USES	
INTERFUND TRANSFERS	0
	814,167
RESERVES	48,333
<b>TOTAL</b>	<b>862,500</b>



## AUTOMATED SERVICES - REVENUES BY SOURCE - EXPENDITURES BY FUNCTION


### AUTOMATED SERVICES REVENUES BY SOURCE

TAXES	\$0
LICENSES & PERMITS	0
INTERGOVERNMENTAL REVENUES	0
CHARGES FOR SERVICES	3,798,246
FINES AND FORFEITS	0
MISCELLANEOUS REVENUES	0
OTHER FINANCING SOURCES	0
INTERFUND TRANSFERS-IN	0
PROCEEDS FROM LOANS/BONDS	0
INTERNAL SERVICES	0
LESS 5%	0
EST. BEGINNING BALANCES	0
<b>TOTAL</b>	<b>3,798,246</b>



### AUTOMATED SERVICES EXPENDITURES BY SOURCE


GENERAL GOVERNMENT	\$3,798,246
PUBLIC SAFETY	0
PHYSICAL ENVIRONMENT	0
TRANSPORTATION	0
ECONOMIC ENVIRONMENT	0
HUMAN SERVICES	0
CULTURE & RECREATION	0
DEBT SERVICE-PRINCIPAL	0
DEBT SERVICE-INTEREST & FEES	0
	3,798,246
OTHER FINANCING USES	0
INTERFUND TRANSFERS	0
	3,798,246
RESERVES	0
<b>TOTAL</b>	<b>3,798,246</b>



## INSURANCE & LOSS - REVENUES BY SOURCE - EXPENDITURES BY FUNCTION


### INSURANCE & LOSS REVENUES BY SOURCE

TAXES	\$0
LICENSES & PERMITS	0
INTERGOVERNMENTAL REVENUES	0
CHARGES FOR SERVICES	8,381,236
FINES AND FORFEITS	0
MISCELLANEOUS REVENUES	0
OTHER FINANCING SOURCES	0
INTERFUND TRANSFERS-IN	200,000
PROCEEDS FROM LOANS/BONDS	0
INTERNAL SERVICES	0
LESS 5%	0
EST. BEGINNING BALANCES	0
<b>TOTAL</b>	<b>8,581,236</b>



### INSURANCE & LOSS EXPENDITURES BY SOURCE


GENERAL GOVERNMENT	\$8,581,236
PUBLIC SAFETY	0
PHYSICAL ENVIRONMENT	0
TRANSPORTATION	0
ECONOMIC ENVIRONMENT	0
HUMAN SERVICES	0
CULTURE & RECREATION	0
DEBT SERVICE-PRINCIPAL	0
DEBT SERVICE-INTEREST & FEES	0
	8,581,236
OTHER FINANCING USES	0
INTERFUND TRANSFERS	0
	8,581,236
RESERVES	0
<b>TOTAL</b>	<b>8,581,236</b>



## CENTRAL GARAGE - REVENUES BY SOURCE - EXPENDITURES BY FUNCTION

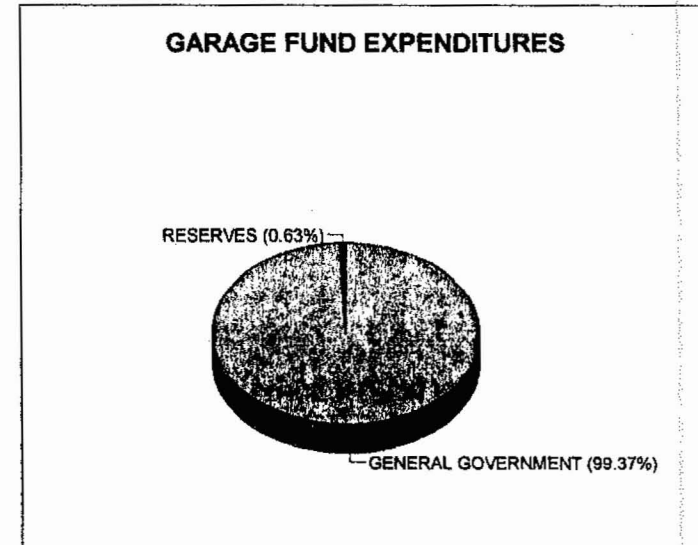
### CENTRAL GARAGE REVENUES BY SOURCE

TAXES	\$0
LICENSES & PERMITS	0
INTERGOVERNMENTAL REVENUES	0
CHARGES FOR SERVICES	1,677,811
FINES AND FORFEITS	0
MISCELLANEOUS REVENUES	0
OTHER FINANCING SOURCES	0
INTERFUND TRANSFERS-IN	0
PROCEEDS FROM LOANS/BONDS	0
INTERNAL SERVICES	0
LESS 5%	0
EST. BEGINNING BALANCES	10,634
<b>TOTAL</b>	<b>1,688,445</b>



### CENTRAL GARAGE EXPENDITURES BY SOURCE

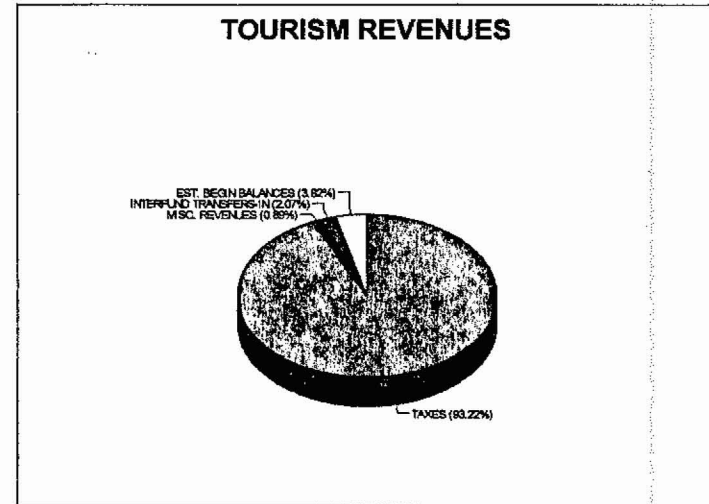
GENERAL GOVERNMENT	1,677,811
PUBLIC SAFETY	0
PHYSICAL ENVIRONMENT	0
TRANSPORTATION	0
ECONOMIC ENVIRONMENT	0
HUMAN SERVICES	0
CULTURE & RECREATION	0
DEBT SERVICE-PRINCIPAL	0
DEBT SERVICE-INTEREST & FEES	0
	1,677,811
OTHER FINANCING USES	0
INTERFUND TRANSFERS	0
	1,677,811
RESERVES	10,634
<b>TOTAL</b>	<b>1,688,445</b>



## TOURIST DEVELOPMENT - REVENUES BY SOURCE - EXPENDITURES BY FUNCTION

### TOURIST DEVELOPMENT REVENUES BY SOURCE

TAXES	\$315,000
LICENSES & PERMITS	0
INTERGOVERNMENTAL REVENUES	0
CHARGES FOR SERVICES	0
FINES AND FORFEITS	0
MISCELLANEOUS REVENUES	3,000
OTHER FINANCING SOURCES	0
INTERFUND TRANSFERS-IN	7,000
PROCEEDS FROM LOANS/BONDS	0
INTERNAL SERVICES	0
LESS 5%	(15,900)
EST. BEGINNING BALANCES	12,900
<b>TOTAL</b>	<b>322,000</b>



### TOURIST DEVELOPMENT EXPENDITURES BY SOURCE

GENERAL GOVERNMENT	\$9,450
PUBLIC SAFETY	0
PHYSICAL ENVIRONMENT	0
TRANSPORTATION	0
ECONOMIC ENVIRONMENT	290,046
HUMAN SERVICES	0
CULTURE & RECREATION	0
DEBT SERVICE-PRINCIPAL	0
DEBT SERVICE-INTEREST & FEES	0
	299,496
OTHER FINANCING USES	0
INTERFUND TRANSFERS	0
	299,496
RESERVES	22,504
<b>TOTAL</b>	<b>322,000</b>

