

**ST. LUCIE COUNTY
1999-2000 FISCAL YEAR BUDGET
BUDGET BY FUND**

TABLE OF CONTENTS

	PAGE #
Fund Descriptions.....	B- 1
Fund Budgets.....	B- 7
Major Operating Fund Charts	
Revenue	B-10
Expenditures	B-11
General Fund.....	B-12
Transportation Trust Fund.....	B-13
Unincorporated Services Fund.....	B-14
Law Enforcement & Courts (F&F).....	B-15
Port & Airport Fund.....	B-16
Mosquito Control Fund.....	B-17
Sanitary Landfill Fund	B-18
Golf Course Fund	B-19
HEW Hutchinson Utilities	B-20
North Hutchinson Utilities	B-21
South Hutchinson Utilities	B-22
Sports Complex Fund.....	B-23
Building Code Fund.....	B-24
Automated Services Fund.....	B-25
Insurance & Loss Fund.....	B-26
Service Garage Fund.....	B-27
Tourist Development	B-28

**ST. LUCIE COUNTY
FUND DESCRIPTIONS**

FUND	FLA. STATUTE	SOURCES AND USES
FUND DEFINITION:		
<p>An independent fiscal and accounting entity consisting of self-balancing set of accounts for recording cash and/or other assets together with related liabilities, reserves, and equities segregated for the purpose of carrying on specific activities or attaining certain objectives in accordance with certain defined regulations, restrictions, and limitations.</p>		
GOVERNMENTAL FUND TYPES:		
001 GENERAL FUND		To account for all financial resources except those required to be accounted for in another fund.
101-199 SPECIAL REVENUE FUNDS		To account for the proceeds of specific revenue sources that are legally restricted to expenditure for specific purposes.
201-299 DEBT SERVICE FUNDS		To account for the accumulation of resources for, and the payment of, general long-term debt principal and interest.
301-399 CAPITAL PROJECTS FUNDS		To account for financial resources to be used for the acquisition or construction of major capital projects.
401-499 ENTERPRISE FUNDS		To account for the operation that are financed and operated in a manner similar to private business enterprises where the intent of the governing body is that the costs (expenses, including depreciation) of providing goods or services to the general public on a continuing basis be financed or recovered primarily through user charges.
501-599 INTERNAL SERVICE FUNDS		To account for the financing of goods and services provided by one department or agency or agencies of the governmental unit, or other governmental units, on a cost-reimbursement basis.
601-699 TRUST AND AGENCY FUNDS		To account for assets held by a governmental unit in a trustee capacity or as an agent for individuals, private organizations, other governmental units, and/or other funds.
<p>Source: State of Florida, Uniform Accounting System Manual, 1994 Edition.</p>		

**ST. LUCIE COUNTY
FUND DESCRIPTIONS**

FUND	FLA. STATUTE	SOURCES AND USES
<u>GENERAL FUND</u>		
001 GENERAL FUND	129.02 (1) F.S.	REV: Ad Valorem Taxes, Sales Tax, Licenses, Racing Tax, User fees, "General" revenue EXP: Leisure Services, Central Services, Health Services, Administrative, Property Appraiser Tax Collector, Clerk to Board, Supervisor of Elections, General, Commission
<u>SPECIAL REVENUE FUNDS</u>		
101 TRANSPORTATION TRUST	129.02 (2) F.S.	REV: Gas Taxes, Franchise Fees, Impact Fees, Mobile Home Tags, Permits EXP: Capital Transportation Projects, Road & Bridge, Engineering, Public Works Administration
102 UNINCORPORATED SERVICES	129.02 (6) F.S.	REV: Ad Valorem Taxes, Fees, Fines EXP: Planning, Eco. Dev., Building & Zoning, Code Compliance, Comm Dev. Admin, Animal Control, Stormwater Drainage, Urban Forester
103 LAW ENFORCEMENT MSTU	129.02 (4) F.S.	REV: Ad Valorem EXP: Transfer to fund 107 for Unincorporated Area Road Patrol
104 GRANTS & DONATIONS	129.02 (4) F.S.	REV: Grants EXP: Grant Projects
105 STATE LIBRARY GRANT	129.02 (4) F.S.	REV: State Library Grant, Donations EXP: Library
106 ADDITIONAL COURT COSTS	129.02 (4) F.S.	REV: Court Charges EXP: Reimburse Fund 107 for Additional Court Costs
107 FINE & FORFEITURE FUND	129.02 (3) F.S.	REV: Ad Valorem Taxes, Fines, Junior College and School Resource Officer Charges, E911 Fee EXP: Sheriff, Judicial, Central Communications, Central Services (Jail & Judicial Maintenance)
108 ART SPECIAL GRANT FUND	129.02 (4) F.S.	REV: Grants EXP: Art Programs
109 DRUG ABUSE TRUST FUND	129.02 (4) F.S.	REV: Fees EXP: Drug Abuse Programs

**ST. LUCIE COUNTY
FUND DESCRIPTIONS**

FUND	FLA. STATUTE	SOURCES AND USES
111-139 SPECIAL DISTRICTS, MSBU's, MSTU's	129.02 (6) F.S.	REV: Ad Valorem Taxes, Special Assessments EXP: Street Lights, Road/Drainage Improvements to special districts
140 PORT & AIRPORT FUNDS	129.02 (6) F.S.	REV: FFA Grants, FDOT Grants, Ad Valorem Taxes, Airport Operating Revenue EXP: Airport Expansion, Port Improvement, Airport & Port operations
142 PORT MSBU	129.02 (4) F.S.	REV: Special Assessments EXP: Port Development
145-146 MOSQUITO CONTROL DISTRICT	129.02 (6) F.S.	REV: Ad Valorem Taxes, State Allocation, Grants EXP: Mosquito Control
160 RAD PLAN MAINTENANCE	129.02 (4) F.S.	REV: FPL/State Grant EXP: Radiological Planning and Exercises
170 COURT FACILITIES FUND	129.02 (4) F.S.	REV: Court Fees EXP: Judicial Maintenance & Capital
171 COURT FACILITIES FUND - COURT	129.02 (4) F.S.	REV: Court Filing Charges and Court Loses EXP: Construction operation and maintenance of court facilities
181 HOUSING AUTHORITY	129.02 (4) F.S.	REV: Residual Funds from Loan program EXP: St. Lucie County Housing Authority
182 ENVIRONMENTAL LAND ACQUISITIO	129.02 (4) F.S.	REV: Ad Valorem Taxes EXP: Environmental Land Acquisition
183 COURT ADMINISTRATOR	129.02 (4) F.S.	REV: Transfer from Fine & Forfeiture(107), Grants, Circuit Counties Share EXP: Court Administrator, Mediation
184 EROSION OPERATING FUND	129.02 (6) F.S.	REV: Ad Valorem Taxes EXP: Erosion Control Operations, Maintenance, Construction
185 HOUSING ASSISTANCE (SHIP)	129.02 (4) F.S.	REV: Grants EXP: Housing Assistance Program

**ST. LUCIE COUNTY
FUND DESCRIPTIONS**

FUND	FLA. STATUTE	REV:	SOURCES AND USES
186 RECYCLING OPERATING FUND	129.02 (4) F.S.	REV: Garbage Franchise, Grants EXP: County Recycling Program	
<u>DEBT SERVICE FUNDS</u>			
202-282 INTEREST & SINKING FUNDS	129.02 (5) F.S.	REV: Ad Valorem Taxes, State Revenue Sharing, Special Assessments EXP: Debt Service on Bonds	
<u>CAPITAL PROJECT FUNDS</u>			
302 EROSION CAPITAL FUND	129.02 (4) F.S.	REV: Cash Balance from Bond Proceeds, Grants EXP: Erosion Control Capital Projects	
304 COMMUNICATIONS SYSTEM FUND	129.02 (4) F.S.	REV: Additional Traffic Fine EXP: New Communications system	
305 BEACH BOND	129.02 (4) F.S.	REV: Cash Balance from Bond Proceeds EXP: Beach Acquisition & Capital Improvements	
310 IMPACT FEES FUND	129.02 (4) F.S.	REV: Impact Fees EXP: Parks, Libraries, Public Building and Correctional Building	
315 COUNTY BUILDING FUND	129.02 (4) F.S.	REV: Cash Balance from Bond Proceeds EXP: Sheriff's Administration Bldg, ADA Improvements, Capital projects as approved by BOCC	
316 COUNTY/TRANSPORTATION CAPITAL	129.02 (4) F.S.	REV: Franchise Fees, Gas taxes EXP: Capital Transportation Projects, Parks Capital Projects, Capital projects as approved by BOCC	
330-339 CAPITAL MSBU FUNDS	129.02 (4) F.S.	REV: Bond Proceeds, Special Assessments EXP: MSBU Capital costs	
342 PORT DEVELOPMENT FUND	129.02 (4) F.S.	REV: Cash Balance from Bond Proceeds EXP: Port Development	
352 SHI WASTE WATER TREATMENT	129.02 (4) F.S.	REV: Cash Balance from Bond Proceeds EXP: Construction of waste and water treatment plant	
362 SPORT COMPLEX IMPROVEMENT	129.02 (4) F.S.	REV: Cash Balance from Bond Proceeds EXP: Sports Complex improvements	

**ST. LUCIE COUNTY
FUND DESCRIPTIONS**

FUND	FLA. STATUTE	SOURCES AND USES
382 ENVIRONMENTAL LAND	129.02 (4) F.S.	REV: Bond Proceeds EXP: Environmental Land Acquisition
390-392 CAPITAL MSBU FUNDS	129.02 (4) F.S.	REV: Bond Proceeds, Special Assessments EXP: MSBU Capital costs
<u>ENTERPRISE FUNDS</u>		
401-402 S.L.C. LANDFILL	129.02 (4) F.S.	REV: Landfill fees, Garbage Franchise, Grants EXP: Landfill operations, capital, reserves, debt service
418 GOLF COURSE	129.02 (4) F.S.	REV: Golf Course User Fees, Sales EXP: Golf Course Operations
421-452 UTILITY FUNDS	129.02 (4) F.S.	REV: Utility User Fees, Bond Proceeds EXP: Utility operations, capital
461 SPORTS COMPLEX	129.02 (4) F.S.	REV: Sports Complex operating revenues, 2-cent Tourism Tax (transfer from Fund 610) EXP: Sports Complex operations, maintenance, and payment to SLW
491 BUILDING CODE FUND	129.02 (4) F.S.	REV: Permit Fees EXP: Code Compliance(Building Inspections)
<u>INTERNAL SERVICE FUNDS</u>		
501 AUTOMATED SERVICES	129.02 (4) F.S.	REV: Charges to constitutional officers, departments, and outside agencies EXP: Automated Services Department operations and equipment
505 INSURANCE & LOSS FUND	129.02 (4) F.S.	REV: Charges to departments, and constitutional officers EXP: Health and Life Programs, Property, Workers Compensation, and Liability coverage
510 SERVICE GARAGE	129.02 (4) F.S.	REV: Charges to departments, and constitutional officers for vehicle maintenance EXP: Service Garage Division (Central Services)

**ST. LUCIE COUNTY
FUND DESCRIPTIONS**

FUND	FLA. STATUTE	SOURCES AND USES
TRUST AND AGENCY FUNDS		
610 TWO-CENT TOURISM TRUST FUND	129.02 (4) F.S.	REV: Two-cent Tourism Tax EXP: Transfer to 461 for Sports Complex Operations & Debt
611 ONE-CENT TOURISM TRUST FUND	129.02 (4) F.S.	REV: One-cent Tourism Tax EXP: Tourism Division Salaries & Promotions
615 IMPACT FEES	129.02 (4) F.S.	REV: Impact Fees EXP: Transfer to 101 for Road projects, Disbursement of other agency fees
620 LAW ENFORCEMENT TRUST FUND	129.02 (4) F.S.	REV: Confiscated Property EXP: Sheriff
625 LAW LIBRARY	129.02 (4) F.S.	REV: Law Library Fees EXP: Law Library Operations and books
660 J & J UTILITIES	129.02 (4) F.S.	REV: Utility User Fees EXP: Utility operations
TOTAL FUNDS OF ST. LUCIE COUNTY :	103	

FUND SOURCES & USES are listed in major revenue/expenditure order for each fund.

**ST. LUCIE COUNTY BOARD OF COUNTY COMMISSIONERS
BUDGET BY FUND
FISCAL YEAR 1999-00**

FUND NAME	FUND #	1996-97 BUDGET	1996-97 ACTUAL	1997-98 BUDGET	1997-98 ACTUAL	1998-99 BUDGET	1998-99 ACTUAL	1999-00 BUDGET	%
GENERAL FUND	001	33,066,959	24,080,075	36,881,440	26,288,665	44,172,464	30,570,724	45,863,346	4%
TRANSPORTATION TRUST FUND	101	27,560,309	13,577,302	25,665,746	12,041,108	25,374,262	10,867,327	23,369,723	-8%
UNINCORPORATED SERVICES FUND	102	2,492,940	1,755,481	4,303,131	2,636,845	5,255,800	2,577,369	5,360,027	2%
LAW ENFORCEMENT MSTU	103	141,603	138,527	273,416	247,637	492,031	405,587	1,270,680	158%
GRANTS AND DONATIONS FUND	104	510,731	288,538	350,991	175,160	623,787	99,398	288,084	-54%
LIBRARY SPECIAL GRANTS FUND	105	565,091	448,691	402,260	215,940	735,198	489,528	301,073	-59%
ADDITIONAL COURT COSTS FUND	106	266,000	217,601	228,000	208,155	218,500	183,405	206,150	-6%
FINE AND FORFEITURE FUND	107	39,793,659	36,723,574	42,821,530	37,562,331	46,833,309	40,105,887	47,474,690	1%
ARTS SPECIAL FUND	108	3,909	0	4,313	0	4,546	0	4,645	2%
DRUG ABUSE FUND	109	8,799	0	18,390	0	28,224	0	36,931	31%
RIVER PARK I FUND	111	39,001	32,931	42,565	32,612	42,513	31,932	40,534	-5%
RIVER PARK II FUND	112	7,647	6,430	8,384	6,492	7,965	5,913	8,182	3%
HARMONY HEIGHTS 3 FUND	113	3,452	2,542	4,153	2,504	3,921	2,517	3,192	-19%
HARMONY HEIGHTS 4 FUND	114	6,546	5,563	7,449	5,456	8,063	6,079	8,246	2%
SHERATON PLAZA FUND	115	7,103	5,863	8,256	5,846	7,978	5,483	6,900	-14%
SUNLAND GARDENS FUND	116	7,196	6,162	8,641	6,083	9,694	6,184	7,819	-19%
SUNRISE PARK FUND	117	1,958	1,540	2,423	1,521	2,440	1,537	1,943	-20%
PARADISE PARK	118	10,626	9,448	12,893	9,417	13,117	8,823	11,091	-15%
HOLIDAY PINES FUND	119	10,558	8,943	11,829	8,786	12,672	8,927	11,356	-10%
THE GROVE FUND	120	2,575	1,770	2,443	1,758	2,497	1,749	2,388	-4%
BLAKELY SUBDIVISION FUND	121	1,214	911	1,420	916	1,310	902	1,064	-19%
INDIAN RIVER ESTATES FUND	122	13,462	10,670	15,051	10,673	15,895	10,598	13,480	-15%
QUEENS COVE LIGHTING DISTRICT	123	3,986	3,423	4,297	3,086	4,644	3,136	4,047	-13%
LONGWOOD ESTATES FUND	124	2,014	0	2,127	0	2,234	0	2,334	4%
THE WOODS FUND	125	5,735	0	6,058	0	6,385	0	6,685	5%
SOUTHERN OAK ESTATES LIGHTING	126	2,043	1,168	2,151	1,351	2,120	1,371	1,812	-15%
TWIN OAKS TRAIL ACCESS MSBU	132	2,773	41	8,366	8,339	3,305	3,300	2,800	-15%
FFA ROAD MSBU FUND	133	13	0	13	0	13	0	0	-100%
MONTE CARLO LIGHTING MSTU #4	136	21,109	16,280	21,943	15,782	23,165	16,220	20,913	-10%
PALM LAKE GARDENS MSTU FUND	138	1,698	1,263	1,564	1,262	1,763	1,317	1,680	-5%
PALM GROVE FUND	139	9,429	8,362	9,722	8,246	10,374	8,282	10,557	2%
PORT AND AIRPORT	140	12,669,722	3,664,673	10,131,128	3,894,629	10,794,895	3,513,580	6,173,128	-43%
PORT MSBU DEVELOPMENT FUND	142	63,640	1,372	164,196	39,654	152,127	29,153	150,802	-1%

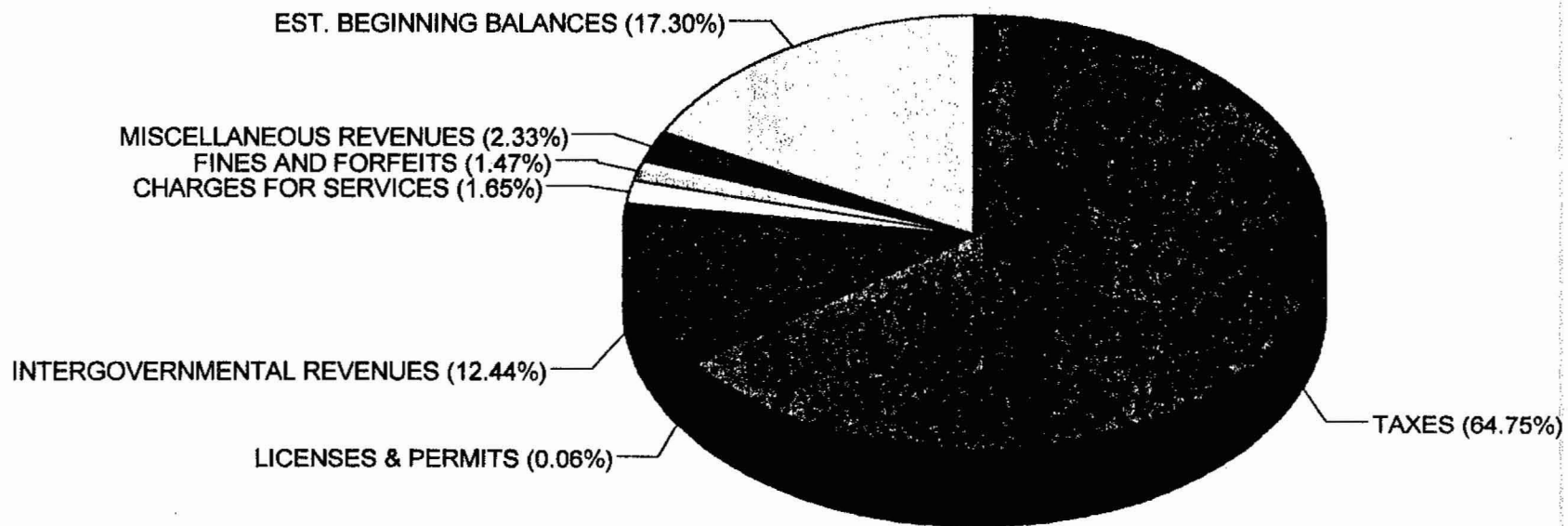
**ST. LUCIE COUNTY BOARD OF COUNTY COMMISSIONERS
BUDGET BY FUND
FISCAL YEAR 1999-00**

FUND NAME	FUND #	1996-97 BUDGET	1996-97 ACTUAL	1997-98 BUDGET	1997-98 ACTUAL	1998-99 BUDGET	1998-99 ACTUAL	1999-00 BUDGET	%
MOSQUITO CONTROL FUNDS	145	2,084,098	1,724,562	4,800,729	2,185,336	3,658,983	1,822,367	3,729,816	2%
MOSQUITO CONTROL STATE FUNDS	146	40,601	40,178	39,034	28,928	160,341	131,125	34,000	-79%
MOSQUITO STATE II FUND	147	82	82	0	0	0	0	0	n/a
RAD	160	234,181	181,236	233,414	221,629	235,661	209,619	239,486	2%
COURT FACILITIES	170	287,818	36,185	407,035	196,385	346,198	86,727	363,717	5%
COURT FACILITIES FUND	171	0	0	0	0	2,040	0	2,249	10%
HOUSING AUTHORITY	181	22,883	175	30,272	2,850	34,105	6,361	31,840	-7%
ENVIRONMENTAL LANDS	182	245,770	67,734	206,925	139,188	68,464	8,582	0	-100%
COURT ADMINISTRATOR	183	413,231	353,612	852,441	369,490	846,917	474,869	582,063	-31%
EROSION DISTRICT	184	2,151,262	674,224	2,752,472	880,191	7,584,297	3,977,487	2,478,589	-67%
SHIP	185	541,929	250,255	673,506	331,100	1,089,434	655,975	909,704	-16%
RECYCLING OPERATING FUND	186	0	0	440,000	346,246	280,697	205,574	256,197	-9%
EROSION BOND I & S FUND	202	49,404	39,442	59,317	51,494	76,003	58,933	15,535	-80%
BEACH BOND I & S FUND	205	1,118,443	1,052,744	1,140,267	1,062,329	1,256,186	1,070,126	1,180,304	-6%
5YR BUILDING BOND I & S FUND	215	3,172,295	2,886,961	3,227,392	2,889,854	4,232,678	2,885,703	3,582,560	-15%
JAIL BOND I & S FUND	220	101,760	19,744	76,803	1,170	137,896	11	148,048	7%
LAKWOOD PARK MSBU I & S FUND	230	0	0	0	0	0	0	0	n/a
WAGNER PLACE I & S FUND	231	0	0	0	0	0	0	0	n/a
F.F.A. ROAD I & S FUND	233	0	0	0	0	0	0	0	n/a
BECKER ROAD I&S FUND	235	312,348	82,579	254,794	119,357	544,778	432,264	409,584	-25%
PORT I&S FUND	242	0	0	193,101	276,520	455,418	302,074	512,272	12%
SPECIAL ASSESSMENT - SHI I&S FUND	252	0	0	0	0	0	0	0	n/a
TOURISM DVE 4TH CENT I & S FUND	262	0	998	318,261	226,609	453,703	226,494	582,515	28%
ENVIRONMENTAL LAND I & S FUND	282	1,849,083	1,172,066	2,057,515	577,972	12,666,339	10,214,310	2,512,132	-80%
EROSION CONTROL FUND	302	0	0	0	0	0	0	0	n/a
COMMUNICATIONS SYSTEM	304	1,426,021	84,500	10,729,273	2,500	11,696,422	5,581,499	6,366,263	-46%
BEACH BOND	305	289,708	17,097	297,554	5,546	307,577	9,960	316,880	3%
IMPACT FEE FUNDS	310	155,023	0	1,030,425	0	2,300,055	53,505	3,179,255	38%
COUNTY BUILDING BOND FUND	315	7,369,293	2,204,034	5,465,220	2,388,768	3,351,990	2,270,924	1,151,535	-66%
COUNTY & TRANSPORTATION CAPITAL	316	0	0	3,063,480	698,846	6,062,699	1,442,340	7,688,418	27%
LAKWOOD PARK FUND	330	0	0	0	0	20,908	0	21,113	1%
TWIN OAK TRAIL ACCESS FUND	332	4,722	0	4,987	0	5,256	0	5,371	2%
F.A.A. ROAD FUND	333	10,322	0	10,903	0	11,493	0	11,725	2%
DRIFTWOOD MANOR FUND	334	154,725	136,796	6,940	6,750	14	0	14	0%
BECKER ROAD ASSESSMENT CAPITAL	335	1,610,606	1,072,002	231,132	59,507	197,586	2,627	206,552	5%
KING ORANGE MSBU	336	236,930	162,166	92,915	27,706	152	0	155	2%

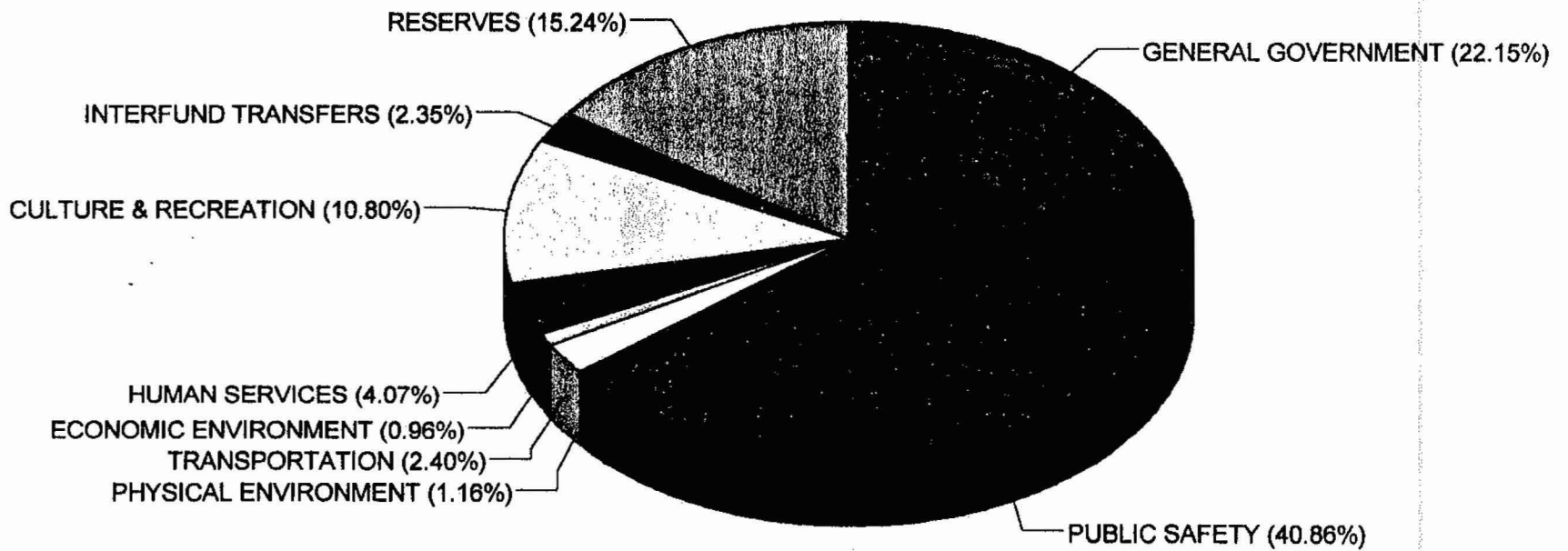
**ST. LUCIE COUNTY BOARD OF COUNTY COMMISSIONERS
BUDGET BY FUND
FISCAL YEAR 1999-00**

FUND NAME	FUND #	1996-97 BUDGET	1996-97 ACTUAL	1997-98 BUDGET	1997-98 ACTUAL	1998-99 BUDGET	1998-99 ACTUAL	1999-00 BUDGET	%
LOST TREE ESTATES CAPITAL FUND	337	0	0	79,000	57,558	24,000	23,733	0	-100%
ANITA STREET CAPITAL FUND	338	0	0	85,000	33,382	71,193	52,950	41,193	-42%
TIMBERLAKE ESTATES MSBU	339	0	0	166,000	130,480	190,367	188,472	62,449	-67%
PORT DEVELOPMENT CAPITAL FUND	342	3,500,000	3,335,273	165,754	0	174,710	0	191,710	10%
SHI WSTEWATER TREATMENT	352	6,731,307	5,312,879	3,507,874	1,414,543	1,509,429	1,073,796	739,048	-51%
SPORTS COMPLEX IMPROV FUND	362	0	25,775	950,040	718,760	204,760	200,898	0	-100%
TREASURE COVE/OCEAN HARBOR S	390	0	0	37,000	0	37,683	2,500	37,083	-2%
ENVIRONMENTAL LAND CAPITAL	382	17,094,088	586,951	10,019,671	8,160,099	6,808,804	1,824,737	5,511,672	-19%
NORTH AIA MSBU CAPITAL	391	0	0	18,000	0	0	0	18,600	n/a
IDEAL HOLDING ROAD MSBU	392	0	0	0	0	279,000	32,935	286,750	3%
WESTGLEN MSBU CAPITAL	393	0	0	0	0	0	0	0	n/a
RAINTREE FOREST MSBU CAPITAL	394	0	0	0	0	0	0	0	n/a
SANITARY LANDFILL	401	20,446,730	4,340,972	23,145,983	4,439,999	24,270,763	3,229,936	26,682,146	10%
LANDFILL CAPITAL	402	1,779,940	1,245,760	490,501	480,087	60	0	0	-100%
GOLF COURSE	418	1,774,041	1,690,269	1,899,804	1,745,708	2,075,115	1,140,186	2,003,095	-3%
HEW UTILITIES	421	148,916	99,583	83,316	84,728	86,317	59,334	61,241	-29%
NO. HUTCHINSON UTILITIES	441	2,361,797	1,293,162	2,388,808	1,694,018	2,339,427	1,488,512	2,395,792	2%
NO. HUTCHINSON CAPITAL	442	58,814	(790)	54,091	0	61,486	64,389	0	-100%
NO. HUTCHINSON R&R	448	200,000	0	308,958	34,892	365,466	53,859	185,316	-49%
NO. HUTCHINSON CAPITAL	449	811,906	0	849,575	81,210	1,007,405	6,497	1,050,900	4%
SO. HUTCHINSON UTIITIES FUND	451	859,238	471,262	1,497,132	1,387,525	1,962,105	1,056,119	1,281,826	-35%
SO. HUTCHINSON UTIL CAP IMP FUND	452	0	0	0	0	0	0	0	n/a
SPORTS COMPLEX	461	1,069,392	1,528,301	1,490,626	1,631,388	1,181,927	1,177,970	1,153,820	-2%
SPORTS COMPLEX IMPROVEMENT FUND	462	1,008,000	0	0	0	0	0	0	n/a
HOLIDAY PINES UTILITIES	471	0	0	0	0	5,882,556	195,749	837,524	-86%
HOLIDAY PINES CAPITAL FACILITIES	479	0	0	0	0	0	0	46,485	n/a
BUILDING CODE FUND	491	780,134	557,283	909,733	671,517	1,105,696	667,546	1,005,755	-9%
AUTOMATED SERVICES	501	3,362,724	3,390,083	3,543,601	3,475,579	4,834,506	3,329,682	4,912,433	2%
INSURANCE & LOSS	505	7,922,821	7,469,564	7,819,847	5,435,029	9,381,236	6,757,895	8,541,236	-9%
SERVICE GARAGE	510	2,170,160	1,490,120	1,634,555	1,415,829	1,677,811	1,294,073	1,576,157	-6%
TOURIST DEVELOPMENT	610	766,238	904,371	806,490	770,243	723,376	604,688	688,750	-5%
TOURIST DEVELOPMENT-ADVERTISING	611	302,871	198,613	424,360	263,144	512,018	361,878	363,000	-29%
LAW ENFORCEMENT TRUST FUND	620	553,948	52,877	752,574	92,086	807,624	210,482	538,373	-33%
LAW LIBRARY	625	0	0	141,925	158,022	143,260	150,589	150,000	5%
J & J UTILITIES	660	61,132	60,659	87,606	40,324	0	0	0	n/a
LAKWOOD PARK MSBU	670	0	0	0	0	595,942	0	0	-100%
WAGNER PLACE	671	0	0	0	0	11,500	0	12,250	7%
F.F.A. ROAD	672	0	0	0	0	21,363	0	20,388	-5%
SOUTH HUTCHINSON	673	0	0	0	0	1,064,541	0	733,310	-31%
DRIFWOOD MANOR	674	0	0	0	0	17,455	0	15,615	-11%
KING ORANGE MSBU	676	0	0	0	0	19,375	0	16,125	-17%
LOST TREE ESTATES	677	0	0	0	0	23,256	0	0	-100%
ANITA STREET MSBU	678	0	0	0	0	32,794	0	0	-100%
TIMBERLAKE ESTATES MSBU	679	0	0	0	0	176,928	0	0	-100%
TREASURE COVE/OCEAN HARBOR	690	0	0	0	0	40,213	0	0	-100%
PORT ST. LUCIE UTILITY RESTR.	645	0	0	12,062,556	277,500	12,062,556	11,534,300	0	-100%
TOTAL BUDGET:		214,950,235	127,331,484	235,542,775	131,230,174	274,735,524	157,879,388	228,344,236	-17%

GENERAL AND FINE & FORFEITURE REVENUES BY SOURCE



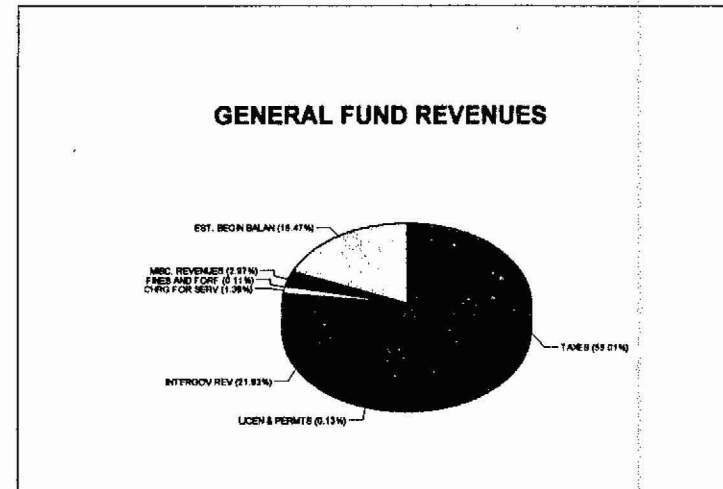
GENERAL AND FINE & FORFEITURE EXPENDITURES BY FUNCTION



GENERAL FUND - REVENUES BY SOURCE - EXPENDITURES BY FUNCTION

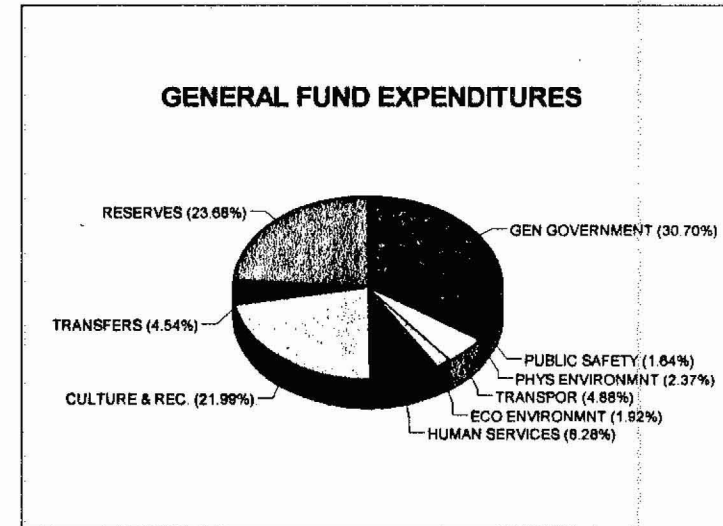
GENERAL FUND REVENUES BY SOURCE

TAXES	\$26,142,693
LICENSES & PERMITS	60,000
INTERGOVERNMENTAL REVENUES	10,423,672
CHARGES FOR SERVICES	661,134
FINES AND FORFEITS	50,000
MISCELLANEOUS REVENUES	1,411,070
OTHER FINANCING SOURCES	
INTERFUND TRANSFERS-IN	0
PROCEEDS FROM LOANS/BONDS	0
INTERNAL SERVICES	0
LESS 5%	(1,664,174)
EST. BEGINNING BALANCES	8,778,951
TOTAL	45,863,346



GENERAL FUND EXPENDITURES BY SOURCE

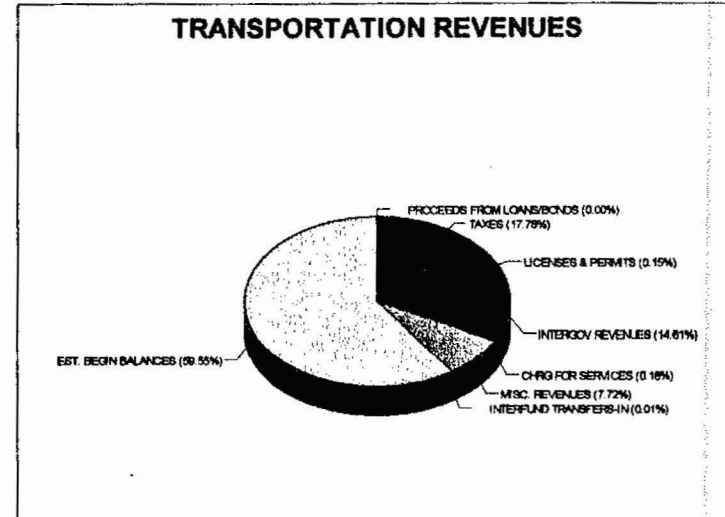
GENERAL GOVERNMENT	\$14,080,417
PUBLIC SAFETY	753,639
PHYSICAL ENVIRONMENT	1,085,916
TRANSPORTATION	2,236,877
ECONOMIC ENVIRONMENT	882,623
HUMAN SERVICES	3,796,507
CULTURE & RECREATION	10,084,730
DEBT SERVICE-PRINCIPAL	0
DEBT SERVICE-INTEREST & FEES	\$0
	32,920,709
OTHER FINANCING USES	
INTERFUND TRANSFERS	2,083,437
	35,004,146
RESERVES	10,859,190
TOTAL	45,863,336



TRANSPORTATION- REVENUES BY SOURCE - EXPENDITURES BY FUNCTION

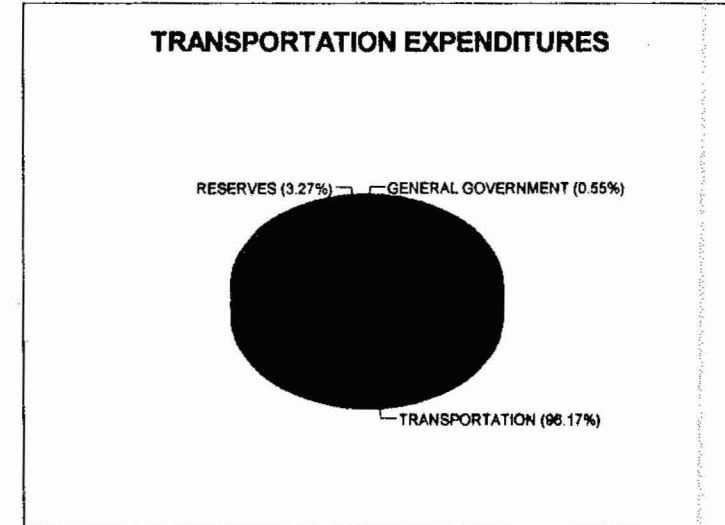
TRANSPORTATION REVENUES BY SOURCE

TAXES	4,226,231
LICENSES & PERMITS	36,000
INTERGOVERNMENTAL REVENUES	3,473,260
CHARGES FOR SERVICES	42,000
FINES AND FORFEITS	0
MISCELLANEOUS REVENUES	1,834,450
OTHER FINANCING SOURCES	0
INTERFUND TRANSFERS-IN	2,712
PROCEEDS FROM LOANS/BONDS	0
INTERNAL SERVICES	0
LESS 5%	(401,632)
EST. BEGINNING BALANCES	14,156,702
TOTAL	23,369,723



TRANSPORTATION EXPENDITURES BY SOURCE

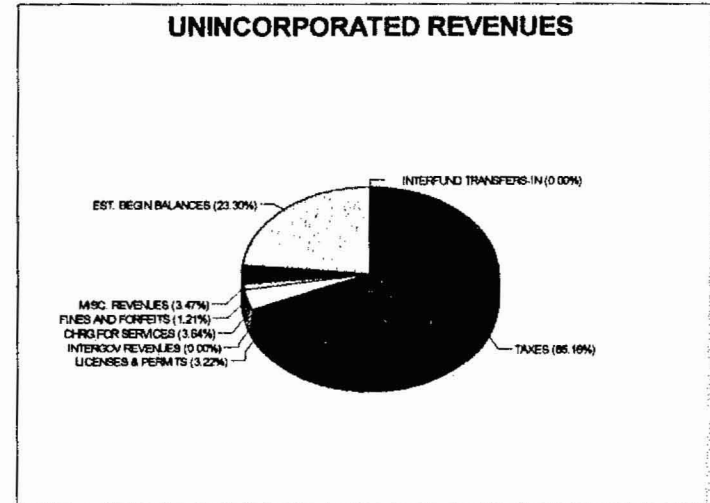
GENERAL GOVERNMENT	\$129,462
PUBLIC SAFETY	0
PHYSICAL ENVIRONMENT	0
TRANSPORTATION	22,475,129
ECONOMIC ENVIRONMENT	0
HUMAN SERVICES	0
CULTURE & RECREATION	0
DEBT SERVICE-PRINCIPAL	0
DEBT SERVICE-INTEREST & FEES	0
	22,604,591
OTHER FINANCING USES	
INTERFUND TRANSFERS	0
	22,604,591
RESERVES	765,132
TOTAL	23,369,723



UNINCORPORATED - REVENUES BY SOURCE - EXPENDITURES BY FUNCTION

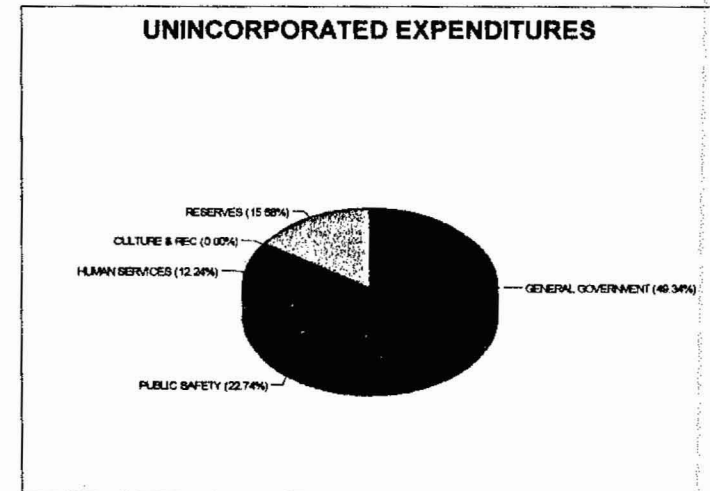
UNINCORPORATED FUND REVENUES BY SOURCE

TAXES	1,719,168
LICENSES & PERMITS	85,000
INTERGOVERNMENTAL REVENUES	0
CHARGES FOR SERVICES	96,000
FINES AND FORFEITS	32,000
MISCELLANEOUS REVENUES	91,500
OTHER FINANCING SOURCES	0
INTERFUND TRANSFERS-IN	0
PROCEEDS FROM LOANS/BONDS	0
INTERNAL SERVICES	0
LESS 5%	(101,183)
EST. BEGINNING BALANCES	614,803
TOTAL	2,537,288



UNINCORPORATED FUND EXPENDITURES BY SOURCE

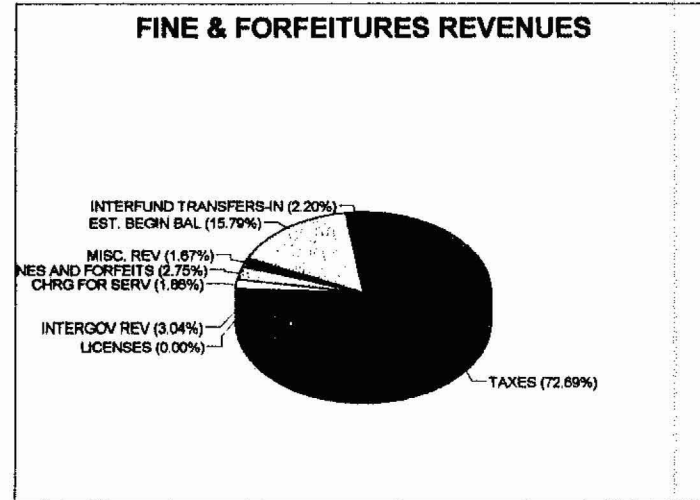
GENERAL GOVERNMENT	\$1,251,893
PUBLIC SAFETY	577,040
PHYSICAL ENVIRONMENT	0
TRANSPORTATION	0
ECONOMIC ENVIRONMENT	0
HUMAN SERVICES	310,590
CULTURE & RECREATION	0
DEBT SERVICE-PRINCIPAL	0
DEBT SERVICE-INTEREST & FEES	0
	2,139,523
OTHER FINANCING USES	0
INTERFUND TRANSFERS	0
	2,139,523
RESERVES	397,765
TOTAL	2,537,288



FINE & FORFEITURES - REVENUES BY SOURCE - EXPENDITURES BY FUNCTION

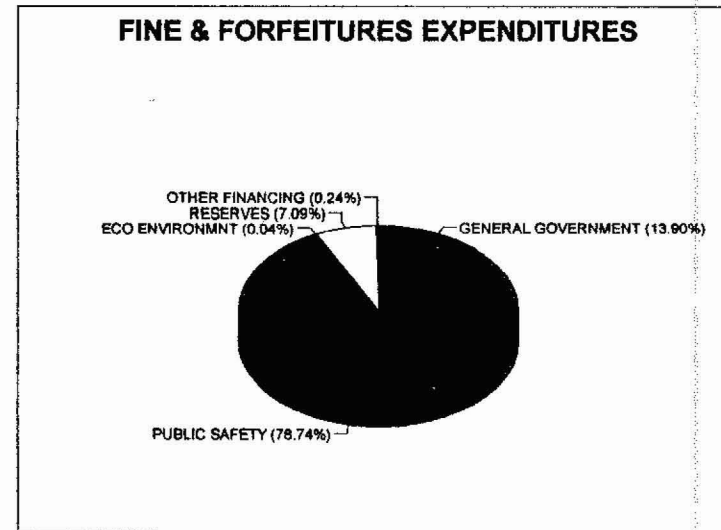
FINE AND FORFEITURES REVENUES BY SOURCE

TAXES	\$35,972,295
LICENSES & PERMITS	0
INTERGOVERNMENTAL REVENUES	1,505,488
CHARGES FOR SERVICES	921,128
FINES AND FORFEITS	1,360,500
MISCELLANEOUS REVENUES	826,530
OTHER FINANCING SOURCES	0
INTERFUND TRANSFERS-IN	1,088,618
PROCEEDS FROM LOANS/BONDS	0
INTERNAL SERVICES	0
LESS 5%	(2,014,510)
EST. BEGINNING BALANCES	7,814,641
TOTAL	47,474,690



FINE AND FORFEITURES EXPENDITURES BY SOURCE

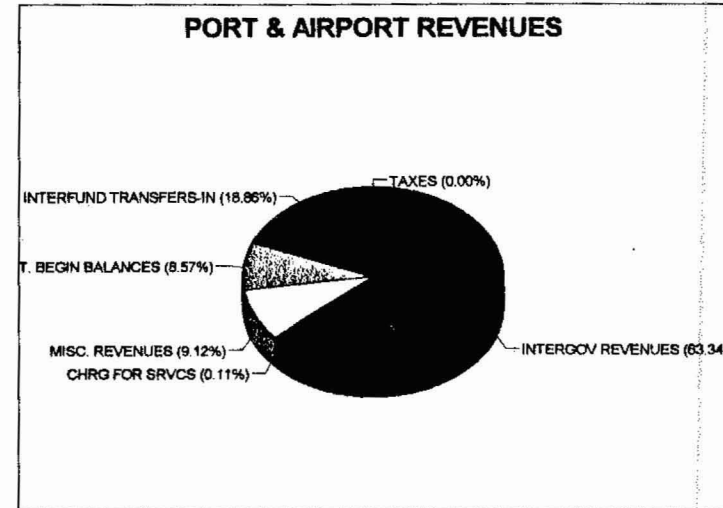
GENERAL GOVERNMENT	\$6,597,804
PUBLIC SAFETY	37,381,733
PHYSICAL ENVIRONMENT	0
TRANSPORTATION	0
ECONOMIC ENVIRONMENT	17,229
HUMAN SERVICES	0
CULTURE & RECREATION	0
DEBT SERVICE-PRINCIPAL	0
DEBT SERVICE-INTEREST & FEES	0
	43,996,766
OTHER FINANCING USES	
INTERFUND TRANSFERS	113,297
	44,110,063
RESERVES	3,364,627
TOTAL	47,474,690



PORT & AIRPORT- REVENUES BY SOURCE - EXPENDITURES BY FUNCTION

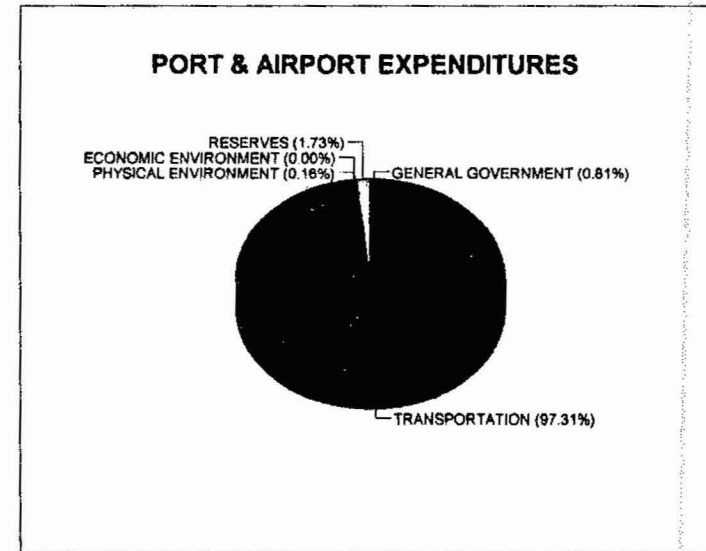
PORT & AIRPORT REVENUES BY SOURCE

TAXES	0
LICENSES & PERMITS	0
INTERGOVERNMENTAL REVENUES	3,927,627
CHARGES FOR SERVICES	7,000
FINES AND FORFEITS	0
MISCELLANEOUS REVENUES	565,263
OTHER FINANCING SOURCES	0
INTERFUND TRANSFERS-IN	1,169,229
PROCEEDS FROM LOANS/BONDS	0
INTERNAL SERVICES	0
LESS 5%	(27,613)
EST. BEGINNING BALANCES	531,622
TOTAL	6,173,128



PORT & AIRPORT EXPENDITURES BY SOURCE

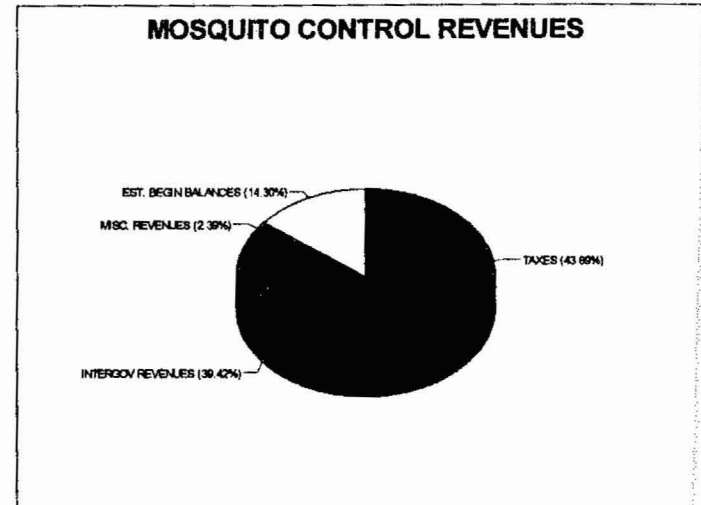
GENERAL GOVERNMENT	50,000
PUBLIC SAFETY	0
PHYSICAL ENVIRONMENT	9,700
TRANSPORTATION	6,006,903
ECONOMIC ENVIRONMENT	0
HUMAN SERVICES	0
CULTURE & RECREATION	0
DEBT SERVICE-PRINCIPAL	0
DEBT SERVICE-INTEREST & FEES	0
	6,066,603
OTHER FINANCING USES	0
INTERFUND TRANSFERS	0
	6,066,603
RESERVES	106,525
TOTAL	6,173,128



MOSQUITO CONTROL - REVENUES BY SOURCE - EXPENDITURES BY FUNCTION

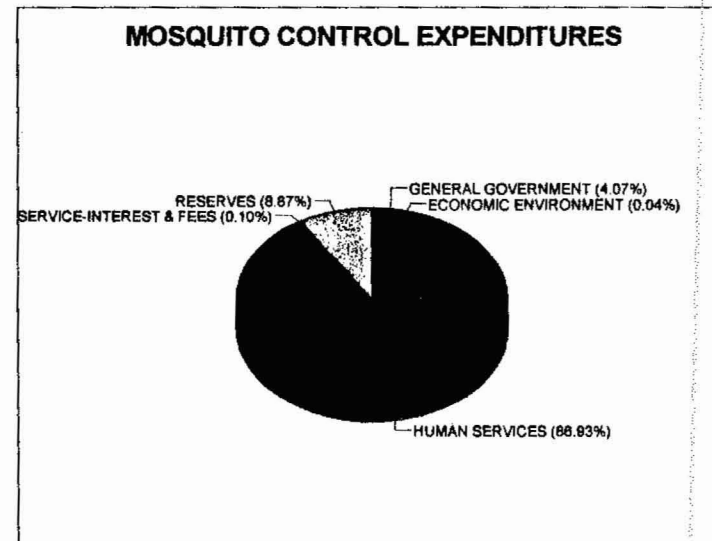
MOSQUITO CONTROL REVENUES BY SOURCE

TAXES	\$1,653,256
LICENSES & PERMITS	0
INTERGOVERNMENTAL REVENUES	1,484,950
CHARGES FOR SERVICES	0
FINES AND FORFEITS	0
MISCELLANEOUS REVENUES	90,000
OTHER FINANCING SOURCES	0
INTERFUND TRANSFERS-IN	50,000
PROCEEDS FROM LOANS/BONDS	0
INTERNAL SERVICES	0
LESS 5%	(87,163)
EST. BEGINNING BALANCES	538,773
TOTAL	3,729,816



MOSQUITO CONTROL EXPENDITURES BY SOURCE

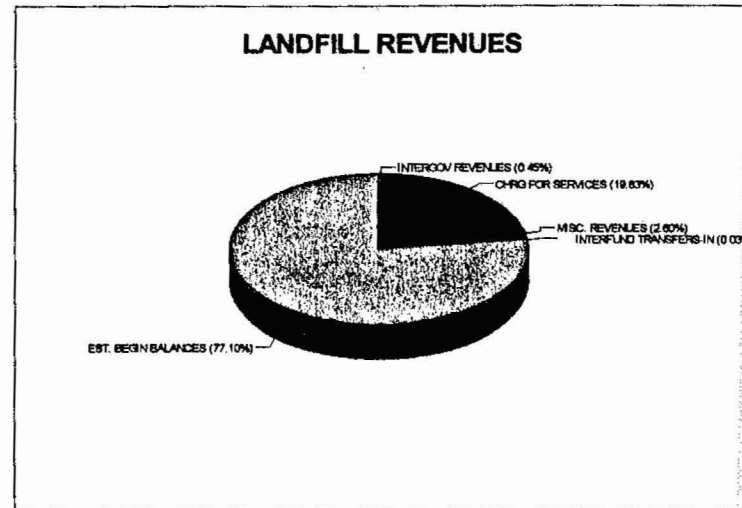
GENERAL GOVERNMENT	\$151,776
PUBLIC SAFETY	0
PHYSICAL ENVIRONMENT	0
TRANSPORTATION	0
ECONOMIC ENVIRONMENT	1,400
HUMAN SERVICES	3,242,146
CULTURE & RECREATION	0
DEBT SERVICE-PRINCIPAL	0
DEBT SERVICE-INTEREST & FEES	3,725
OTHER FINANCING USES	3,399,047
INTERFUND TRANSFERS	0
RESERVES	330,769
TOTAL	3,729,816



LANDFILL FUND- REVENUES BY SOURCE - EXPENDITURES BY FUNCTION

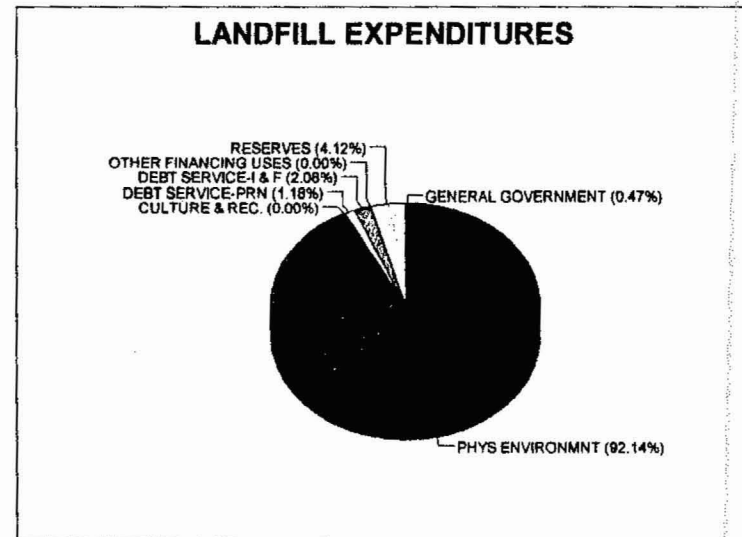
LANDFILL FUND REVENUES BY SOURCE

TAXES	\$0
LICENSES & PERMITS	0
INTERGOVERNMENTAL REVENUES	120,400
CHARGES FOR SERVICES	5,347,500
FINES AND FORFEITS	0
MISCELLANEOUS REVENUES	700,000
OTHER FINANCING SOURCES	0
INTERFUND TRANSFERS-IN	7,000
PROCEEDS FROM LOANS/BONDS	0
INTERNAL SERVICES	0
LESS 5%	(285,000)
EST. BEGINNING BALANCES	20,792,246
TOTAL	26,682,146



LANDFILL FUND EXPENDITURES BY SOURCE


GENERAL GOVERNMENT	\$125,000
PUBLIC SAFETY	0
PHYSICAL ENVIRONMENT	24,585,826
TRANSPORTATION	0
ECONOMIC ENVIRONMENT	0
HUMAN SERVICES	0
CULTURE & RECREATION	0
DEBT SERVICE-PRINCIPAL	315,000
DEBT SERVICE-INTEREST & FEES	556,320
	25,582,146
OTHER FINANCING USES	0
INTERFUND TRANSFERS	0
	25,582,146
RESERVES	1,100,000
TOTAL	26,682,146



GOLF COURSE FUND - REVENUES BY SOURCE - EXPENDITURES BY FUNCTION

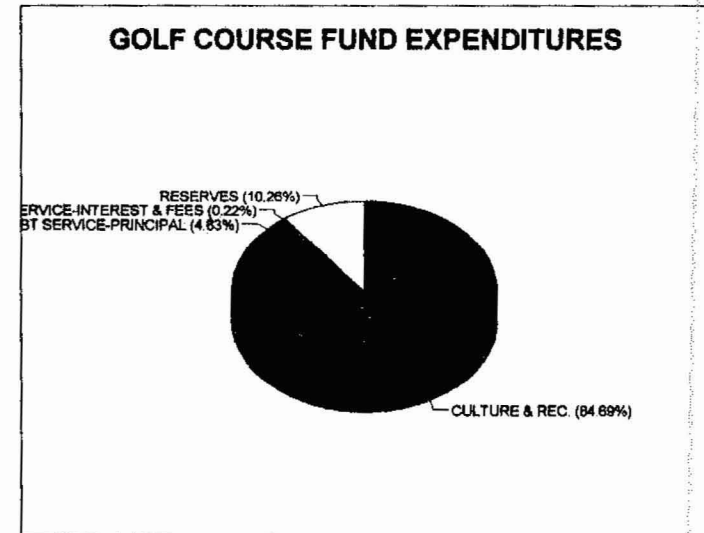
GOLF COURSE FUND REVENUES BY SOURCE

TAXES	\$0
LICENSES & PERMITS	0
INTERGOVERNMENTAL REVENUES	0
CHARGES FOR SERVICES	1,411,100
FINES AND FORFEITS	0
MISCELLANEOUS REVENUES	329,000
OTHER FINANCING SOURCES	0
INTERFUND TRANSFERS-IN	0
PROCEEDS FROM LOANS/BONDS	0
INTERNAL SERVICES	0
LESS 5%	(87,005)
EST. BEGINNING BALANCES	350,000
TOTAL	2,003,095



GOLF COURSE FUND EXPENDITURES BY SOURCE


GENERAL GOVERNMENT	0
PUBLIC SAFETY	0
PHYSICAL ENVIRONMENT	0
TRANSPORTATION	0
ECONOMIC ENVIRONMENT	0
HUMAN SERVICES	0
CULTURE & RECREATION	1,696,329
DEBT SERVICE-PRINCIPAL	96,811
DEBT SERVICE-INTEREST & FEES	4,494
OTHER FINANCING USES	1,797,634
INTERFUND TRANSFERS	0
RESERVES	205,461
TOTAL	2,003,095



HEW UTILITIES - REVENUES BY SOURCE - EXPENDITURES BY FUNCTION

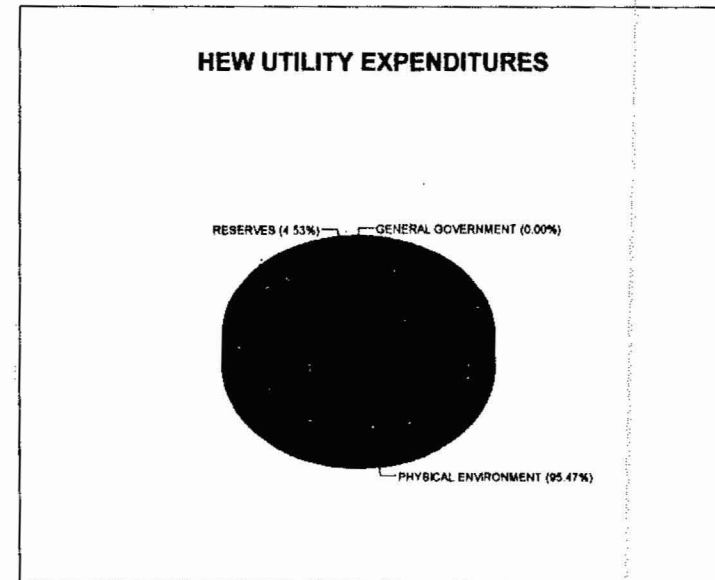
HEW UTILITIES REVENUES BY SOURCE

TAXES	0
LICENSES & PERMITS	0
INTERGOVERNMENTAL REVENUES	0
CHARGES FOR SERVICES	64,464
FINES AND FORFEITS	0
MISCELLANEOUS REVENUES	0
OTHER FINANCING SOURCES	0
<hr/>	
INTERFUND TRANSFERS-IN	0
PROCEEDS FROM LOANS/BONDS	0
INTERNAL SERVICES	0
<hr/>	
LESS 5%	(3,223)
<hr/>	
EST. BEGINNING BALANCES	0
<hr/>	
TOTAL	61,241



HEW UTILITIES EXPENDITURES BY SOURCE


GENERAL GOVERNMENT	0
PUBLIC SAFETY	0
PHYSICAL ENVIRONMENT	58,465
TRANSPORTATION	0
ECONOMIC ENVIRONMENT	0
HUMAN SERVICES	0
CULTURE & RECREATION	0
DEBT SERVICE-PRINCIPAL	0
DEBT SERVICE-INTEREST & FEES	0
<hr/>	
OTHER FINANCING USES	58,465
<hr/>	
INTERFUND TRANSFERS	0
<hr/>	
RESERVES	2,776
<hr/>	
TOTAL	61,241



NORTH HUTCHINSON UTILITIES - REVENUES BY SOURCE - EXPENDITURES BY FUNCTION

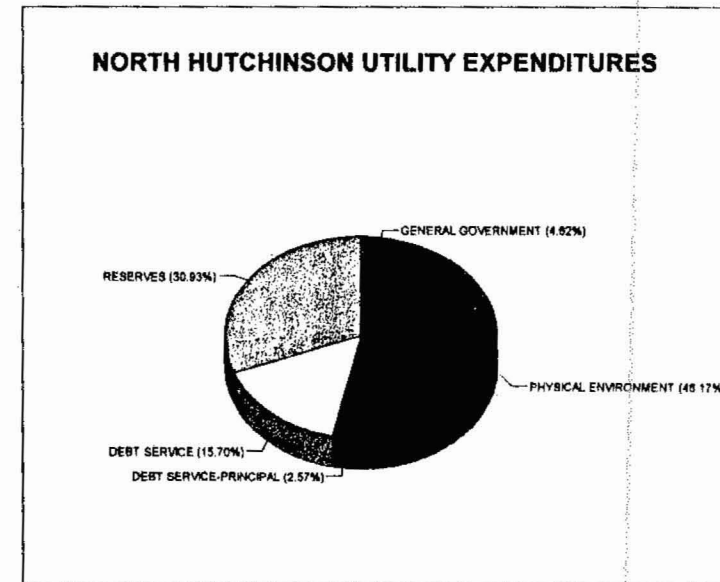
NORTH HUTCHINSON UTILITIES REVENUES BY SOURCE

INTERGOVERNMENTAL REVENUES	0
LICENSES & PERMITS	0
INTERGOVERNMENTAL REVENUES	0
CHARGES FOR SERVICES	1,488,000
FINES AND FORFEITS	0
MISCELLANEOUS REVENUES	60,650
OTHER FINANCING SOURCES	0
INTERFUND TRANSFERS-IN	0
PROCEEDS FROM LOANS/BONDS	0
INTERNAL SERVICES	0
LESS 5%	(57,389)
EST. BEGINNING BALANCES	904,531
TOTAL	2,395,792



NORTH HUTCHINSON UTILITIES EXPENDITURES BY SOURCE


GENERAL GOVERNMENT	110,676
PUBLIC SAFETY	0
PHYSICAL ENVIRONMENT	1,106,248
TRANSPORTATION	0
ECONOMIC ENVIRONMENT	0
HUMAN SERVICES	0
CULTURE & RECREATION	0
DEBT SERVICE-PRINCIPAL	61,645
DEBT SERVICE-INTEREST & FEES	376,129
	1,654,698
OTHER FINANCING USES	0
INTERFUND TRANSFERS	0
	1,654,698
RESERVES	741,094
TOTAL	2,395,792



SOUTH HUTCHINSON UTILITIES - REVENUES BY SOURCE - EXPENDITURES BY FUNCTION


SOUTH HUTCHINSON UTILITIES REVENUES BY SOURCE

INTERGOVERNMENTAL REVENUES	0
LICENSES & PERMITS	0
INTERGOVERNMENTAL REVENUES	0
CHARGES FOR SERVICES	1,177,343
FINES AND FORFEITS	0
MISCELLANEOUS REVENUES	30,000
OTHER FINANCING SOURCES	0
<hr/>	
INTERFUND TRANSFERS-IN	0
PROCEEDS FROM LOANS/BONDS	0
INTERNAL SERVICES	0
<hr/>	
LESS 5%	(58,867)
EST. BEGINNING BALANCES	133,350
<hr/>	
TOTAL	1,281,826



SOUTH HUTCHINSON UTILITIES EXPENDITURES BY SOURCE

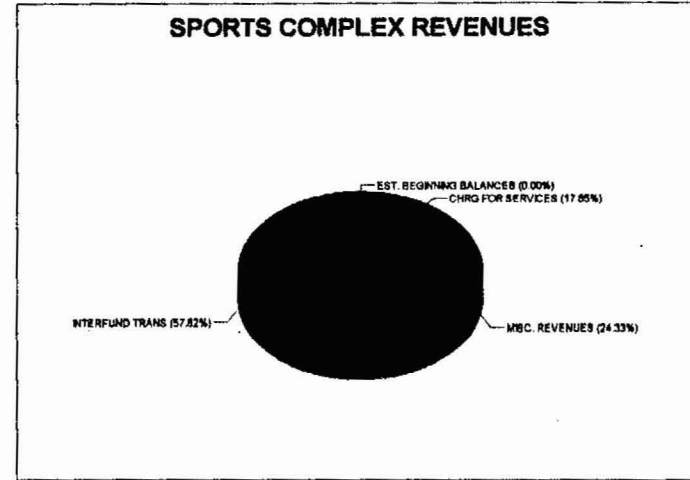
GENERAL GOVERNMENT	142,017
PUBLIC SAFETY	0
PHYSICAL ENVIRONMENT	1,132,797
TRANSPORTATION	0
ECONOMIC ENVIRONMENT	0
HUMAN SERVICES	0
CULTURE & RECREATION	0
DEBT SERVICE-PRINCIPAL	0
DEBT SERVICE-INTEREST & FEES	0
<hr/>	
OTHER FINANCING USES	1,274,814
INTERFUND TRANSFERS	0
<hr/>	
	1,274,814
<hr/>	
RESERVES	7,012
<hr/>	
TOTAL	1,281,826



SPORTS COMPLEX - REVENUES BY SOURCE - EXPENDITURES BY FUNCTION

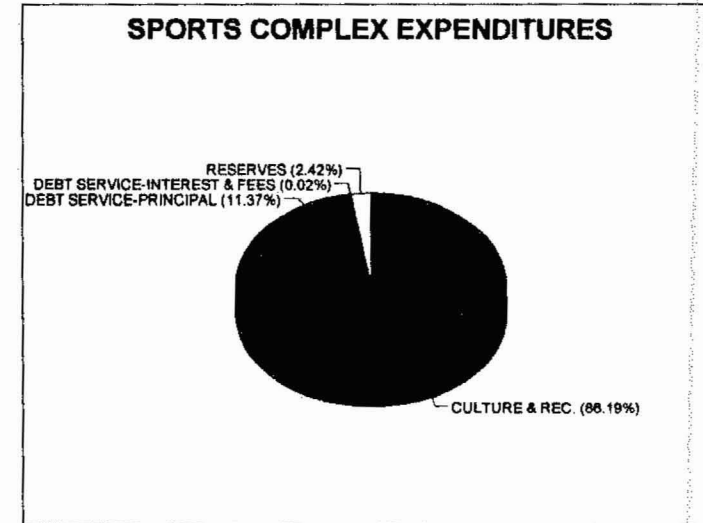
SPORTS COMPLEX REVENUES BY SOURCE

TAXES	\$0
LICENSES & PERMITS	0
INTERGOVERNMENTAL REVENUES	0
CHARGES FOR SERVICES	206,000
FINES AND FORFEITS	0
MISCELLANEOUS REVENUES	280,670
OTHER FINANCING SOURCES	0
INTERFUND TRANSFERS-IN	667,150
PROCEEDS FROM LOANS/BONDS	0
INTERNAL SERVICES	0
LESS 5%	0
EST. BEGINNING BALANCES	0
TOTAL	1,153,820



SPORTS COMPLEX EXPENDITURES BY SOURCE


GENERAL GOVERNMENT	\$0
PUBLIC SAFETY	0
PHYSICAL ENVIRONMENT	0
TRANSPORTATION	0
ECONOMIC ENVIRONMENT	0
HUMAN SERVICES	0
CULTURE & RECREATION	994,442
DEBT SERVICE-PRINCIPAL	131,174
DEBT SERVICE-INTEREST & FEES	276
	1,125,892
OTHER FINANCING USES	
INTERFUND TRANSFERS	0
	1,125,892
RESERVES	27,928
TOTAL	1,153,820



BUILDING CODE- REVENUES BY SOURCE - EXPENDITURES BY FUNCTION


BUILDING CODE REVENUES BY SOURCE

TAXES	\$0
LICENSES & PERMITS	800,000
INTERGOVERNMENTAL REVENUES	0
CHARGES FOR SERVICES	0
FINES AND FORFEITS	0
MISCELLANEOUS REVENUES	15,000
OTHER FINANCING SOURCES	0
INTERFUND TRANSFERS-IN	0
PROCEEDS FROM LOANS/BONDS	0
INTERNAL SERVICES	0
LESS 5%	(40,750)
EST. BEGINNING BALANCES	231,505
TOTAL	1,005,755



BUILDING CODE EXPENDITURES BY SOURCE

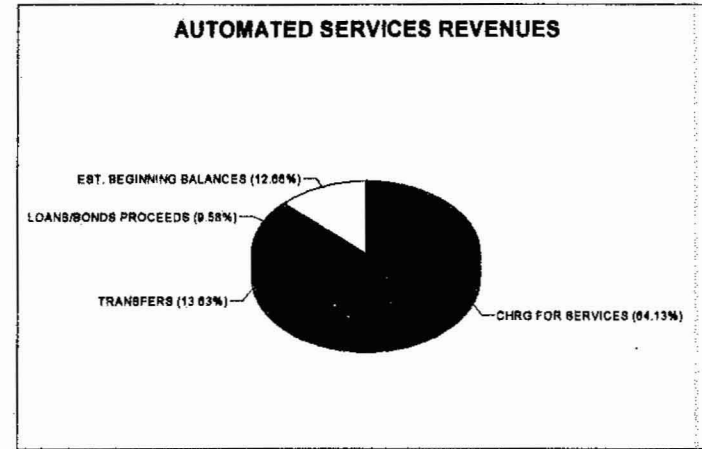
GENERAL GOVERNMENT	\$795,118
PUBLIC SAFETY	0
PHYSICAL ENVIRONMENT	0
TRANSPORTATION	0
ECONOMIC ENVIRONMENT	0
HUMAN SERVICES	0
CULTURE & RECREATION	0
DEBT SERVICE-PRINCIPAL	0
DEBT SERVICE-INTEREST & FEES	0
	795,118
OTHER FINANCING USES	
INTERFUND TRANSFERS	0
	795,118
RESERVES	210,637
TOTAL	1,005,755



AUTOMATED SERVICES - REVENUES BY SOURCE - EXPENDITURES BY FUNCTION


AUTOMATED SERVICES REVENUES BY SOURCE

TAXES	\$0
LICENSES & PERMITS	0
INTERGOVERNMENTAL REVENUES	0
CHARGES FOR SERVICES	3,246,429
FINES AND FORFEITS	0
MISCELLANEOUS REVENUES	0
OTHER FINANCING SOURCES	0
INTERFUND TRANSFERS-IN	690,208
PROCEEDS FROM LOANS/BONDS	485,000
INTERNAL SERVICES	0
LESS 5%	0
EST. BEGINNING BALANCES	640,893
TOTAL	5,062,530



AUTOMATED SERVICES EXPENDITURES BY SOURCE

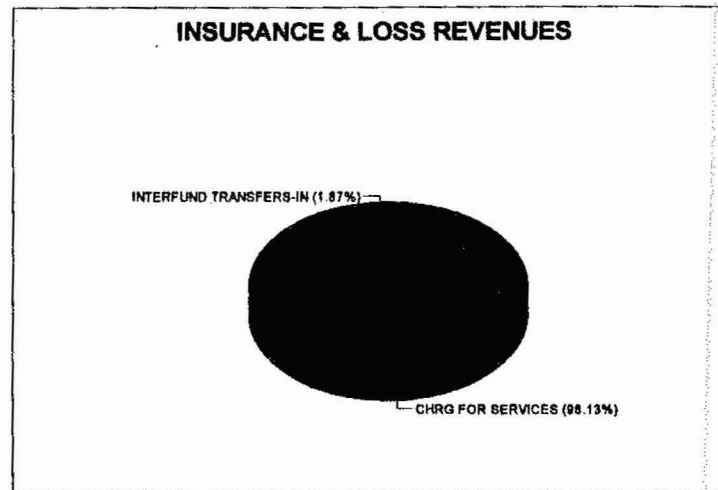
GENERAL GOVERNMENT	\$5,062,530
PUBLIC SAFETY	0
PHYSICAL ENVIRONMENT	0
TRANSPORTATION	0
ECONOMIC ENVIRONMENT	0
HUMAN SERVICES	0
CULTURE & RECREATION	0
DEBT SERVICE-PRINCIPAL	0
DEBT SERVICE-INTEREST & FEES	0
	5,062,530
OTHER FINANCING USES	0
INTERFUND TRANSFERS	0
	5,062,530
RESERVES	0
TOTAL	5,062,530



INSURANCE & LOSS - REVENUES BY SOURCE - EXPENDITURES BY FUNCTION


INSURANCE & LOSS REVENUES BY SOURCE

TAXES	\$0
LICENSES & PERMITS	0
INTERGOVERNMENTAL REVENUES	0
CHARGES FOR SERVICES	8,381,236
FINES AND FORFEITS	0
MISCELLANEOUS REVENUES	0
OTHER FINANCING SOURCES	0
INTERFUND TRANSFERS-IN	160,000
PROCEEDS FROM LOANS/BONDS	0
INTERNAL SERVICES	0
LESS 5%	0
EST. BEGINNING BALANCES	0
TOTAL	8,541,236



INSURANCE & LOSS EXPENDITURES BY SOURCE


GENERAL GOVERNMENT	\$8,541,236
PUBLIC SAFETY	0
PHYSICAL ENVIRONMENT	0
TRANSPORTATION	0
ECONOMIC ENVIRONMENT	0
HUMAN SERVICES	0
CULTURE & RECREATION	0
DEBT SERVICE-PRINCIPAL	0
DEBT SERVICE-INTEREST & FEES	0
	8,541,236
OTHER FINANCING USES	
INTERFUND TRANSFERS	0
	8,541,236
RESERVES	0
TOTAL	8,541,236



CENTRAL GARAGE - REVENUES BY SOURCE - EXPENDITURES BY FUNCTION

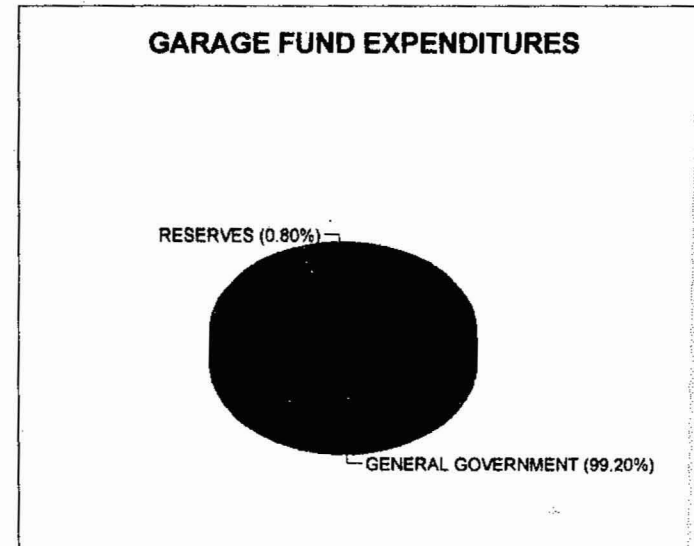
CENTRAL GARAGE REVENUES BY SOURCE

TAXES	\$0
LICENSES & PERMITS	0
INTERGOVERNMENTAL REVENUES	0
CHARGES FOR SERVICES	1,576,157
FINES AND FORFEITS	0
MISCELLANEOUS REVENUES	0
OTHER FINANCING SOURCES	0
INTERFUND TRANSFERS-IN	0
PROCEEDS FROM LOANS/BONDS	0
INTERNAL SERVICES	0
LESS 5%	0
EST. BEGINNING BALANCES	0
TOTAL	1,576,157



CENTRAL GARAGE EXPENDITURES BY SOURCE

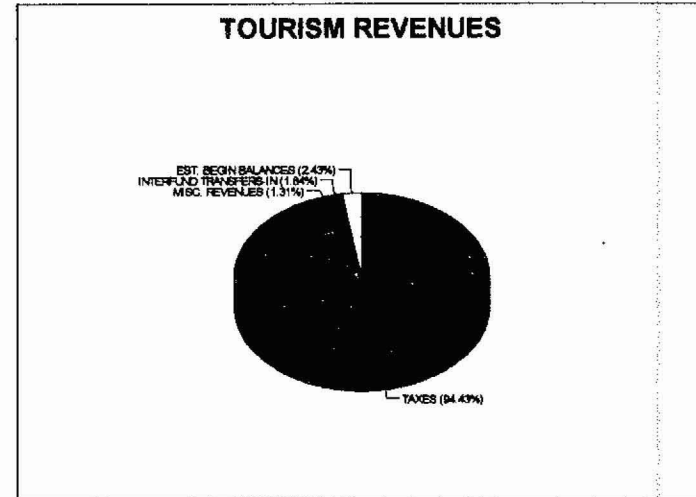
GENERAL GOVERNMENT	1,563,479
PUBLIC SAFETY	0
PHYSICAL ENVIRONMENT	0
TRANSPORTATION	0
ECONOMIC ENVIRONMENT	0
HUMAN SERVICES	0
CULTURE & RECREATION	0
DEBT SERVICE-PRINCIPAL	0
DEBT SERVICE-INTEREST & FEES	0
	1,563,479
OTHER FINANCING USES	0
INTERFUND TRANSFERS	0
	1,563,479
RESERVES	12,678
TOTAL	1,576,157



TOURIST DEVELOPMENT - REVENUES BY SOURCE - EXPENDITURES BY FUNCTION

TOURIST DEVELOPMENT REVENUES BY SOURCE

TAXES	\$360,000
LICENSES & PERMITS	0
INTERGOVERNMENTAL REVENUES	0
CHARGES FOR SERVICES	0
FINES AND FORFEITS	0
MISCELLANEOUS REVENUES	5,000
OTHER FINANCING SOURCES	0
INTERFUND TRANSFERS-IN	7,000
PROCEEDS FROM LOANS/BONDS	0
INTERNAL SERVICES	0
LESS 5%	(18,250)
EST. BEGINNING BALANCES	9,250
TOTAL	363,000



TOURIST DEVELOPMENT EXPENDITURES BY SOURCE

GENERAL GOVERNMENT	\$10,000
PUBLIC SAFETY	0
PHYSICAL ENVIRONMENT	0
TRANSPORTATION	0
ECONOMIC ENVIRONMENT	326,250
HUMAN SERVICES	0
CULTURE & RECREATION	0
DEBT SERVICE-PRINCIPAL	0
DEBT SERVICE-INTEREST & FEES	0
OTHER FINANCING USES	336,250
INTERFUND TRANSFERS	0
RESERVES	26,750
TOTAL	363,000

