

**ST. LUCIE COUNTY  
FISCAL YEAR 2000-2001 BUDGET  
BUDGET BY FUND**

**TABLE OF CONTENTS**

	<b>PAGE #</b>
Fund Descriptions .....	B- 1
Fund Budgets .....	B- 6
 <b>Major Operating Fund Charts</b>	
Revenue .....	B-10
Expenditures .....	B-11
General Fund .....	B-12
Transportation Trust Fund .....	B-13
Unincorporated Services Fund .....	B-14
Law Enforcement & Courts (F&F) .....	B-15
Port & Airport Fund .....	B-16
Mosquito Control Fund .....	B-17
Sanitary Landfill Fund .....	B-18
Golf Course Fund .....	B-19
HEW Hutchinson Utilities .....	B-20
North Hutchinson Utilities .....	B-21
South Hutchinson Utilities .....	B-22
Sports Complex Fund .....	B-23
Holiday Pines Utilities .....	D-24
Building Code Fund .....	B-25
Information Technology Fund .....	B-26
Insurance & Loss Fund .....	B-27
Service Garage Fund .....	B-28
Tourist Development .....	B-29

**ST. LUCIE COUNTY  
FUND DESCRIPTIONS**

FUND	FLA. STATUTE	SOURCES AND USES
<b><u>GENERAL FUND</u></b>		
001 GENERAL FUND	129.02 (1) F.S.	REV: Ad Valorem Taxes, Sales Tax, Licenses, Racing Tax, User fees, "General" revenue EXP: Leisure Services, Central Services, Health Services, Administrative, Property Appraiser Tax Collector, Clerk to Board, Supervisor of Elections, General, Commission
<b><u>SPECIAL REVENUE FUNDS</u></b>		
101 TRANSPORTATION TRUST	129.02 (2) F.S.	REV: Gas Taxes, Franchise Fees, Impact Fees, Mobile Home Tags, Permits EXP: Capital Transportation Projects, Road & Bridge, Engineering, Public Works Administration
102 UNINCORPORATED SERVICES	129.02 (6) F.S.	REV: Ad Valorem Taxes, Fees, Fines EXP: Planning, Eco. Dev., Building & Zoning, Code Compliance, Comm Dev. Admin, Animal Control, Stormwater Drainage, Urban Forester
103 LAW ENFORCEMENT MSTU	129.02 (4) F.S.	REV: Ad Valorem EXP: Transfer to fund 107 for Unincorporated Area Road Patrol
104 GRANTS & DONATIONS	129.02 (4) F.S.	REV: Grants EXP: Grant Projects
105 STATE LIBRARY GRANT	129.02 (4) F.S.	REV: State Library Grant, Donations EXP: Library
106 ADDITIONAL COURT COSTS	129.02 (4) F.S.	REV: Court Charges EXP: Reimburse Fund 107 for Additional Court Costs
107 FINE & FORFEITURE FUND	129.02 (3) F.S.	REV: Ad Valorem Taxes, Fines, Junior College and School Resource Officer Charges, E911 Fee EXP: Sheriff, Judicial, Central Communications, Central Services (Jail & Judicial Maintenance)
108 ART SPECIAL GRANT FUND	129.02 (4) F.S.	REV: Grants Art Programs
109 DRUG ABUSE TRUST FUND	129.02 (4) F.S.	REV: Fees EXP: Drug Abuse Programs

**ST. LUCIE COUNTY  
FUND DESCRIPTIONS**

FUND	FLA. STATUTE	SOURCES AND USES
111-139 SPECIAL DISTRICTS, MSBU's, MSTU's	129.02 (6) F.S.	REV: Ad Valorem Taxes, Special Assessments EXP: Street Lights, Road/Drainage Improvements to special districts
140 PORT & AIRPORT FUNDS	129.02 (6) F.S.	REV: FFA Grants, FDOT Grants, Ad Valorem Taxes, Airport Operating Revenue EXP: Airport Expansion, Port Improvement, Airport & Port operations
142 PORT MSBU	129.02 (4) F.S.	REV: Special Assessments EXP: Port Development
145-146 MOSQUITO CONTROL DISTRICT	129.02 (6) F.S.	REV: Ad Valorem Taxes, State Allocation, Grants EXP: Mosquito Control
160 RAD PLAN MAINTENANCE	129.02 (4) F.S.	REV: FPL/State Grant EXP: Radiological Planning and Exercises
170 COURT FACILITIES FUND	129.02 (4) F.S.	REV: Court Fees EXP: Judicial Maintenance & Capital
171 COURT FACILITIES FUND - COURT	129.02 (4) F.S.	REV: Court Filing Charges and Court Loses EXP: Construction operation and maintenance of court facilities
181 HOUSING AUTHORITY	129.02 (4) F.S.	REV: Residual Funds from Loan program EXP: St. Lucie County Housing Authority
182 ENVIRONMENTAL LAND ACQUISITION	129.02 (4) F.S.	REV: Ad Valorem Taxes EXP: Environmental Land Acquisition
183 COURT ADMINISTRATOR	129.02 (4) F.S.	REV: Transfer from Fine & Forfeiture(107), Grants, Circuit Counties Share EXP: Court Administrator, Mediation
184 EROSION OPERATING FUND	129.02 (6) F.S.	REV: Ad Valorem Taxes EXP: Erosion Control Operations, Maintenance, Contruction
185 HOUSING ASSISTANCE (SHIP)	129.02 (4) F.S.	REV: Grants EXP: Housing Assistance Program

**ST. LUCIE COUNTY  
FUND DESCRIPTIONS**

<b>FUND</b>	<b>FLA. STATUTE</b>	<b>SOURCES AND USES</b>
186 RECYCLING OPERATING FUND	129.02 (4) F.S.	REV: Garbage Franchise, Grants EXP: County Recycling Program
<b><u>DEBT SERVICE FUNDS</u></b>		
201-282 INTEREST & SINKING FUNDS	129.02 (5) F.S.	REV: Ad Valorem Taxes, State Revenue Sharing, Special Assessments EXP: Debt Service on Bonds
<b><u>CAPITAL PROJECT FUNDS</u></b>		
301 S. COUNTY REGIONAL STADIUM	129.02 (4) F.S.	REV: Bond Proceeds, Donations South County Annex
302 EROSION CAPITAL FUND	129.02 (4) F.S.	REV: Cash Balance from Bond Proceeds, Grants EXP: Erosion Control Capital Projects
304 COMMUNICATIONS SYSTEM FUND	129.02 (4) F.S.	REV: Additional Traffic Fine EXP: New Communications system
305 BEACH BOND	129.02 (4) F.S.	REV: Cash Balance from Bond Proceeds EXP: Beach Acquisition & Capital Improvements
310 IMPACT FEES FUND	129.02 (4) F.S.	REV: Impact Fees EXP: Parks, Libraries, Public Building and Correctional Building
315 COUNTY BUILDING FUND	129.02 (4) F.S.	REV: Cash Balance from Bond Proceeds EXP: Sheriff's Administration Bldg, ADA Improvements, Capital projects as approved by BOCC
316 COUNTY/TRANSPORTATION CAPITAL	129.02 (4) F.S.	REV: Franchise Fees, Gas taxes EXP: Capital Transportation Projects, Parks Capital Projects, Capital projects as approved by BOCC
330-339 CAPITAL MSBU FUNDS	129.02 (4) F.S.	REV: Bond Proceeds, Special Assessments EXP: MSBU Capital costs
342 PORT DEVELOPMENT FUND	129.02 (4) F.S.	REV: Cash Balance from Bond Proceeds EXP: Port Development
352 SHI WASTE WATER TREATMENT	129.02 (4) F.S.	REV: Cash Balance from Bond Proceeds EXP: Construction of waste and water treatment plant
362 SPORT COMPLEX IMPROVEMENT	129.02 (4) F.S.	REV: Cash Balance from Bond Proceeds EXP: Sports Complex improvements

**ST. LUCIE COUNTY  
FUND DESCRIPTIONS**

FUND	FLA. STATUTE	SOURCES AND USES
382 ENVIRONMENTAL LAND	129.02 (4) F.S.	REV: Bond Proceeds EXP: Environmental Land Acquisition
390-395 CAPITAL MSBU FUNDS	129.02 (4) F.S.	REV: Bond Proceeds, Special Assessments EXP: MSBU Capital costs
<b><u>ENTERPRISE FUNDS</u></b>		
401-402 S.L.C. LANDFILL	129.02 (4) F.S.	REV: Landfill fees, Garbage Franchise, Grants EXP: Landfill operations, capital, reserves, debt service
418 GOLF COURSE	129.02 (4) F.S.	REV: Golf Course User Fees, Sales EXP: Golf Course Operations
421-452 UTILITY FUNDS	129.02 (4) F.S.	REV: Utility User Fees, Bond Proceeds EXP: Utility operations, capital
471-479 UTILITY FUNDS	129.02 (4) F.S.	REV: Utility User Fees, Bond Proceeds EXP: Utility operations, capital
461 SPORTS COMPLEX	129.02 (4) F.S.	REV: Sports Complex operating revenues, 2-cent Tourism Tax (transfer from Fund 610) EXP: Sports Complex operations, maintenance, and payment to SLW
491 BUILDING CODE FUND	129.02 (4) F.S.	REV: Permit Fees EXP: Code Compliance(Building Inspections)
<b><u>INTERNAL SERVICE FUNDS</u></b>		
501 AUTOMATED SERVICES	129.02 (4) F.S.	REV: Charges to constitutional officers, departments, and outside agencies EXP: Automated Services Department operations and equipment
505 INSURANCE & LOSS FUND	129.02 (4) F.S.	REV: Charges to departments, and constitutional officers EXP: Health and Life Programs, Property, Workers Compensation, and Liability coverage
510 SERVICE GARAGE	129.02 (4) F.S.	REV: Charges to departments, and constitutional officers for vehicle maintenance EXP: Service Garage Division (Central Services)

**ST. LUCIE COUNTY  
FUND DESCRIPTIONS**

FUND	FLA. STATUTE	SOURCES AND USES
<b><u>TRUST AND AGENCY FUNDS</u></b>		
610 TWO-CENT TOURISM TRUST FUND	129.02 (4) F.S.	REV: Two-cent Tourism Tax EXP: Transfer to 461 for Sports Complex Operations & Debt
611 ONE-CENT TOURISM TRUST FUND	129.02 (4) F.S.	REV: One-cent Tourism Tax EXP: Tourism Division Salaries & Promotions.
615 IMPACT FEES	129.02 (4) F.S.	REV: Impact Fees EXP: Transfer to 101 for Road projects, Disbursement of other agency fees
620 LAW ENFORCEMENT TRUST FUND	129.02 (4) F.S.	REV: Confiscated Property EXP: Sheriff
625 LAW LIBRARY	129.02 (4) F.S.	REV: Law Library Fees EXP: Law Library Operations and books
660 J & J UTILITIES	129.02 (4) F.S.	REV: Utility User Fees EXP: Utility operations
670-690 CAPITAL MSBU FUNDS	129.02 (4) F.S.	REV: Bond Proceeds, Special Assessments EXP: MSBU Capital costs
<b>TOTAL FUNDS OF ST. LUCIE COUNTY :</b>	<b>230</b>	

FUND SOURCES & USES are listed in major revenue/expenditure order for each fund.

**ST. LUCIE COUNTY BOARD OF COUNTY COMMISSIONERS  
BUDGET BY FUND  
FISCAL YEAR 2000-01**

FUND NAME	FUND #	1997-98 BUDGET	1997-98 ACTUAL	1998-99 BUDGET	1998-99 ACTUAL	1999-00 BUDGET	1999-00 ACTUAL	2000-01 BUDGET	%
GENERAL FUND	001	36,881,440	26,288,665	44,172,464	29,891,622	50,943,312	34,508,640	47,851,517	-6%
TRANSPORTATION TRUST FUND	101	25,665,746	12,041,108	25,374,262	10,891,320	25,421,083	9,460,337	26,725,844	5%
UNINCORPORATED SERVICES FUND	102	4,303,131	2,636,845	5,255,800	2,672,660	5,951,883	2,893,466	5,823,904	-2%
LAW ENFORCEMENT MSTU	103	273,416	247,637	492,031	403,734	1,328,867	1,174,964	1,241,373	-7%
GRANTS AND DONATIONS FUND	104	350,991	175,160	623,787	543,849	280,578	109,380	300,480	7%
LIBRARY SPECIAL GRANTS FUND	105	402,260	215,940	735,198	536,851	468,174	339,883	394,209	-16%
ADDITIONAL COURT COSTS FUND	106	228,000	208,155	218,500	303,698	206,150	293,589	255,400	24%
FINE AND FORFEITURE FUND	107	42,821,530	37,562,331	46,833,309	39,579,231	47,339,396	42,993,800	45,455,426	-4%
ARTS SPECIAL FUND	108	4,313	0	4,546	0	4,783	0	0	-100%
DRUG ABUSE FUND	109	18,390	0	28,224	0	37,544	28,840	18,504	-51%
RIVER PARK I FUND	111	42,565	32,612	42,513	33,334	41,834	32,984	39,829	-5%
RIVER PARK II FUND	112	8,384	6,492	7,965	6,168	8,828	6,664	8,026	-9%
HARMONY HEIGHTS 3 FUND	113	4,153	2,504	3,921	2,627	3,586	2,578	3,105	-13%
HARMONY HEIGHTS 4 FUND	114	7,449	5,456	8,063	6,341	9,722	5,768	6,868	-29%
SHERATON PLAZA FUND	115	8,256	5,846	7,978	5,718	8,012	5,111	6,702	-16%
SUNLAND GARDENS FUND	116	8,641	6,083	9,694	6,445	9,055	6,372	7,579	-16%
SUNRISE PARK FUND	117	2,423	1,521	2,440	1,604	2,192	1,696	1,889	-14%
PARADISE PARK	118	12,893	9,417	13,117	9,200	12,563	9,347	10,302	-18%
HOLIDAY PINES FUND	119	11,829	8,786	12,672	9,309	11,629	9,111	10,934	-6%
THE GROVE FUND	120	2,443	1,758	2,497	1,825	2,380	1,815	2,185	-8%
BLAKELY SUBDIVISION FUND	121	1,420	916	1,310	941	1,128	843	1,025	-9%
INDIAN RIVER ESTATES FUND	122	15,051	10,673	15,895	11,061	13,902	10,876	13,121	-6%
QUEENS COVE LIGHTING DISTRICT	123	4,297	3,086	4,644	3,270	4,095	3,198	3,845	-6%
LONGWOOD ESTATES FUND	124	2,127	0	2,234	0	2,348	0	2,438	4%
THE WOODS FUND	125	6,058	0	6,385	0	6,713	0	6,972	4%
SOUTHERN OAK ESTATES LIGHTING	126	2,151	1,351	2,120	1,430	1,839	1,420	1,716	-7%
TWIN OAKS TRAIL ACCESS MSBU	132	8,366	8,339	3,305	3,291	2,829	2,808	2,665	-6%
FFA ROAD MSBU FUND	133	13	0	13	13	0	0	0	n/a
MONTE CARLO LIGHTING MSTU #4	136	21,943	15,782	23,165	16,919	22,461	16,170	21,674	-4%
PALM LAKE GARDENS MSTU FUND	138	1,564	1,262	1,763	1,373	1,709	1,361	1,635	-4%
PALM GROVE FUND	139	9,722	8,246	10,374	8,629	10,862	8,534	10,277	-5%
PORT AND AIRPORT	140	10,131,128	3,894,629	10,794,895	3,540,395	7,821,861	1,319,738	6,927,188	-11%
PORT MSBU DEVELOPMENT FUND	142	164,196	39,654	152,127	29,075	151,734	29,168	156,165	3%

**ST. LUCIE COUNTY BOARD OF COUNTY COMMISSIONERS**  
**BUDGET BY FUND**  
**FISCAL YEAR 2000-01**

FUND NAME	FUND #	1997-98 BUDGET	1997-98 ACTUAL	1998-99 BUDGET	1998-99 ACTUAL	1999-00 BUDGET	1999-00 ACTUAL	2000-01 BUDGET	%
MOSQUITO CONTROL FUNDS	145	4,800,729	2,185,336	3,658,983	1,896,327	6,731,296	5,632,163	2,820,794	-58%
MOSQUITO CONTROL STATE FUNDS	146	39,034	28,928	160,341	131,973	34,000	26,629	34,000	0%
MOSQUITO STATE II FUND	147	0	0	0	0	0	0	0	n/a
RAD	160	233,414	221,629	235,661	211,025	240,862	222,440	220,000	-9%
COURT FACILITIES	170	407,035	196,385	346,198	86,727	365,122	15,182	469,652	29%
COURT FACILITIES FUND	171	0	0	2,040	0	2,448	0	600	-75%
HOUSING AUTHORITY	181	30,272	2,850	34,105	6,361	34,705	4,273	31,864	-8%
ENVIRONMENTAL LANDS	182	206,925	139,188	68,464	9,096	55,757	0	60,631	9%
COURT ADMINISTRATOR	183	852,441	369,490	846,917	475,023	1,273,549	676,885	1,223,256	-4%
EROSION DISTRICT	184	2,752,472	880,191	7,584,297	4,073,318	2,679,391	1,043,185	3,349,013	25%
SHIP	185	673,506	331,100	1,089,434	655,975	1,315,294	1,114,288	1,135,000	-14%
RECYCLING OPERATING FUND	186	440,000	346,246	280,697	207,606	293,041	190,679	207,078	-29%
S. COUNTY REGIONAL STADIUM	201	0	0	0	0	0	2,316	85,557	n/a
EROSION BOND I & S FUND	202	59,317	51,494	76,003	58,795	17,525	14,196	3,347	-81%
COMMUNICATION SYSTEM I & S FUND	204	0	0	0	0	23,578	199,791	1,027,216	4257%
BEACH BOND I & S FUND	205	1,140,267	1,062,329	1,256,186	1,065,247	1,329,289	1,072,457	1,237,453	-7%
5YR BUILDING BOND I & S FUND	215	3,227,392	2,889,854	4,232,678	2,885,703	4,644,568	2,885,745	4,862,255	5%
JAIL BOND I & S FUND	220	76,803	1,170	137,896	11	148,690	5	154,613	4%
LAKWOOD PARK MSBU I & S FUND	230	0	0	0	0	0	0	0	n/a
WAGNER PLACE I & S FUND	231	0	0	0	0	0	0	0	n/a
F.F.A. ROAD I & S FUND	233	0	0	0	0	0	0	0	n/a
BECKER ROAD I&S FUND	235	254,794	119,357	544,778	430,957	435,334	402,185	539,475	24%
PORT I&S FUND	242	193,101	276,520	455,418	301,205	592,320	305,757	564,422	-5%
SPECIAL ASSESSMENT - SHI I&S FUND	252	0	0	0	0	0	0	0	n/a
TOURISM DVE 4TH CENT I & S FUND	262	318,261	226,609	453,703	225,408	643,916	563,310	519,231	-19%
ENVIRONMENTAL LAND I & S FUND	282	2,057,515	577,972	12,666,339	10,206,145	4,433,265	1,626,223	4,847,219	9%
S. COUNTY REGIONAL STADIUM	301	0	0	0	0	411,500	208,537	600,000	46%
EROSION CONTROL FUND	302	0	0	0	0	0	0	0	n/a
COMMUNICATIONS SYSTEM	304	10,729,273	2,500	11,696,422	5,623,028	15,109,389	2,918,679	3,580,000	-76%
BEACH BOND	305	297,554	5,546	307,577	9,960	316,518	45,798	287,899	-9%
IMPACT FEE FUNDS	310	1,030,425	0	2,300,055	77,054	3,240,201	1,238,729	3,435,414	6%
COUNTY BUILDING BOND FUND	315	5,465,220	2,388,768	3,351,990	2,271,136	1,116,138	297,998	897,408	-20%
COUNTY & TRANSPORTATION CAPITAL	316	3,063,480	698,846	6,062,699	1,443,101	7,512,274	2,686,278	8,576,145	14%
LAKWOOD PARK FUND	330	0	0	20,908	(1)	22,162	0	23,062	4%
TWIN OAK TRAIL ACCESS FUND	332	4,987	0	5,256	0	5,543	0	5,778	4%
F.A.A. ROAD FUND	333	10,903	0	11,493	0	0	0	0	n/a
DRIFTWOOD MANOR FUND	334	6,940	6,750	14	0	0	0	0	n/a
BECKER ROAD ASSESSMENT CAPITAL	335	231,132	59,507	197,586	2,627	204,918	10,000	212,420	4%
KING ORANGE MSBU	336	92,915	27,706	152	0	159	0	160	1%



**ST. LUCIE COUNTY BOARD OF COUNTY COMMISSIONERS**  
**BUDGET BY FUND**  
**FISCAL YEAR 2000-01**

FUND NAME	FUND #	1997-98 BUDGET	1997-98 ACTUAL	1998-99 BUDGET	1998-99 ACTUAL	1999-00 BUDGET	1999-00 ACTUAL	2000-01 BUDGET	%
LOST TREE ESTATES CAPITAL FUND	337	79,000	57,558	24,000	42,854	5,220	6,822	3,830	-27%
ANITA STREET CAPITAL FUND	338	85,000	33,382	71,193	52,950	19,513	11,343	8,860	-55%
TIMBERLAKE ESTATES MSBU	339	166,000	130,480	190,367	227,698	2,524	2,506	107	-96%
PORT DEVELOPMENT CAPITAL FUND	342	165,754	0	174,710	0	192,725	0	201,610	5%
SHI WSTEWATER TREATMENT	352	3,507,874	1,414,543	1,509,429	1,074,101	510,829	176,324	356,664	-30%
SPORTS COMPLEX IMPROV FUND	362	950,040	718,760	204,760	200,898	412,739	6,000	204,000	-51%
ENVIRONMENTAL LAND CAPITAL	382	10,019,671	8,160,099	6,808,804	1,877,239	7,192,504	1,279,042	6,605,583	-8%
TREASURE COVE/OCEAN HARBOR S	390	37,000	0	37,683	2,500	37,142	2,038	36,431	-2%
NORTH AIA MSBU CAPITAL	391	18,000	0	0	0	94,227	69,183	58,907	-37%
IDEAL HOLDING ROAD MSBU	392	0	0	279,000	32,935	285,767	362,634	146,825	-49%
WESTGLEN MSBU CAPITAL	393	0	0	0	0	285,685	398,736	295,740	4%
RAINTREE FOREST MSBU CAPITAL	394	0	0	0	0	144,268	133,514	29,284	-80%
RIVER BRANCH MSBU CAPITAL	395	0	0	0	0	11,000	3,550	11,650	6%
LENNARD ROAD 1 ROADWAY CAPITAL	396	0	0	0	0	0	0	0	n/a
LENNARD ROAD 2 WATER CAPITAL	397	0	0	0	0	0	0	0	n/a
SANITARY LANDFILL	401	23,145,983	4,439,999	24,270,763	5,239,208	27,547,031	6,054,890	24,165,482	-12%
LANDFILL CAPITAL	402	490,501	480,087	60	0	0	0	0	n/a
GOLF COURSE	418	1,899,804	1,745,708	2,075,115	1,679,947	2,415,176	1,501,926	1,870,243	-23%
HEW UTILITIES	421	83,316	84,728	86,317	71,115	61,241	47,072	61,241	0%
NO. HUTCHINSON UTILITIES	441	2,388,808	1,694,018	2,339,427	1,706,954	2,507,920	1,612,143	3,103,712	24%
NO. HUTHINSON CAPITAL	442	54,091	0	61,486	64,389	0	0	0	n/a
NO. HUTCHINSON R&R	448	308,958	34,892	365,466	46,031	426,180	6,606	371,900	-13%
NO. HUTCHINSON CAPITAL	449	849,575	81,210	1,007,405	6,497	1,319,892	6,750	1,408,400	7%
SO. HUTCHINSON UTILITIES FUND	451	1,497,132	1,387,525	1,962,105	1,740,867	2,077,057	833,699	2,316,026	12%
SO. HUTCHINSON UTIL CAP IMP FUND	452	0	0	0	0	0	0	0	n/a
SPORTS COMPLEX	461	1,490,626	1,631,388	1,181,927	1,616,581	1,153,820	1,094,899	1,454,220	26%
SPORTS COMPLEX IMPROVEMENT FUND	462	0	0	0	0	0	0	0	n/a
HOLIDAY PINES UTILITIES	471	0	0	5,882,556	162,045	1,251,384	856,636	1,150,850	-8%
HOLIDAY PINES RENEWAL REPLACE	478	0	0	0	0	50,000	0	52,850	6%
HOLIDAY PINES CAPITAL FACILITIES	479	0	0	0	0	52,290	7,314	72,631	39%
BUILDING CODE FUND	491	909,733	671,517	1,105,696	697,520	1,193,904	695,471	1,715,800	44%
AUTOMATED SERVICES	501	3,543,601	3,475,579	4,834,506	3,802,697	4,791,413	3,761,245	4,067,346	-15%
INSURANCE & LOSS	505	7,819,847	5,435,029	9,381,236	6,757,895	9,218,176	7,831,452	7,646,402	-17%
SERVICE GARAGE	510	1,634,555	1,415,829	1,677,811	1,259,510	1,571,157	1,459,720	1,410,701	-10%
TOURIST DEVELOPMENT	610	806,490	770,243	723,376	1,301,216	938,456	871,096	764,750	-19%
TOURIST DEVELOPMENT-ADVERTISING	611	424,360	263,144	512,018	361,464	572,434	388,231	592,445	3%
LAW ENFORCEMENT TRUST FUND	620	752,574	92,086	807,624	233,606	678,757	0	877,007	29%
LAW LIBRARY	625	141,925	158,022	143,260	158,097	150,000	146,891	160,300	7%

**ST. LUCIE COUNTY BOARD OF COUNTY COMMISSIONERS  
BUDGET BY FUND  
FISCAL YEAR 2000-01**


<b>FUND NAME</b>	<b>FUND #</b>	<b>1997-98 BUDGET</b>	<b>1997-98 ACTUAL</b>	<b>1998-99 BUDGET</b>	<b>1998-99 ACTUAL</b>	<b>1999-00 BUDGET</b>	<b>1999-00 ACTUAL</b>	<b>2000-01 BUDGET</b>	<b>%</b>
PORT ST. LUCIE UTILITY RESTR.	645	12,062,556	277,500	12,062,556	11,534,300	0	0	0	n/a
J & J UTILITIES	660	87,606	40,324	0	8,445	0	0	0	n/a
LAKEWOOD PARK MSBU	670	0	0	595,942	0	0	0	0	n/a
WAGNER PLACE	671	0	0	11,500	0	12,250	0	0	-100%
F.F.A. ROAD	672	0	0	21,363	0	20,388	0	19,413	-5%
SOUTH HUTCHINSON	673	0	0	1,064,541	0	733,310	0	692,738	-6%
DRIFWOOD MANOR	674	0	0	17,455	0	15,615	0	15,985	2%
KING ORANGE MSBU	676	0	0	19,375	0	16,125	0	9,750	-40%
LOST TREE ESTATES	677	0	0	23,256	0	0	0	2,754	n/a
ANITA STREET MSBU	678	0	0	32,794	0	0	0	1,921	n/a
TIMBERLAKE ESTATES MSBU	679	0	0	176,928	0	0	0	14,805	n/a
TREASURE COVE/OCEAN HARBOR	690	0	0	40,213	0	0	0	0	n/a
<b>TOTAL BUDGET:</b>		<b>235,542,775</b>	<b>131,230,174</b>	<b>274,735,524</b>	<b>162,835,299</b>	<b>261,333,923</b>	<b>146,309,928</b>	<b>238,302,922</b>	<b>-9%</b>
<b>TOTAL REVENUE:</b>		<b>235,542,775</b>	<b>156,804,060</b>	<b>274,735,524</b>	<b>156,004,362</b>	<b>261,333,923</b>	<b>164,431,002</b>	<b>238,302,922</b>	

**GENERAL FUND AND FINE & FORFEITURE  
REVENUES BY SOURCE - EXPENDITURES BY FUNCTION**

**GENERAL AND FINE & FORFEIT FUND REVENUES BY SOURCE**

TAXES	\$62,152,663
LICENSES & PERMITS	\$53,200
INTERGOVERNMENTAL REVENUES	\$12,043,657
CHARGES FOR SERVICES	\$1,671,016
FINES AND FORFEITS	\$1,508,500
MISCELLANEOUS REVENUES	\$2,181,750
<b>OTHER FINANCING SOURCES</b>	
INTERFUND TRANSFERS-IN	\$1,265,056
PROCEEDS FROM LOANS/BONDS	\$0
INTERNAL SERVICES	\$0
LESS 5%	(\$3,660,218)
EST. BEGINNING BALANCES	\$16,091,319
<b>TOTAL</b>	<b>93,306,943</b>

**GENERAL AND FINE & FORFEITURE  
REVENUES BY SOURCE**

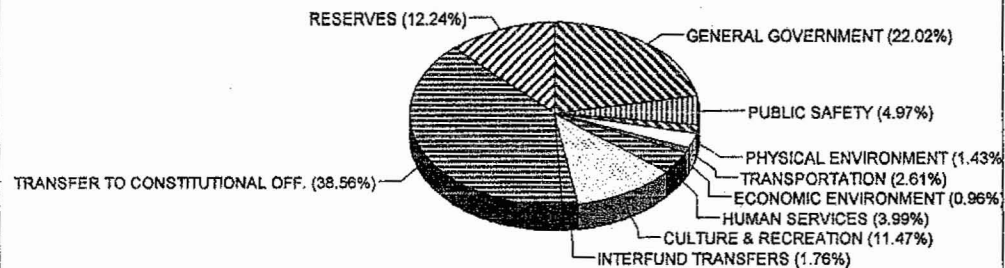


**GENERAL FUND AND FINE & FORFEITURE  
EXPENSES BY SOURCE - EXPENDITURES BY FUNCTION**

**GENERAL AND FINE & FORFEIT FUND EXPENSES BY SOURCE**

GENERAL GOVERNMENT	\$20,547,318
PUBLIC SAFETY	\$4,635,727
PHYSICAL ENVIRONMENT	\$1,338,873
TRANSPORTATION	\$2,438,219
ECONOMIC ENVIRONMENT	\$894,748
HUMAN SERVICES	\$3,718,991
CULTURE & RECREATION	\$10,699,771
DEBT SERVICE-PRINCIPAL	\$0
DEBT SERVICE-INTEREST & FEES	\$0
	<hr/>
	44,273,647
OTHER FINANCING USES	
INTERFUND TRANSFERS	\$1,638,777
TRANSFERS TO CONST. OFF.	\$35,976,303
	<hr/>
	\$81,888,727
RESERVES	\$11,418,216
<b>TOTAL</b>	<b>93,306,943</b>

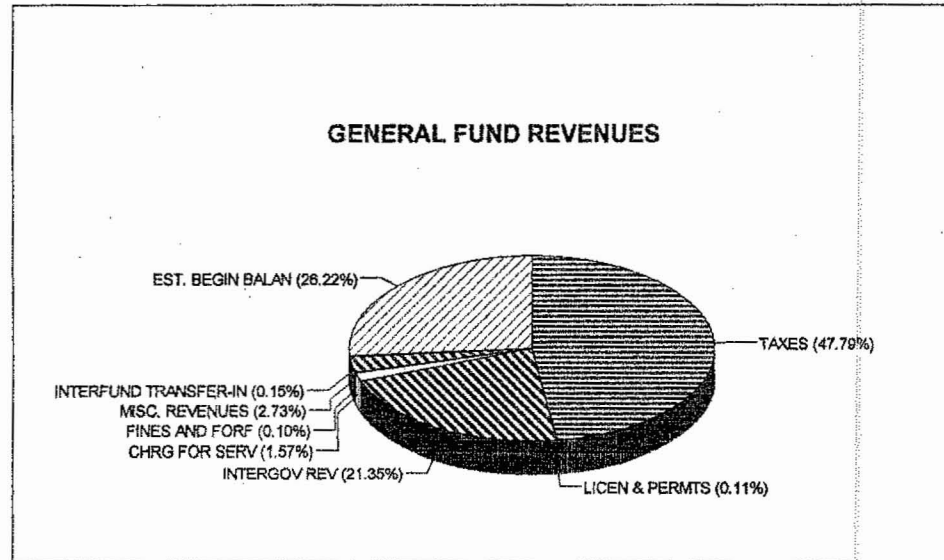
**GENERAL AND FINE & FORFEITURE  
EXPENDITURES BY FUNCTION**



## GENERAL FUND - REVENUES BY SOURCE - EXPENDITURES BY FUNCTION

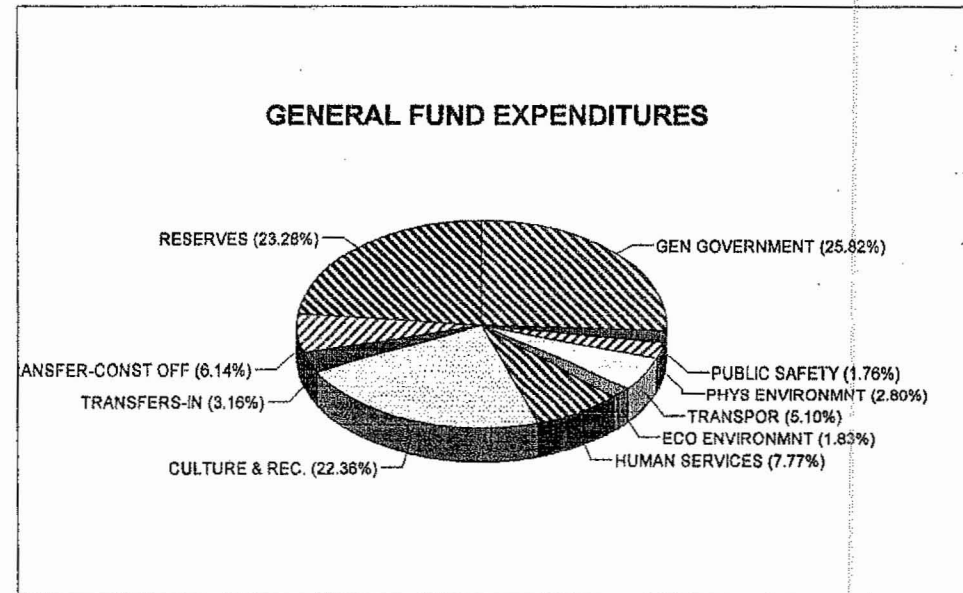
### GENERAL FUND REVENUES BY SOURCE

TAXES	\$23,606,250
LICENSES & PERMITS	\$53,200
INTERGOVERNMENTAL REVENUES	\$10,545,979
CHARGES FOR SERVICES	\$775,984
FINES AND FORFEITS	\$47,000
MISCELLANEOUS REVENUES	\$1,349,320
OTHER FINANCING SOURCES	
INTERFUND TRANSFERS-IN	\$72,329
PROCEEDS FROM LOANS/BONDS	\$0
INTERNAL SERVICES	\$0
LESS 5%	(\$1,549,084)
EST. BEGINNING BALANCES	\$12,950,539
<b>TOTAL</b>	<b>47,851,517</b>



### GENERAL FUND EXPENDITURES BY SOURCE

GENERAL GOVERNMENT	\$12,353,879
PUBLIC SAFETY	\$840,819
PHYSICAL ENVIRONMENT	\$1,338,873
TRANSPORTATION	\$2,438,219
ECONOMIC ENVIRONMENT	\$874,748
HUMAN SERVICES	\$3,718,991
CULTURE & RECREATION	\$10,699,771
DEBT SERVICE-PRINCIPAL	\$0
DEBT SERVICE-INTEREST & FEES	\$0
	<b>32,265,300</b>
OTHER FINANCING USES	
INTERFUND TRANSFERS	\$1,509,814
TRANSFER TO CONSTITUTIONAL	\$2,937,859
	36,712,973
RESERVES	11,138,544
<b>TOTAL</b>	<b>47,851,517</b>



## TRANSPORTATION- REVENUES BY SOURCE - EXPENDITURES BY FUNCTION

### TRANSPORTATION REVENUES BY SOURCE

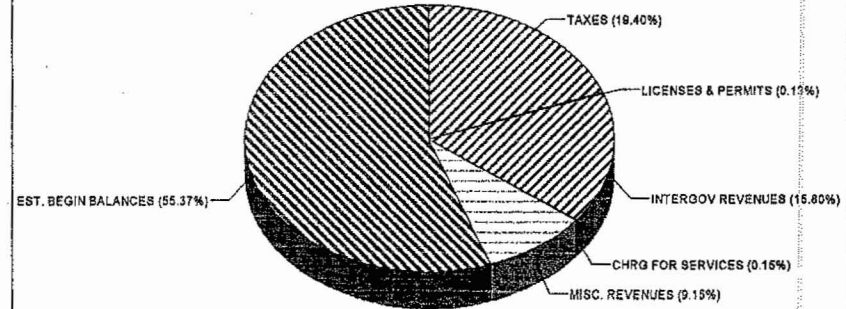
TAXES	5,291,100
LICENSES & PERMITS	36,000
INTERGOVERNMENTAL REVENUES	4,310,150
CHARGES FOR SERVICES	42,000
FINES AND FORFEITS	0
MISCELLANEOUS REVENUES	2,495,995
OTHER FINANCING SOURCES	0
INTERFUND TRANSFERS-IN	0
PROCEEDS FROM LOANS/BONDS	0
INTERNAL SERVICES	0
LESS 5%	(554,694)
EST. BEGINNING BALANCES	15,105,293
<b>TOTAL</b>	<b>26,725,844</b>

**14207460**

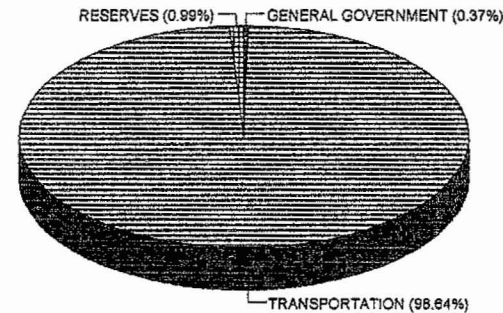
### TRANSPORTATION EXPENDITURES BY SOURCE

GENERAL GOVERNMENT	\$99,524
PUBLIC SAFETY	0
PHYSICAL ENVIRONMENT	0
TRANSPORTATION	26,361,164
ECONOMIC ENVIRONMENT	0
HUMAN SERVICES	0
CULTURE & RECREATION	0
DEBT SERVICE-PRINCIPAL	0
DEBT SERVICE-INTEREST & FEES	0
	26,460,688
OTHER FINANCING USES	0
INTERFUND TRANSFERS	0
	26,460,688
RESERVES	265,156
<b>TOTAL</b>	<b>26,725,844</b>

### TRANSPORTATION REVENUES



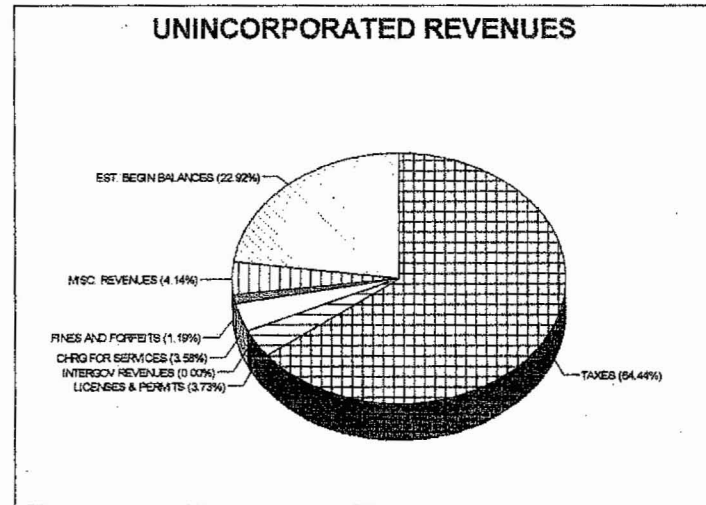
### TRANSPORTATION EXPENDITURES



## UNINCORPORATED - REVENUES BY SOURCE - EXPENDITURES BY FUNCTION

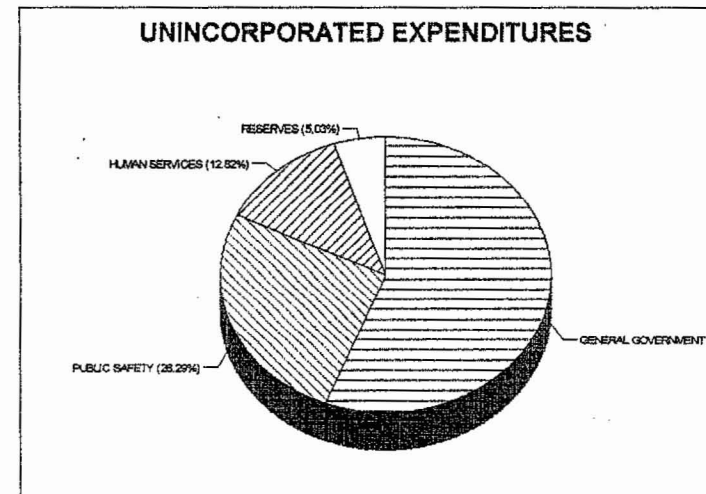
### UNINCORPORATED FUND REVENUES BY SOURCE

TAXES	1,728,540
LICENSES & PERMITS	100,000
INTERGOVERNMENTAL REVENUES	0
CHARGES FOR SERVICES	96,000
FINES AND FORFEITS	32,000
MISCELLANEOUS REVENUES	111,000
OTHER FINANCING SOURCES	0
INTERFUND TRANSFERS-IN	0
PROCEEDS FROM LOANS/BONDS	0
INTERNAL SERVICES	0
LESS 5%	(103,377)
EST. BEGINNING BALANCES	614,706
<b>TOTAL</b>	<b>2,578,869</b>



### UNINCORPORATED FUND EXPENDITURES BY SOURCE

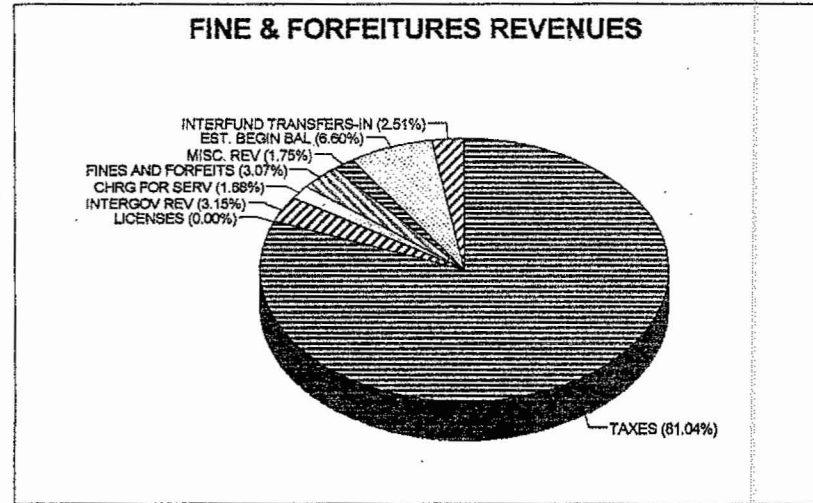
GENERAL GOVERNMENT	\$1,440,586
PUBLIC SAFETY	677,967
PHYSICAL ENVIRONMENT	0
TRANSPORTATION	0
ECONOMIC ENVIRONMENT	0
HUMAN SERVICES	330,489
CULTURE & RECREATION	0
DEBT SERVICE-PRINCIPAL	0
DEBT SERVICE-INTEREST & FEES	0
	2,449,042
OTHER FINANCING USES	
INTERFUND TRANSFERS	0
	2,449,042
RESERVES	129,827
<b>TOTAL</b>	<b>2,578,869</b>



## FINE & FORFEITURES - REVENUES BY SOURCE - EXPENDITURES BY FUNCTION

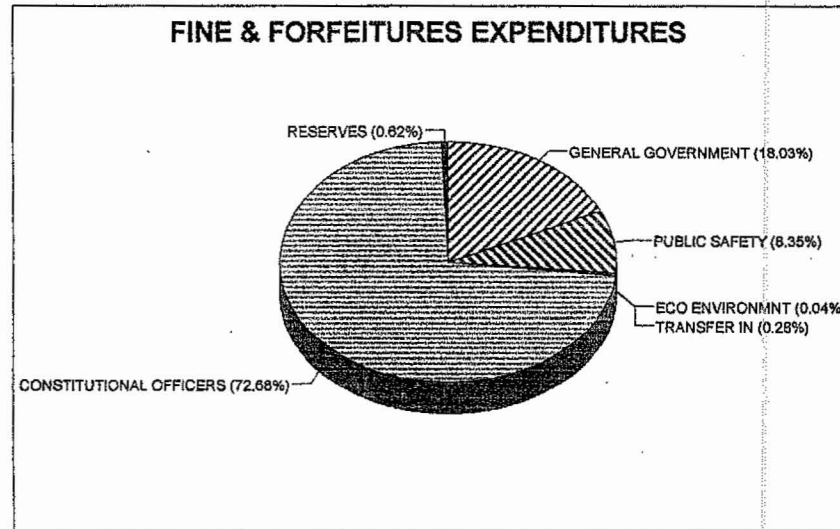
### FINE AND FORFEITURES REVENUES BY SOURCE

TAXES	\$38,546,413
LICENSES & PERMITS	0
INTERGOVERNMENTAL REVENUES	1,497,678
CHARGES FOR SERVICES	895,032
FINES AND FORFEITS	1,461,500
MISCELLANEOUS REVENUES	832,430
OTHER FINANCING SOURCES	0
INTERFUND TRANSFERS-IN	1,192,727
PROCEEDS FROM LOANS/BONDS	0
INTERNAL SERVICES	0
LESS 5%	(2,111,134)
EST. BEGINNING BALANCES	3,140,780
<b>TOTAL</b>	<b>45,455,426</b>
	0



### FINE AND FORFEITURES EXPENDITURES BY SOURCE

GENERAL GOVERNMENT	\$8,193,439
PUBLIC SAFETY	3,794,908
PHYSICAL ENVIRONMENT	0
TRANSPORTATION	0
ECONOMIC ENVIRONMENT	20,000
HUMAN SERVICES	0
CULTURE & RECREATION	0
DEBT SERVICE-PRINCIPAL	0
DEBT SERVICE-INTEREST & FEES	0
	12,008,347
OTHER FINANCING USES	
INTERFUND TRANSFERS	128,963
CONSTITUTIONAL OFFICERS	33,038,444
	45,175,754
RESERVES	279,672
<b>TOTAL</b>	<b>45,455,426</b>

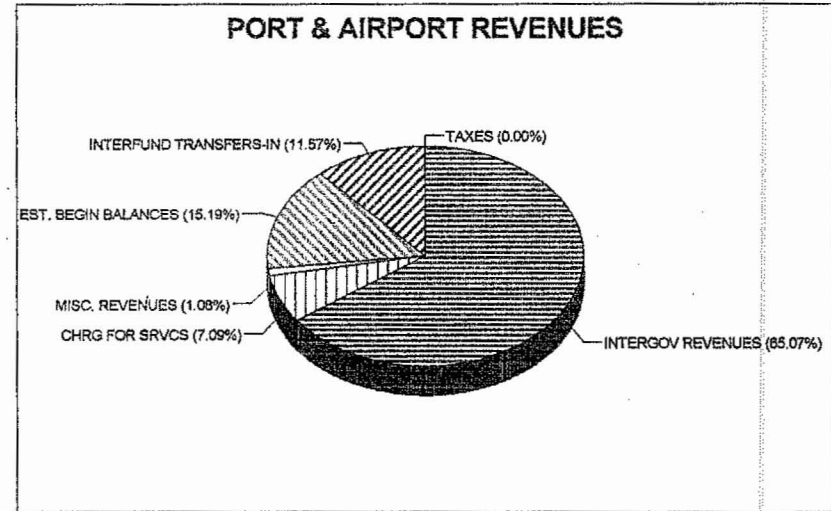




## PORT & AIRPORT - REVENUES BY SOURCE - EXPENDITURES BY FUNCTION

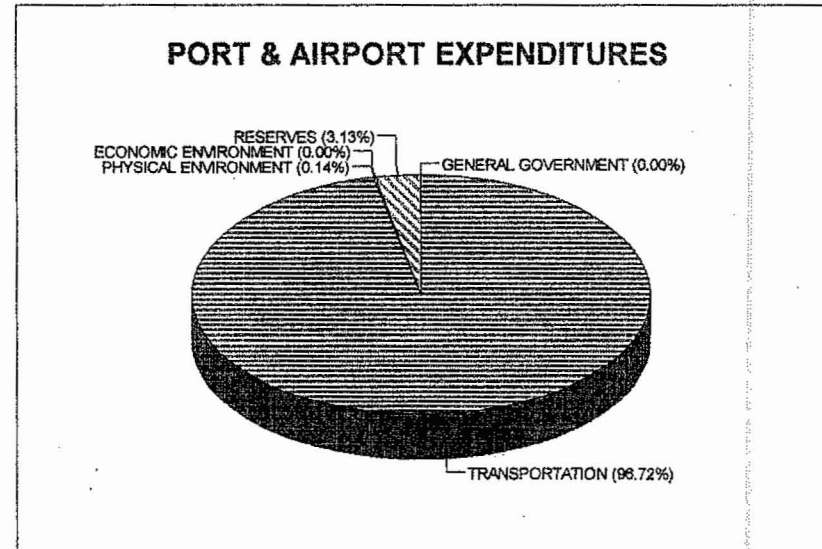
### PORT & AIRPORT REVENUES BY SOURCE

TAXES	0
LICENSES & PERMITS	0
INTERGOVERNMENTAL REVENUES	4,524,967
CHARGES FOR SERVICES	492,743
FINES AND FORFEITS	0
MISCELLANEOUS REVENUES	75,000
OTHER FINANCING SOURCES	0
INTERFUND TRANSFERS-IN	804,364
PROCEEDS FROM LOANS/BONDS	0
INTERNAL SERVICES	0
LESS 5%	(26,290)
EST. BEGINNING BALANCES	1,056,404
<b>TOTAL</b>	<b>6,927,188</b>



### PORT & AIRPORT EXPENDITURES BY SOURCE

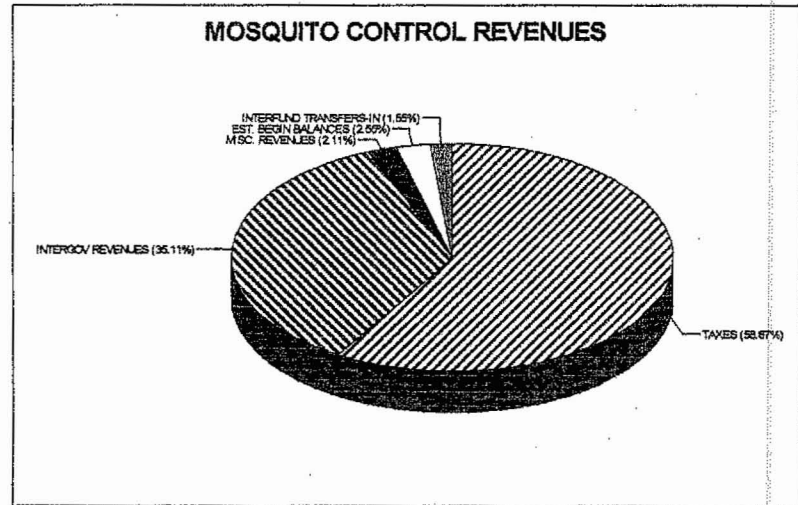
GENERAL GOVERNMENT	0
PUBLIC SAFETY	0
PHYSICAL ENVIRONMENT	10,000
TRANSPORTATION	6,692,898
ECONOMIC ENVIRONMENT	0
HUMAN SERVICES	0
CULTURE & RECREATION	0
DEBT SERVICE-PRINCIPAL	0
DEBT SERVICE-INTEREST & FEES	0
	6,702,898
OTHER FINANCING USES	
INTERFUND TRANSFERS	7,476
	6,710,374
RESERVES	216,814
<b>TOTAL</b>	<b>6,927,188</b>



## MOSQUITO CONTROL - REVENUES BY SOURCE - EXPENDITURES BY FUNCTION

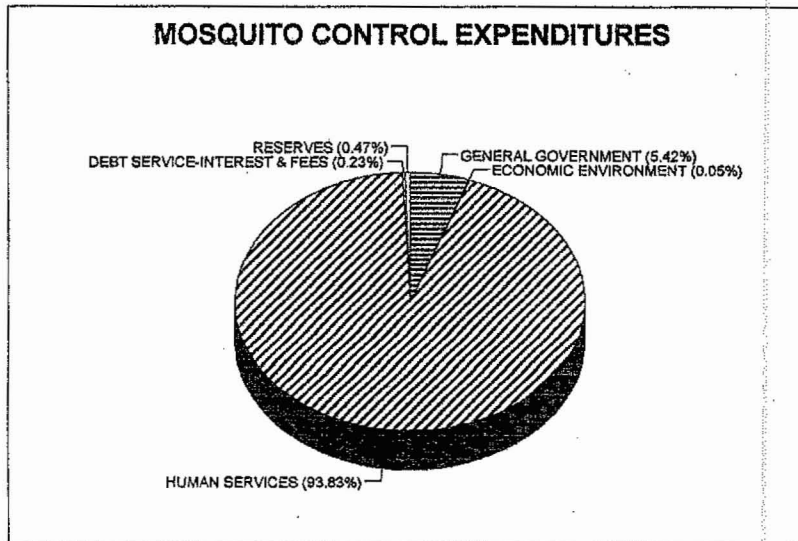
### MOSQUITO CONTROL REVENUES BY SOURCE

TAXES	\$1,667,591
LICENSES & PERMITS	0
INTERGOVERNMENTAL REVENUES	997,999
CHARGES FOR SERVICES	0
FINES AND FORFEITS	0
MISCELLANEOUS REVENUES	60,000
OTHER FINANCING SOURCES	0
INTERFUND TRANSFERS-IN	44,000
PROCEEDS FROM LOANS/BONDS	65,000
INTERNAL SERVICES	0
LESS 5%	(86,380)
EST. BEGINNING BALANCES	72,584
<b>TOTAL</b>	<b>2,820,794</b>



### MOSQUITO CONTROL EXPENDITURES BY SOURCE

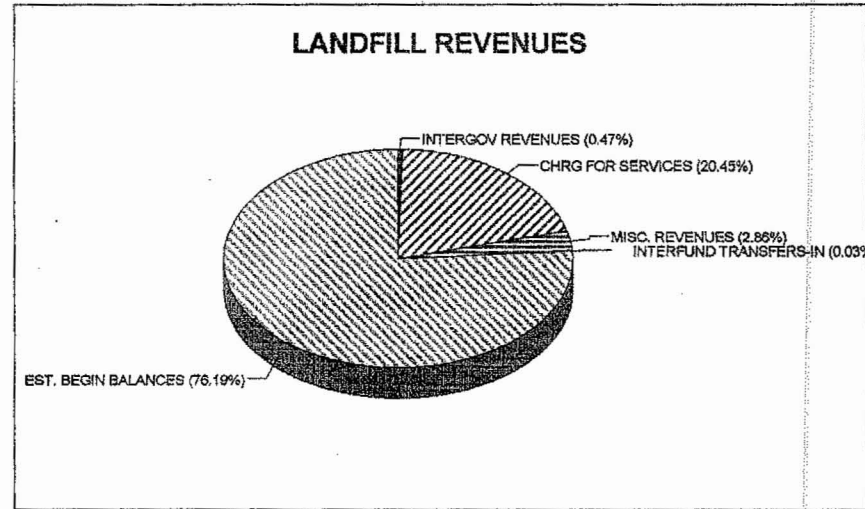
GENERAL GOVERNMENT	\$152,691
PUBLIC SAFETY	0
PHYSICAL ENVIRONMENT	0
TRANSPORTATION	0
ECONOMIC ENVIRONMENT	1,400
HUMAN SERVICES	2,641,236
CULTURE & RECREATION	0
DEBT SERVICE-PRINCIPAL	5,854
DEBT SERVICE-INTEREST & FEES	6,364
	2,807,545
OTHER FINANCING USES	
INTERFUND TRANSFERS	0
	2,807,545
RESERVES	13,249
<b>TOTAL</b>	<b>2,820,794</b>



## LANDFILL FUND- REVENUES BY SOURCE - EXPENDITURES BY FUNCTION

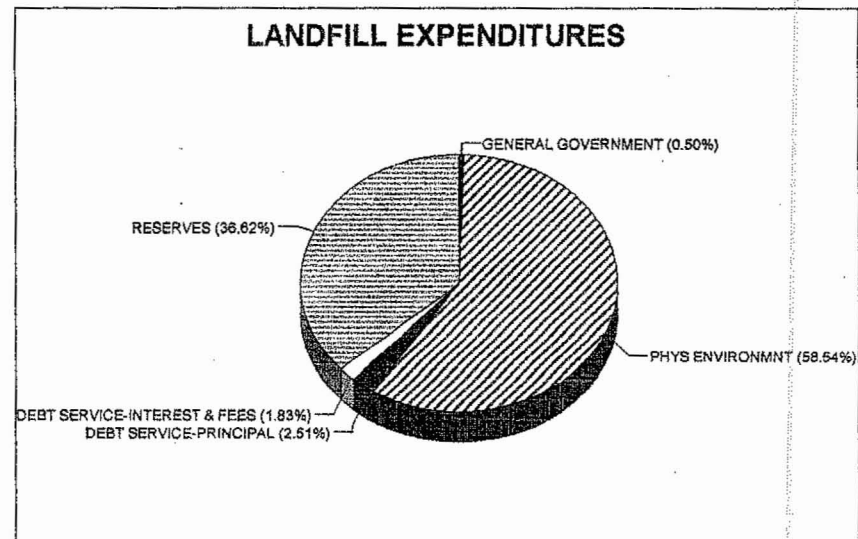
### LANDFILL FUND REVENUES BY SOURCE

TAXES	\$0
LICENSES & PERMITS	0
INTERGOVERNMENTAL REVENUES	114,882
CHARGES FOR SERVICES	5,000,000
FINES AND FORFEITS	0
MISCELLANEOUS REVENUES	700,000
OTHER FINANCING SOURCES	0
INTERFUND TRANSFERS-IN	7,000
PROCEEDS FROM LOANS/BONDS	0
INTERNAL SERVICES	0
LESS 5%	(285,000)
EST. BEGINNING BALANCES	18,628,600
<b>TOTAL</b>	<b>24,165,482</b>



### LANDFILL FUND EXPENDITURES BY SOURCE

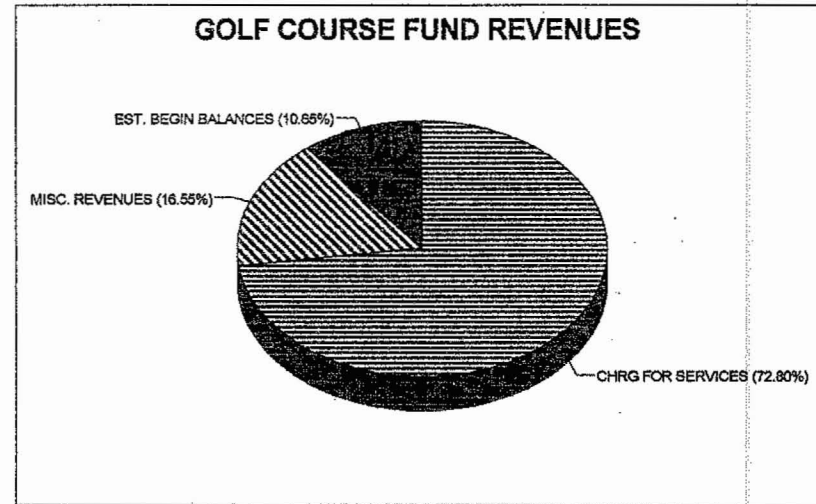
GENERAL GOVERNMENT	\$120,000
PUBLIC SAFETY	0
PHYSICAL ENVIRONMENT	14,129,417
TRANSPORTATION	0
ECONOMIC ENVIRONMENT	0
HUMAN SERVICES	0
CULTURE & RECREATION	0
DEBT SERVICE-PRINCIPAL	605,000
DEBT SERVICE-INTEREST & FEES	442,545
	15,296,962
OTHER FINANCING USES	
INTERFUND TRANSFERS	29,902
	15,326,864
RESERVES	8,838,618
<b>TOTAL</b>	<b>24,165,482</b>



## GOLF COURSE FUND - REVENUES BY SOURCE - EXPENDITURES BY FUNCTION

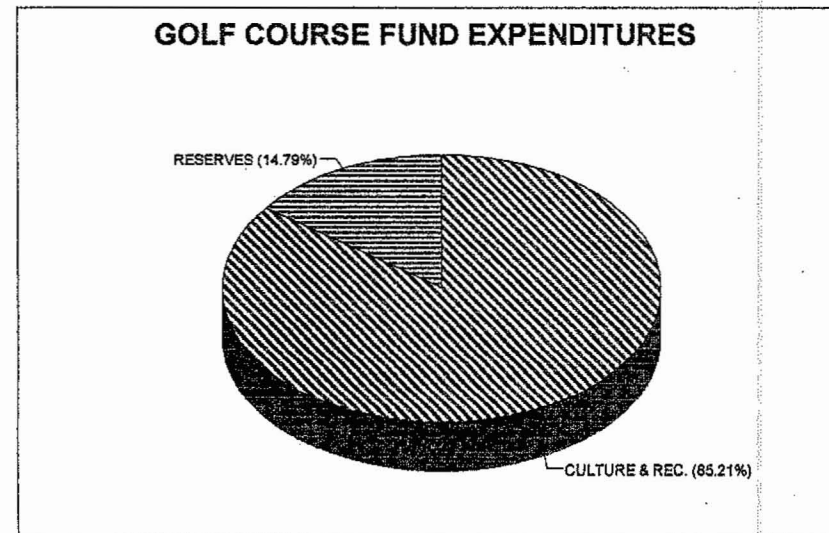
### GOLF COURSE FUND REVENUES BY SOURCE

TAXES	\$0
LICENSES & PERMITS	0
INTERGOVERNMENTAL REVENUES	0
CHARGES FOR SERVICES	1,425,211
FINES AND FORFEITS	0
MISCELLANEOUS REVENUES	324,000
OTHER FINANCING SOURCES	0
INTERFUND TRANSFERS-IN	0
PROCEEDS FROM LOANS/BONDS	0
INTERNAL SERVICES	0
LESS 5%	(87,461)
EST. BEGINNING BALANCES	208,493
<b>TOTAL</b>	<b>1,870,243</b>



### GOLF COURSE FUND EXPENDITURES BY SOURCE

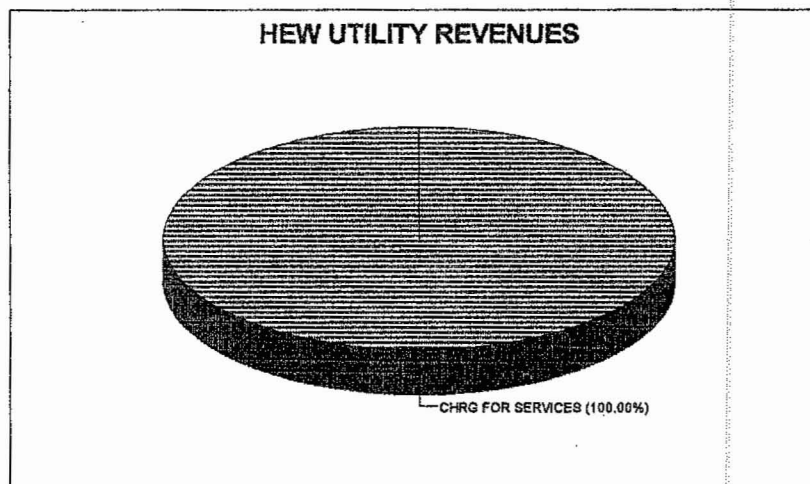
GENERAL GOVERNMENT	0
PUBLIC SAFETY	0
PHYSICAL ENVIRONMENT	0
TRANSPORTATION	0
ECONOMIC ENVIRONMENT	0
HUMAN SERVICES	0
CULTURE & RECREATION	1,593,651
DEBT SERVICE-PRINCIPAL	0
DEBT SERVICE-INTEREST & FEES	0
	1,593,651
OTHER FINANCING USES	0
INTERFUND TRANSFERS	0
	1,593,651
RESERVES	276,592
<b>TOTAL</b>	<b>1,870,243</b>



## HEW UTILITIES - REVENUES BY SOURCE - EXPENDITURES BY FUNCTION

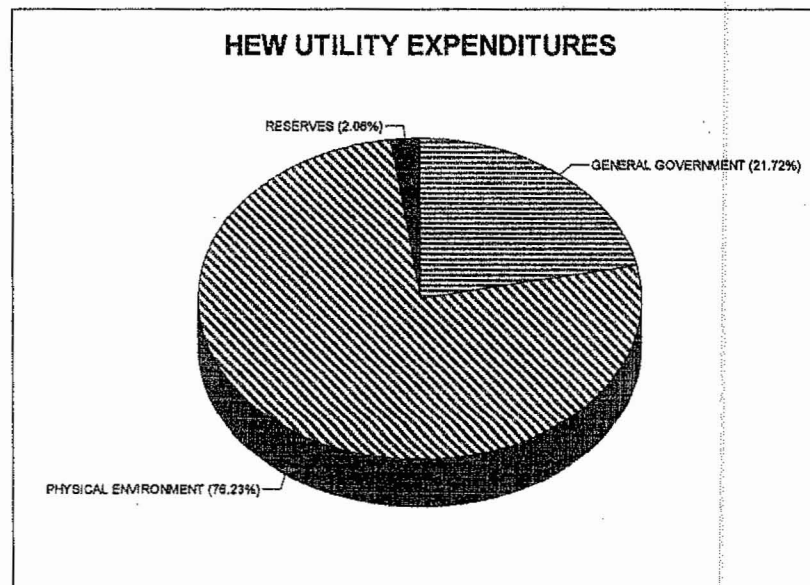
### HEW UTILITIES REVENUES BY SOURCE

TAXES	0
LICENSES & PERMITS	0
INTERGOVERNMENTAL REVENUES	0
CHARGES FOR SERVICES	64,464
FINES AND FORFEITS	0
MISCELLANEOUS REVENUES	0
OTHER FINANCING SOURCES	0
INTERFUND TRANSFERS-IN	0
PROCEEDS FROM LOANS/BONDS	0
INTERNAL SERVICES	0
LESS 5%	(3,223)
EST. BEGINNING BALANCES	0
<b>TOTAL</b>	<b>61,241</b>



### HEW UTILITIES EXPENDITURES BY SOURCE

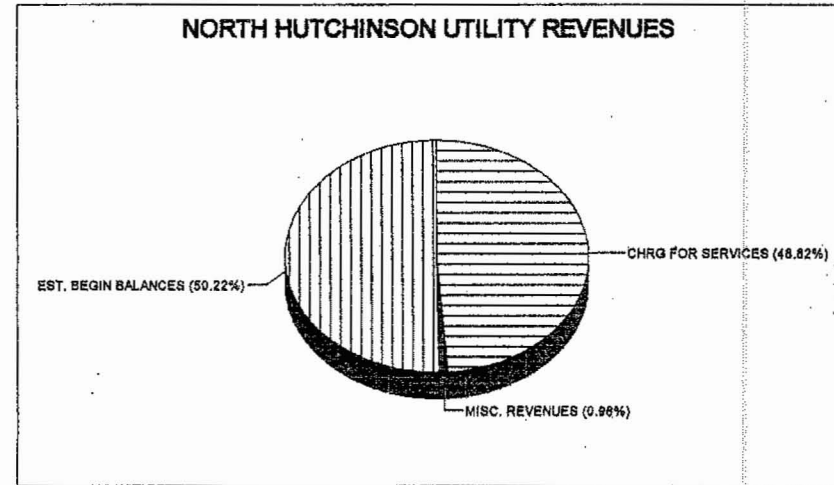
GENERAL GOVERNMENT	13,299
PUBLIC SAFETY	0
PHYSICAL ENVIRONMENT	46,681
TRANSPORTATION	0
ECONOMIC ENVIRONMENT	0
HUMAN SERVICES	0
CULTURE & RECREATION	0
DEBT SERVICE-PRINCIPAL	0
DEBT SERVICE-INTEREST & FEES	0
	59,980
OTHER FINANCING USES	0
INTERFUND TRANSFERS	0
	59,980
RESERVES	1,261
<b>TOTAL</b>	<b>61,241</b>



## NORTH HUTCHINSON UTILITIES - REVENUES BY SOURCE - EXPENDITURES BY FUNCTION

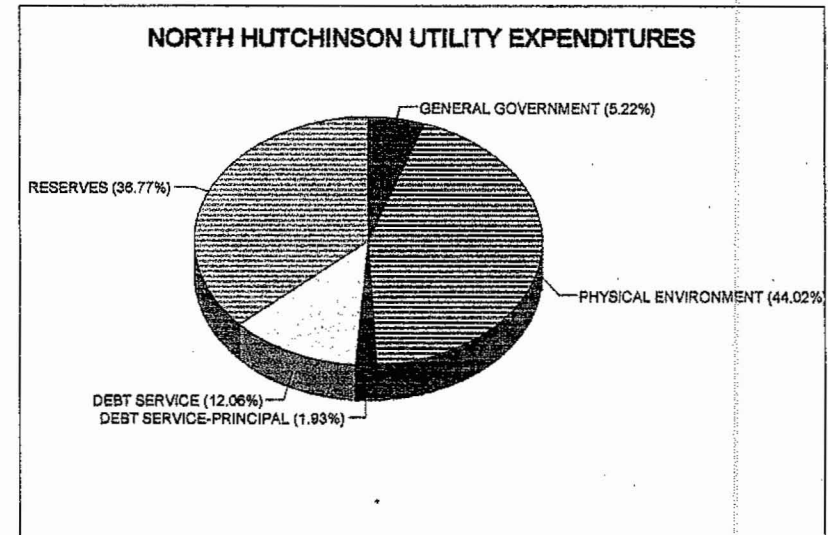
### NORTH HUTCHINSON UTILITIES REVENUES BY SOURCE

INTERGOVERNMENTAL REVENUES	0
LICENSES & PERMITS	0
INTERGOVERNMENTAL REVENUES	0
CHARGES FOR SERVICES	1,553,000
FINES AND FORFEITS	0
MISCELLANEOUS REVENUES	30,650
OTHER FINANCING SOURCES	0
INTERFUND TRANSFERS-IN	0
PROCEEDS FROM LOANS/BONDS	0
INTERNAL SERVICES	0
LESS 5%	(77,650)
EST. BEGINNING BALANCES	1,597,712
<b>TOTAL</b>	<b>3,103,712</b>



### NORTH HUTCHINSON UTILITIES EXPENDITURES BY SOURCE

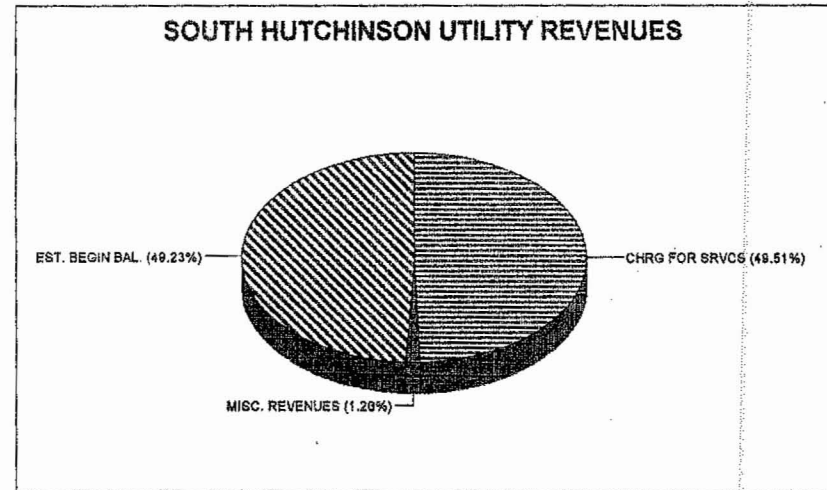
GENERAL GOVERNMENT	162,057
PUBLIC SAFETY	0
PHYSICAL ENVIRONMENT	1,366,160
TRANSPORTATION	0
ECONOMIC ENVIRONMENT	0
HUMAN SERVICES	0
CULTURE & RECREATION	0
DEBT SERVICE-PRINCIPAL	60,000
DEBT SERVICE-INTEREST & FEES	374,410
	1,962,627
OTHER FINANCING USES	0
INTERFUND TRANSFERS	0
	1,962,627
RESERVES	1,141,085
<b>TOTAL</b>	<b>3,103,712</b>



## SOUTH HUTCHINSON UTILITIES - REVENUES BY SOURCE - EXPENDITURES BY FUNCTION

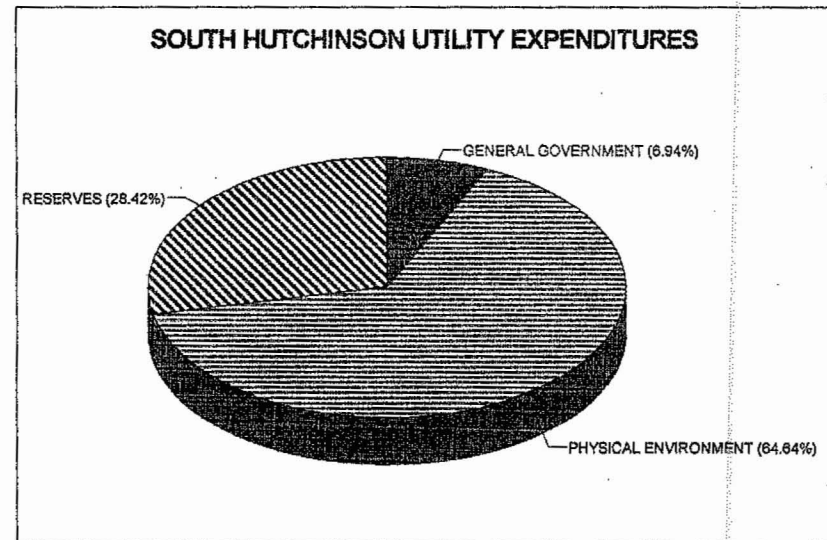
### SOUTH HUTCHINSON UTILITIES REVENUES BY SOURCE

INTERGOVERNMENTAL REVENUES	0
LICENSES & PERMITS	0
INTERGOVERNMENTAL REVENUES	0
CHARGES FOR SERVICES	1,177,343
FINES AND FORFEITS	0
MISCELLANEOUS REVENUES	30,000
OTHER FINANCING SOURCES	0
INTERFUND TRANSFERS-IN	0
PROCEEDS FROM LOANS/BONDS	0
INTERNAL SERVICES	0
LESS 5%	(61,867)
EST. BEGINNING BALANCES	1,170,550
<b>TOTAL</b>	<b>2,316,026</b>



### SOUTH HUTCHINSON UTILITIES EXPENDITURES BY SOURCE

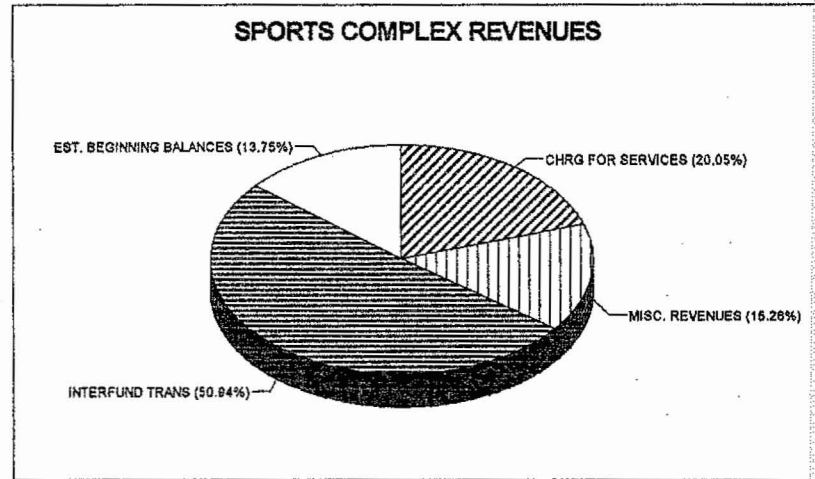
GENERAL GOVERNMENT	160,711
PUBLIC SAFETY	0
PHYSICAL ENVIRONMENT	1,497,137
TRANSPORTATION	0
ECONOMIC ENVIRONMENT	0
HUMAN SERVICES	0
CULTURE & RECREATION	0
DEBT SERVICE-PRINCIPAL	0
DEBT SERVICE-INTEREST & FEES	0
	1,657,848
OTHER FINANCING USES	0
INTERFUND TRANSFERS	0
	1,657,848
RESERVES	658,178
<b>TOTAL</b>	<b>2,316,026</b>



## SPORTS COMPLEX - REVENUES BY SOURCE - EXPENDITURES BY FUNCTION

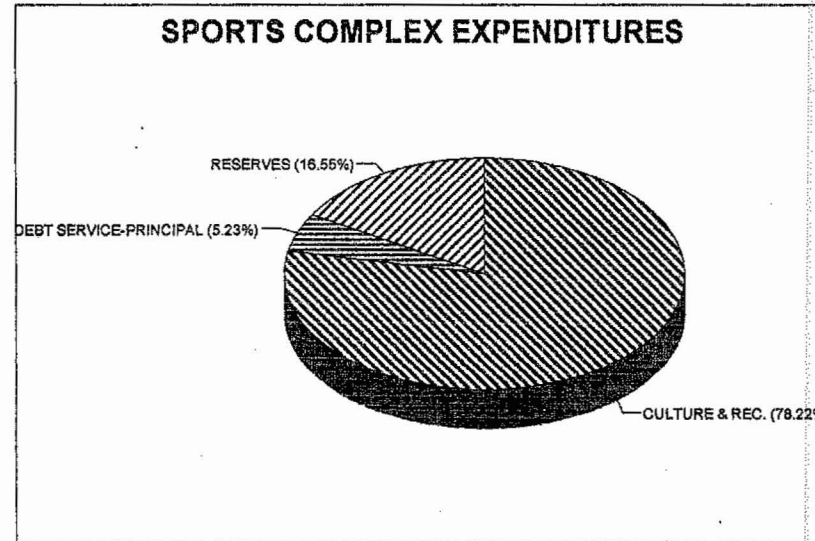
### SPORTS COMPLEX REVENUES BY SOURCE

TAXES	\$0
LICENSES & PERMITS	0
INTERGOVERNMENTAL REVENUES	0
CHARGES FOR SERVICES	291,500
FINES AND FORFEITS	0
MISCELLANEOUS REVENUES	221,970
OTHER FINANCING SOURCES	0
INTERFUND TRANSFERS-IN	740,750
PROCEEDS FROM LOANS/BONDS	0
INTERNAL SERVICES	0
LESS 5%	0
EST. BEGINNING BALANCES	200,000
<b>TOTAL</b>	<b>1,454,220</b>



### SPORTS COMPLEX EXPENDITURES BY SOURCE

GENERAL GOVERNMENT	\$0
PUBLIC SAFETY	0
PHYSICAL ENVIRONMENT	0
TRANSPORTATION	0
ECONOMIC ENVIRONMENT	0
HUMAN SERVICES	0
CULTURE & RECREATION	1,137,513
DEBT SERVICE-PRINCIPAL	76,000
DEBT SERVICE-INTEREST & FEES	0
	1,213,513
OTHER FINANCING USES	0
INTERFUND TRANSFERS	0
	1,213,513
RESERVES	240,707
<b>TOTAL</b>	<b>1,454,220</b>

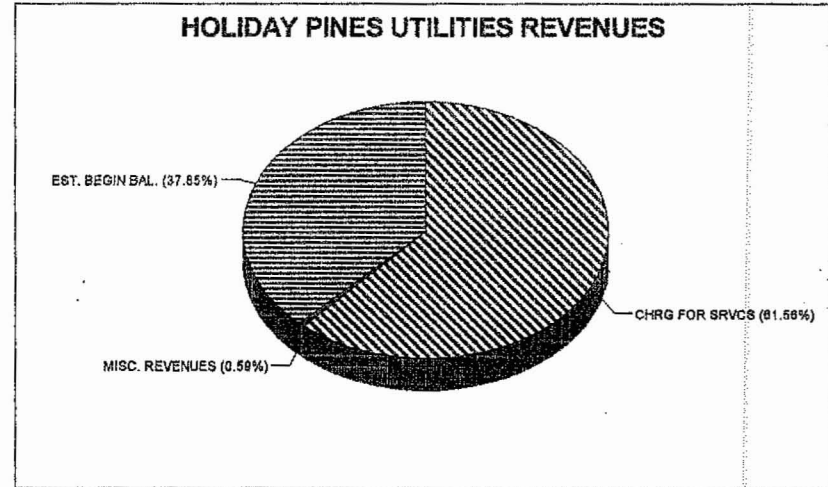




## HOLIDAY PINES UTILITIES - REVENUES BY SOURCE - EXPENDITURES BY FUNCTION

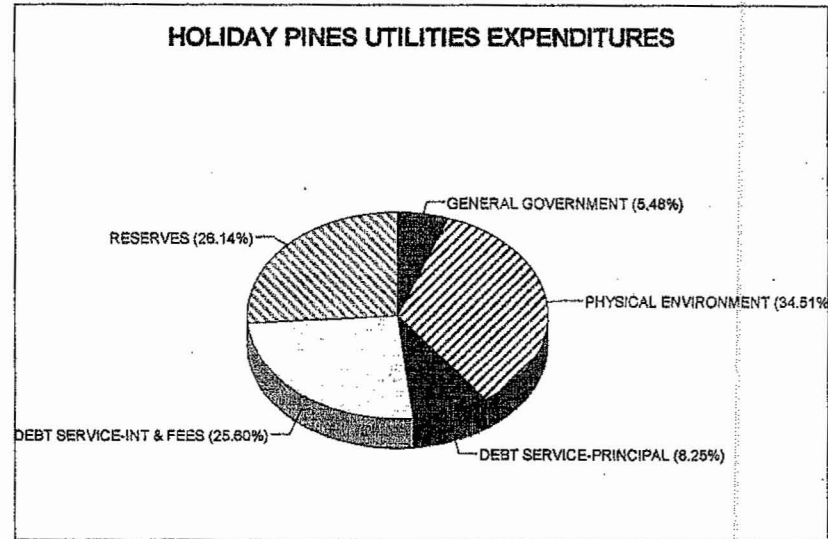
### HOLIDAY PINES UTILITIES REVENUES BY SOURCE

INTERGOVERNMENTAL REVENUES	0
LICENSES & PERMITS	0
INTERGOVERNMENTAL REVENUES	0
CHARGES FOR SERVICES	732,000
FINES AND FORFEITS	0
MISCELLANEOUS REVENUES	7,000
OTHER FINANCING SOURCES	0
INTERFUND TRANSFERS-IN	0
PROCEEDS FROM LOANS/BONDS	0
INTERNAL SERVICES	0
LESS 5%	(38,150)
EST. BEGINNING BALANCES	450,000
<b>TOTAL</b>	<b>1,150,850</b>



### HOLIDAY PINES UTILITIES EXPENDITURES BY SOURCE

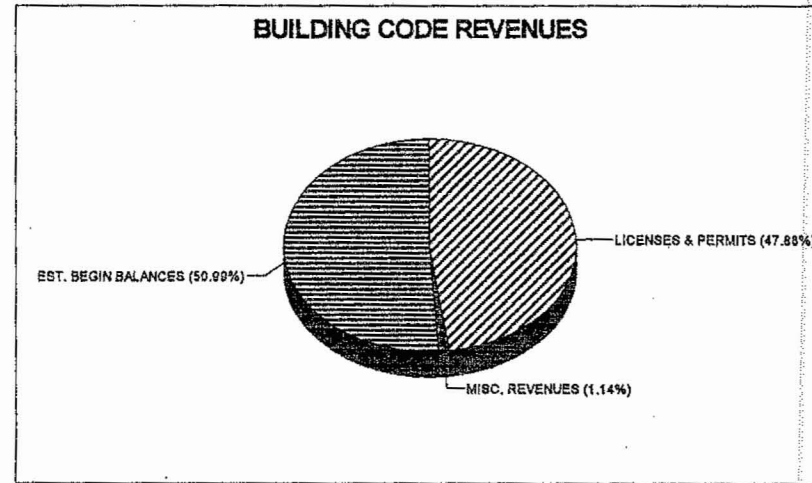
GENERAL GOVERNMENT	63,092
PUBLIC SAFETY	0
PHYSICAL ENVIRONMENT	397,210
TRANSPORTATION	0
ECONOMIC ENVIRONMENT	0
HUMAN SERVICES	0
CULTURE & RECREATION	0
DEBT SERVICE-PRINCIPAL	95,000
DEBT SERVICE-INTEREST & FEES	294,664
	849,966
OTHER FINANCING USES	0
INTERFUND TRANSFERS	0
	849,966
RESERVES	300,884
<b>TOTAL</b>	<b>1,150,850</b>



## BUILDING CODE- REVENUES BY SOURCE - EXPENDITURES BY FUNCTION

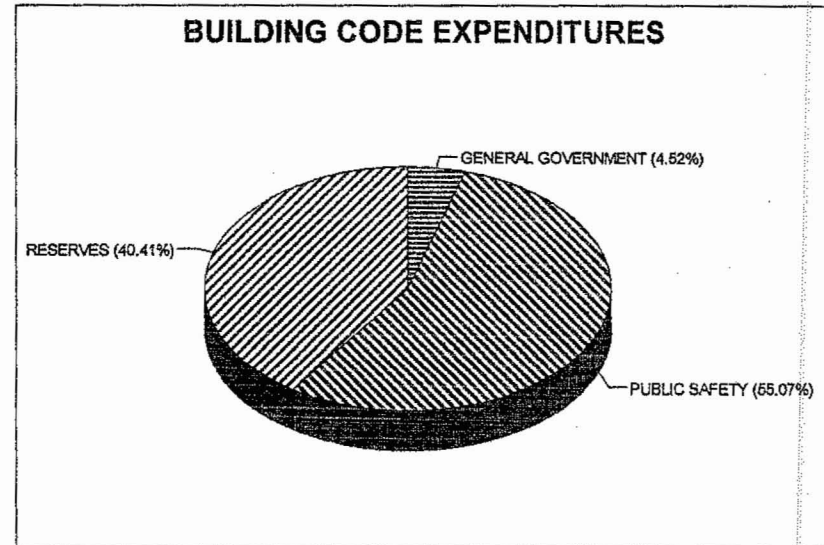
### BUILDING CODE REVENUES BY SOURCE

TAXES	\$0
LICENSES & PERMITS	842,105
INTERGOVERNMENTAL REVENUES	0
CHARGES FOR SERVICES	0
FINES AND FORFEITS	0
MISCELLANEOUS REVENUES	20,000
OTHER FINANCING SOURCES	0
INTERFUND TRANSFERS-IN	0
PROCEEDS FROM LOANS/BONDS	0
INTERNAL SERVICES	0
LESS 5%	(43,105)
EST. BEGINNING BALANCES	896,800
<b>TOTAL</b>	<b>1,715,800</b>



### BUILDING CODE EXPENDITURES BY SOURCE

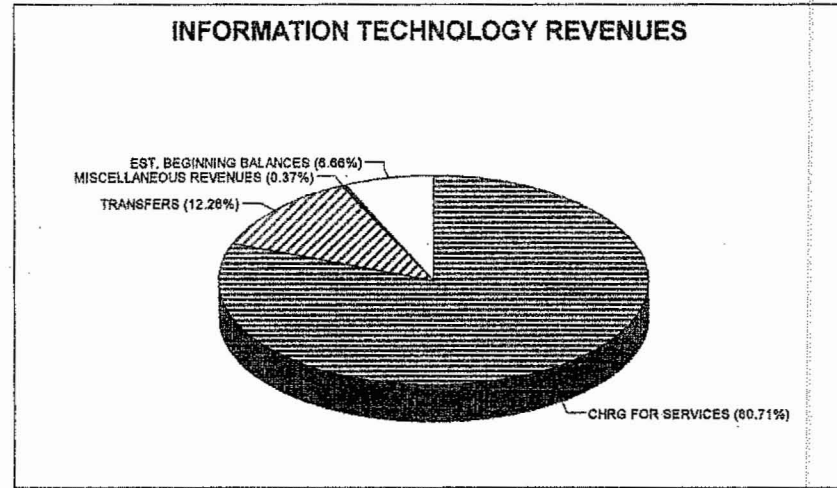
GENERAL GOVERNMENT	\$77,546
PUBLIC SAFETY	944,962
PHYSICAL ENVIRONMENT	0
TRANSPORTATION	0
ECONOMIC ENVIRONMENT	0
HUMAN SERVICES	0
CULTURE & RECREATION	0
DEBT SERVICE-PRINCIPAL	0
DEBT SERVICE-INTEREST & FEES	0
	1,022,508
OTHER FINANCING USES	0
INTERFUND TRANSFERS	0
	1,022,508
RESERVES	693,292
<b>TOTAL</b>	<b>1,715,800</b>



## INFORMATION TECHNOLOGY - REVENUES BY SOURCE - EXPENDITURES BY FUNCTION

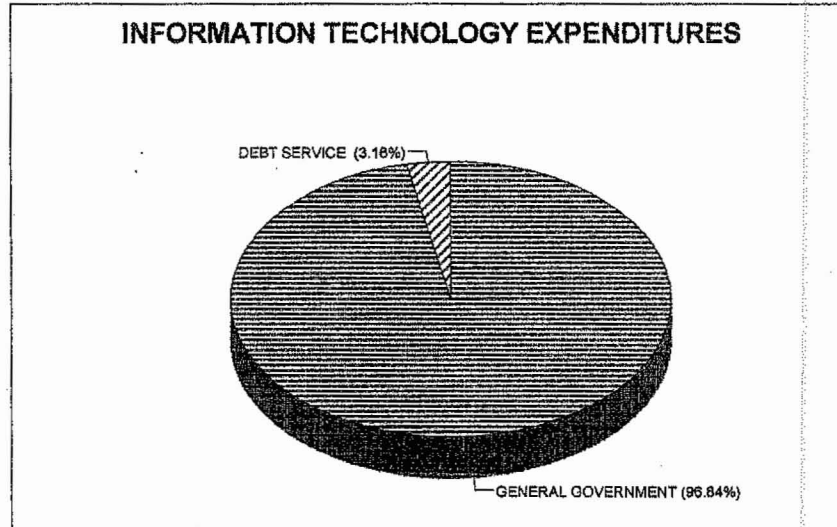
### INFORMATION TECHNOLOGY REVENUES BY SOURCE

TAXES	\$0
LICENSES & PERMITS	0
INTERGOVERNMENTAL REVENUES	0
CHARGES FOR SERVICES	3,282,872
FINES AND FORFEITS	0
MISCELLANEOUS REVENUES	15,000
OTHER FINANCING SOURCES	0
INTERFUND TRANSFERS-IN	498,474
PROCEEDS FROM LOANS/BONDS	0
INTERNAL SERVICES	0
LESS 5%	0
EST. BEGINNING BALANCES	271,000
<b>TOTAL</b>	<b>4,067,346</b>



### INFORMATION TECHNOLOGY EXPENDITURES BY SOURCE

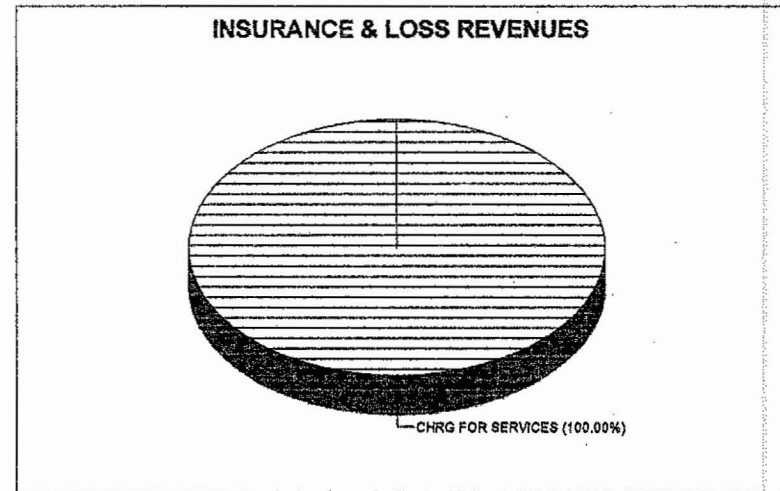
GENERAL GOVERNMENT	\$3,938,946
PUBLIC SAFETY	0
PHYSICAL ENVIRONMENT	0
TRANSPORTATION	0
ECONOMIC ENVIRONMENT	0
HUMAN SERVICES	0
CULTURE & RECREATION	0
DEBT SERVICE-PRINCIPAL	101,926
DEBT SERVICE-INTEREST & FEES	26,474
	4,067,346
OTHER FINANCING USES	0
INTERFUND TRANSFERS	0
	4,067,346
RESERVES	0
<b>TOTAL</b>	<b>4,067,346</b>



## INSURANCE & LOSS - REVENUES BY SOURCE - EXPENDITURES BY FUNCTION

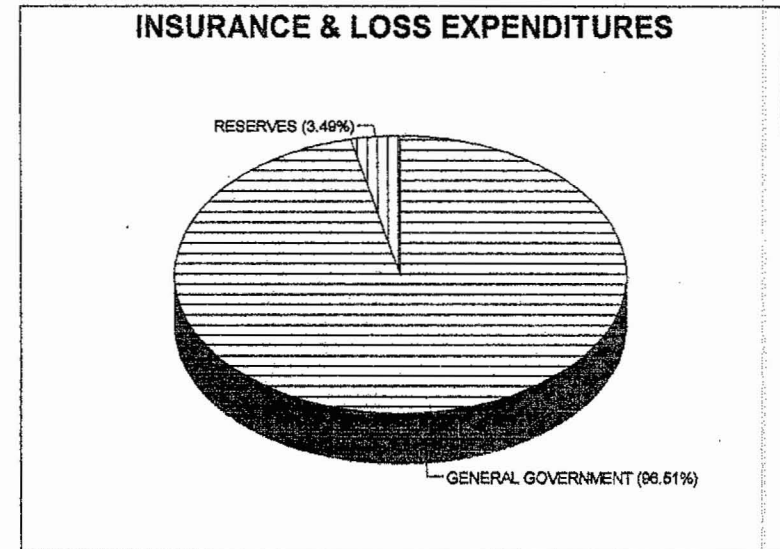
### INSURANCE & LOSS REVENUES BY SOURCE

TAXES	\$0
LICENSES & PERMITS	0
INTERGOVERNMENTAL REVENUES	0
CHARGES FOR SERVICES	7,646,402
FINES AND FORFEITS	0
MISCELLANEOUS REVENUES	0
OTHER FINANCING SOURCES	0
INTERFUND TRANSFERS-IN	0
PROCEEDS FROM LOANS/BONDS	0
INTERNAL SERVICES	0
LESS 5%	0
EST. BEGINNING BALANCES	0
<b>TOTAL</b>	<b>7,646,402</b>



### INSURANCE & LOSS EXPENDITURES BY SOURCE

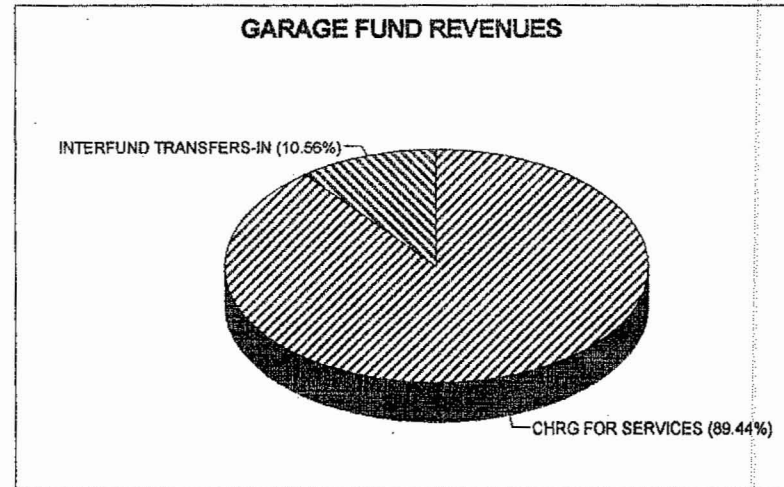
GENERAL GOVERNMENT	\$7,379,856
PUBLIC SAFETY	0
PHYSICAL ENVIRONMENT	0
TRANSPORTATION	0
ECONOMIC ENVIRONMENT	0
HUMAN SERVICES	0
CULTURE & RECREATION	0
DEBT SERVICE-PRINCIPAL	0
DEBT SERVICE-INTEREST & FEES	0
	<b>7,379,856</b>
OTHER FINANCING USES	
INTERFUND TRANSFERS	0
	<b>7,379,856</b>
RESERVES	266,546
<b>TOTAL</b>	<b>7,646,402</b>



## CENTRAL GARAGE - REVENUES BY SOURCE - EXPENDITURES BY FUNCTION

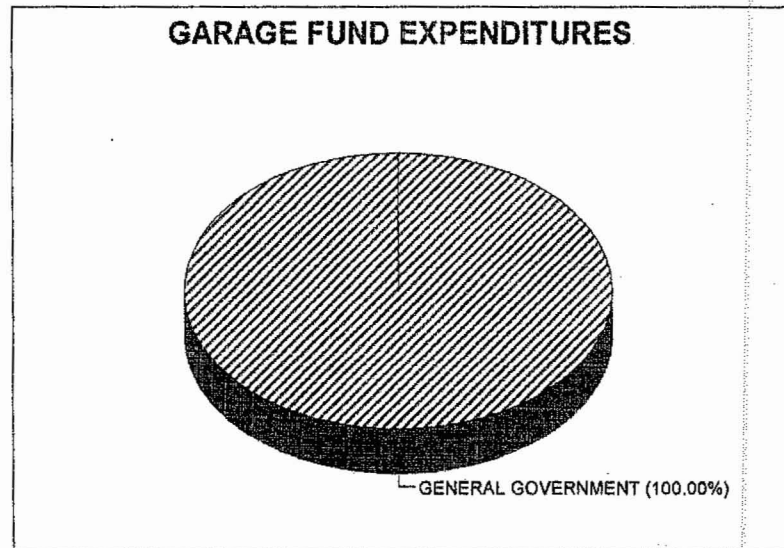
### CENTRAL GARAGE REVENUES BY SOURCE

TAXES	\$0
LICENSES & PERMITS	0
INTERGOVERNMENTAL REVENUES	0
CHARGES FOR SERVICES	1,261,725
FINES AND FORFEITS	0
MISCELLANEOUS REVENUES	0
OTHER FINANCING SOURCES	0
INTERFUND TRANSFERS-IN	148,976
PROCEEDS FROM LOANS/BONDS	0
INTERNAL SERVICES	0
LESS 5%	0
EST. BEGINNING BALANCES	0
<b>TOTAL</b>	<b>1,410,701</b>



### CENTRAL GARAGE EXPENDITURES BY SOURCE

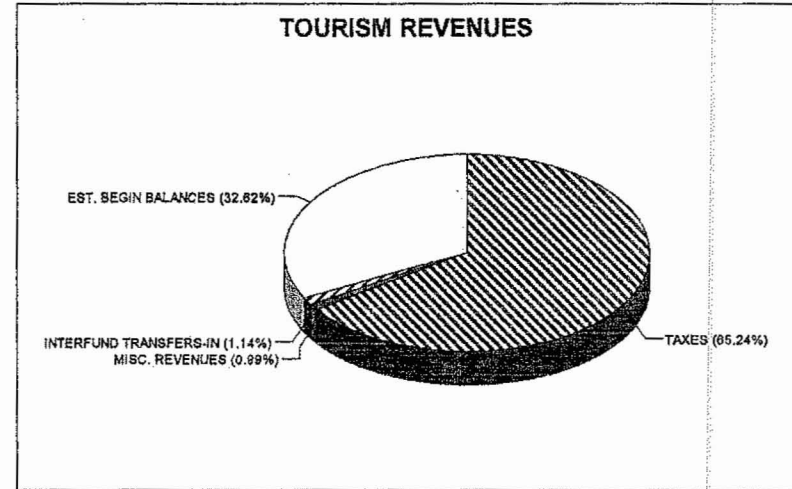
GENERAL GOVERNMENT	1,410,701
PUBLIC SAFETY	0
PHYSICAL ENVIRONMENT	0
TRANSPORTATION	0
ECONOMIC ENVIRONMENT	0
HUMAN SERVICES	0
CULTURE & RECREATION	0
DEBT SERVICE-PRINCIPAL	0
DEBT SERVICE-INTEREST & FEES	0
	1,410,701
OTHER FINANCING USES	0
INTERFUND TRANSFERS	0
	1,410,701
RESERVES	0
<b>TOTAL</b>	<b>1,410,701</b>



## TOURIST DEVELOPMENT - REVENUES BY SOURCE - EXPENDITURES BY FUNCTION

### TOURIST DEVELOPMENT REVENUES BY SOURCE

TAXES	\$400,000
LICENSES & PERMITS	0
INTERGOVERNMENTAL REVENUES	0
CHARGES FOR SERVICES	0
FINES AND FORFEITS	0
MISCELLANEOUS REVENUES	6,100
OTHER FINANCING SOURCES	0
INTERFUND TRANSFERS-IN	7,000
PROCEEDS FROM LOANS/BONDS	0
INTERNAL SERVICES	0
LESS 5%	(20,655)
EST. BEGINNING BALANCES	200,000
<b>TOTAL</b>	<b>592,445</b>



### TOURIST DEVELOPMENT EXPENDITURES BY SOURCE

GENERAL GOVERNMENT	\$12,000
PUBLIC SAFETY	0
PHYSICAL ENVIRONMENT	0
TRANSPORTATION	0
ECONOMIC ENVIRONMENT	357,495
HUMAN SERVICES	0
CULTURE & RECREATION	0
DEBT SERVICE-PRINCIPAL	0
DEBT SERVICE-INTEREST & FEES	0
	369,495
OTHER FINANCING USES	
INTERFUND TRANSFERS	0
	369,495
RESERVES	222,950
<b>TOTAL</b>	<b>592,445</b>

