

**ST. LUCIE COUNTY
FISCAL YEAR 2001-2002 BUDGET
BUDGET BY FUND**

TABLE OF CONTENTS

	PAGE #
Classification of Funds	B- 1
Fund Descriptions	B- 2
Funds Budgets	B-7
 Major Operating Fund Charts	
Revenues	B-11
Expenditures	B-12
General Fund	B-13
Transportation Trust Fund	B-14
Unincorporated Services Fund	B-15
Law Enforcement & Courts (F&F)	B-16
Port & Airport Fund	B-17
Mosquito Control Fund	B-18
Sanitary Landfill Fund	B-19
Golf Course Fund	B-20
HEW Hutchinson Utilities	B-21
North Hutchinson Utilities	B-22
South Hutchinson Utilities	B-23
Sports Complex Fund	B-24
Holiday Pines Utilities	B-25
Building Code Fund	B-26
Insurance & Loss Fund	B-27
Tourist Development	B-28

**ST. LUCIE COUNTY - BOARD OF COUNTY COMMISSIONERS
PERSONNEL HISTORY REPORT
FISCAL YEAR 1993 - FISCAL YEAR 2002**

*Civic Center	15.00	15.00	15.00	15.25	15.25	15.25	13.25	13.25	11.80	11.25	-5%
Museums	5.60	5.60	5.60	5.60	5.60	3.60	4.10	3.85	3.85	4.35	13%
Children's Environmental Museums	0.00	0.00	0.00	0.00	0.00	0.00	0.00	1.00	0.00	0.00	N/A
Parks	61.00	61.00	61.00	61.00	61.00	61.00	60.00	60.00	60.00	65.04	8%
Recreation	13.75	23.05	23.05	22.85	22.85	24.80	24.80	25.80	25.80	27.80	8%
Savannas	3.20	3.20	3.20	3.20	3.20	3.20	3.20	3.20	3.90	3.90	0%
Golf Course	27.60	29.10	26.35	25.35	23.50	24.00	24.00	25.00	25.00	25.00	0%
Sports Complex	3.20	10.20	9.20	8.50	12.00	12.00	12.00	12.00	12.00	13.88	16%
Total Leisure Services	133.35	151.15	147.40	146.75	149.40	149.85	147.35	151.10	148.35	157.72	6%
LIBRARY	60.40	63.40	66.80	66.40	66.40	67.80	67.80	67.80	67.80	71.20	5%
MOSQUITO CONTROL	23.60	22.60	22.60	22.60	22.60	24.50	23.50	23.50	22.50	22.50	0%
PORT AND AIRPORT											
Airport	7.00	7.00	7.00	7.00	6.00	7.00	5.00	5.00	5.00	7.00	40%
Port	1.00	1.00	1.00	1.00	1.00	1.60	1.60	0.00	0.00	0.00	N/A
Total Port and Airport	8.00	8.00	8.00	8.00	7.00	8.60	6.60	5.00	5.00	7.00	40%
PUBLIC WORKS											
Administration	3.00	4.00	4.00	2.00	2.00	2.00	2.00	2.00	2.00	2.00	0%
Engineering	21.00	20.00	21.25	22.25	22.25	22.25	23.25	23.00	23.00	23.25	1%
Erosion Control	0.00	0.00	1.00	1.00	1.00	1.00	1.00	1.00	1.00	1.00	0%
*Bldg. & Zoning	16.00	16.00	16.00	17.00	17.00	17.00	25.00	33.00	35.55	36.55	3%
Solid Waste	31.00	32.00	32.00	33.00	31.00	29.00	29.00	29.00	32.00	32.00	0%
Recycling	0.00	0.00	2.00	2.75	4.00	2.00	2.00	2.00	0.00	0.00	N/A
Road & Bridge	86.00	86.00	88.00	85.00	83.00	79.00	76.00	75.00	74.00	74.00	0%
Stormwater MSTU	0.00	0.00	0.00	0.00	0.00	3.00	3.00	3.00	3.00	3.00	0%
Environmental Resources	0.00	0.00	0.00	0.00	0.00	0.00	0.00	0.00	0.00	2.00	N/A
Environmental Lands	0.00	0.00	0.00	0.00	0.00	0.00	0.00	0.00	3.00	4.00	33%
Children's Environmental Museums	0.00	0.00	0.00	0.00	0.00	0.00	0.00	0.00	2.00	3.00	50%
Ecosystems	0.00	0.00	0.00	0.00	0.00	0.00	0.00	0.00	2.00	3.00	50%
Total Public Works	157.00	158.00	164.25	163.00	160.25	155.25	161.25	168.00	177.55	183.80	4%
UTILITIES											
Utilities Operations	0.00	0.00	2.00	2.75	4.00	4.00	5.00	5.00	6.00	7.33	22%
TOTAL POSITIONS APPROVED:	645.75	666.25	680.15	676.20	673.85	674.25	672.75	686.15	721.45	767.45	6%
PERCENT CHANGE EACH YEAR	-7.64%	3.17%	2.09%	-0.58%	-0.35%	0.06%	-0.22%	1.99%	5.14%	11.85%	

EMPLOYEES PER 1,000 CAPITA ESTIMATE

3.35 3.46 3.53 3.51 3.50 3.50 3.49 3.56 3.74 3.98

CLASSIFICATION OF FUNDS

FUND DEFINITION:

An independent fiscal and accounting entity consisting of self-balancing set of accounts for recording cash and/or other assets together with related liabilities, reserves, and equities segregated for the purpose of carrying on specific activities or attaining certain objectives in accordance with certain defined regulations, restrictions, and limitations.

GOVERNMENTAL FUND TYPES:

001	<i>GENERAL FUND</i>	To account for all financial resources except those required to be accounted for in another fund.
101-199	<i>SPECIAL REVENUE FUNDS</i>	To account for the proceeds of specific revenue sources that are legally restricted to expenditure for specific purposes.
201-299	<i>DEBT SERVICE FUNDS</i>	To account for the accumulation of resources for, and the payment of, general long-term debt principal and interest.
301-399	<i>CAPITAL PROJECTS FUNDS</i>	To account for financial resources to be used for the acquisition or construction of major capital projects.
401-499	<i>ENTERPRISE FUNDS</i>	To account for the operation that are financed and operated in a manner similar to private business enterprises where the intent of the governing body is that the costs (expenses, including depreciation) of providing goods or services to the general public on a continuing basis be financed or recovered primarily through user charges.
501-599	<i>INTERNAL SERVICE FUNDS</i>	To account for the financing of goods and services provided by one department or agency or agencies of the governmental unit, or other governmental units, on a cost-reimbursement basis.
601-699	<i>TRUST AND AGENCY FUNDS</i>	To account for assets held by a governmental unit in a trustee capacity or as an agent for individuals, private organizations, other governmental units, and/or other funds.

Source: State of Florida, Uniform Accounting System Manual, 1998 Edition.

**ST. LUCIE COUNTY
FUND DESCRIPTIONS**

FUND

FLA. STATUTE

SOURCES AND USES

GENERAL FUND

001 GENERAL FUND	129.02 (1) F.S.	REV:	Ad Valorem Taxes, Sales Tax, Licenses, Racing Tax, User fees, "General" revenue
		EXP:	Leisure Services, Central Services, Health Services, Administrative, Property Appraiser Tax Collector, Clerk to Board, Supervisor of Elections, General, Commission

SPECIAL REVENUE FUNDS

101 TRANSPORTATION TRUST	129.02 (2) F.S.	REV:	Gas Taxes, Franchise Fees, Impact Fees, Mobile Home Tags, Permits
		EXP:	Capital Transportation Projects, Road & Bridge, Engineering, Public Works Administration

102 UNINCORPORATED SERVICES	129.02 (6) F.S.	REV:	Ad Valorem Taxes, Fees, Fines
		EXP:	Planning, Eco. Dev., Building & Zoning, Code Compliance, Comm Dev. Admin, Animal Control, Stormwater Drainage, Urban Forester

103 LAW ENFORCEMENT MSTU	129.02 (4) F.S.	REV:	Ad Valorem
		EXP:	Transfer to fund 107 for Unincorporated Area Road Patrol

104 GRANTS & DONATIONS	129.02 (4) F.S.	REV:	Grants
		EXP:	Grant Projects

105 STATE LIBRARY GRANT	129.02 (4) F.S.	REV:	State Library Grant, Donations
		EXP:	Library

106 ADDITIONAL COURT COSTS	129.02 (4) F.S.	REV:	Court Charges
		EXP:	Reimburse Fund 107 for Additional Court Costs

107 FINE & FORFEITURE FUND	129.02 (3) F.S.	REV:	Ad Valorem Taxes, Fines, Junior College and School Resource Officer Charges, E911 Fee
		EXP:	Sheriff, Judicial, Central Communications, Central Services (Jail & Judicial Maintenance)

108 ART SPECIAL GRANT FUND	129.02 (4) F.S.	REV:	Grants
			Art Programs

109 DRUG ABUSE TRUST FUND	129.02 (4) F.S.	REV:	Fees
		EXP:	Drug Abuse Programs

**ST. LUCIE COUNTY
FUND DESCRIPTIONS**

FUND

FLA. STATUTE

SOURCES AND USES

GENERAL FUND

001 GENERAL FUND	129.02 (1) F.S.	REV:	Ad Valorem Taxes, Sales Tax, Licenses, Racing Tax, User fees, "General" revenue
		EXP:	Leisure Services, Central Services, Health Services, Administrative, Property Appraiser Tax Collector, Clerk to Board, Supervisor of Elections, General, Commission

SPECIAL REVENUE FUNDS

101 TRANSPORTATION TRUST	129.02 (2) F.S.	REV:	Gas Taxes, Franchise Fees, Impact Fees, Mobile Home Tags, Permits
		EXP:	Capital Transportation Projects, Road & Bridge, Engineering, Public Works Administration

102 UNINCORPORATED SERVICES	129.02 (6) F.S.	REV:	Ad Valorem Taxes, Fees, Fines
		EXP:	Planning, Eco. Dev., Building & Zoning, Code Compliance, Comm Dev. Admin, Animal Control, Stormwater Drainage, Urban Forester

103 LAW ENFORCEMENT MSTU	129.02 (4) F.S.	REV:	Ad Valorem
		EXP:	Transfer to fund 107 for Unincorporated Area Road Patrol

104 GRANTS & DONATIONS	129.02 (4) F.S.	REV:	Grants
		EXP:	Grant Projects

105 STATE LIBRARY GRANT	129.02 (4) F.S.	REV:	State Library Grant, Donations
		EXP:	Library

106 ADDITIONAL COURT COSTS	129.02 (4) F.S.	REV:	Court Charges
		EXP:	Reimburse Fund 107 for Additional Court Costs

107 FINE & FORFEITURE FUND	129.02 (3) F.S.	REV:	Ad Valorem Taxes, Fines, Junior College and School Resource Officer Charges, E911 Fee
		EXP:	Sheriff, Judicial, Central Communications, Central Services (Jail & Judicial Maintenance)

108 ART SPECIAL GRANT FUND	129.02 (4) F.S.	REV:	Grants
			Art Programs

109 DRUG ABUSE TRUST FUND	129.02 (4) F.S.	REV:	Fees
		EXP:	Drug Abuse Programs

**ST. LUCIE COUNTY
FUND DESCRIPTIONS**

FUND	FLA. STATUTE	REV:	SOURCES AND USES
186 RECYCLING OPERATING FUND	129.02 (4) F.S.	EXP:	Garbage Franchise, Grants County Recycling Program
<u>DEBT SERVICE FUNDS</u>			
201-282 INTEREST & SINKING FUNDS	129.02 (5) F.S.	REV: EXP:	Ad Valorem Taxes, State Revenue Sharing, Special Assessments Debt Service on Bonds
<u>CAPITAL PROJECT FUNDS</u>			
301 S. COUNTY REGIONAL STADIUM	129.02 (4) F.S.	REV:	Bond Proceeds, Donations South County Annex
302 EROSION CAPITAL FUND	129.02 (4) F.S.	REV: EXP:	Cash Balance from Bond Proceeds, Grants Erosion Control Capital Projects
304 COMMUNICATIONS SYSTEM FUND	129.02 (4) F.S.	REV: EXP:	Additional Traffic Fine New Communications system
305 BEACH BOND	129.02 (4) F.S.	REV: EXP:	Cash Balance from Bond Proceeds Beach Acquisition & Capital Improvements
310 IMPACT FEES FUND	129.02 (4) F.S.	REV: EXP:	Impact Fees Parks, Libraries, Public Building and Correctional Building
315 COUNTY BUILDING FUND	129.02 (4) F.S.	REV: EXP:	Cash Balance from Bond Proceeds Sheriff's Administration Bldg, ADA Improvements, Capital projects as approved by BOCC
316 COUNTY/TRANSPORTATION CAPITAL	129.02 (4) F.S.	REV: EXP:	Franchise Fees, Gas taxes Capital Transportation Projects, Parks Capital Projects, Capital projects as approved by BOCC
330-339 CAPITAL MSBU FUNDS	129.02 (4) F.S.	REV: EXP:	Bond Proceeds, Special Assessments MSBU Capital costs
342 PORT DEVELOPMENT FUND	129.02 (4) F.S.	REV: EXP:	Cash Balance from Bond Proceeds Port Development
352 SHI WASTE WATER TREATMENT	129.02 (4) F.S.	REV: EXP:	Cash Balance from Bond Proceeds Construction of waste and water treatment plant
362 SPORT COMPLEX IMPROVEMENT	129.02 (4) F.S.	REV: EXP:	Cash Balance from Bond Proceeds Sports Complex improvements

**ST. LUCIE COUNTY
FUND DESCRIPTIONS**

FUND	FLA. STATUTE	REV:	SOURCES AND USES
382 ENVIRONMENTAL LAND	129.02 (4) F.S.	EXP:	Bond Proceeds Environmental Land Acquisition
390-399 CAPITAL MSBU FUNDS	129.02 (4) F.S.	EXP:	Bond Proceeds, Special Assessments MSBU Capital costs
<u>ENTERPRISE FUNDS</u>			
401-402 S.L.C. LANDFILL	129.02 (4) F.S.	EXP:	Landfill fees, Garbage Franchise, Grants Landfill operations, capital, reserves, debt service
418 GOLF COURSE	129.02 (4) F.S.	EXP:	Golf Course User Fees, Sales Golf Course Operations
421-452 UTILITY FUNDS	129.02 (4) F.S.	EXP:	Utility User Fees, Bond Proceeds Utility operations, capital
461 SPORTS COMPLEX	129.02 (4) F.S.	EXP:	Sports Complex operating revenues, 2-cent Tourism Tax (transfer from Fund 610) Sports Complex operations, maintenance, and payment to SLW
471-479 UTILITY FUNDS	129.02 (4) F.S.	EXP:	Utility User Fees, Bond Proceeds Utility operations, capital
491 BUILDING CODE FUND	129.02 (4) F.S.	EXP:	Permit Fees Code Compliance(Building Inspections)
<u>INTERNAL SERVICE FUNDS</u>			
501 INFORMATION TECHNOLOGY FUND	129.02 (4) F.S.	EXP:	Fund Balance Transfer to General Fund
505 INSURANCE & LOSS FUND	129.02 (4) F.S.	EXP:	Charges to departments, and constitutional officers Health and Life Programs, Property, Workers Compensation, and Liability coverage
510 SERVICE GARAGE FUND	129.02 (4) F.S.	EXP:	Fund Balance Transfer to General Fund

**ST. LUCIE COUNTY
FUND DESCRIPTIONS**

FUND	FLA. STATUTE	REV:	SOURCES AND USES
<u>TRUST AND AGENCY FUNDS</u>			
610 TWO-CENT TOURISM TRUST FUND	129.02 (4) F.S.	REV: Two-cent Tourism Tax EXP: Transfer to 461 for Sports Complex Operations & Debt	
611 ONE-CENT TOURISM TRUST FUND	129.02 (4) F.S.	REV: One-cent Tourism Tax EXP: Tourism Division Salaries & Promotions	
615 IMPACT FEES	129.02 (4) F.S.	REV: Impact Fees EXP: Transfer to 101 for Road projects, Disbursement of other agency fees	
620 LAW ENFORCEMENT TRUST FUND	129.02 (4) F.S.	REV: Confiscated Property EXP: Sheriff	
625 LAW LIBRARY	129.02 (4) F.S.	REV: Law Library Fees EXP: Law Library Operations and books	
660 J & J UTILITIES	129.02 (4) F.S.	REV: Utility User Fees EXP: Utility operations	
670-690 CAPITAL MSBU FUNDS	129.02 (4) F.S.	REV: Bond Proceeds, Special Assessments EXP: MSBU Capital costs	
TOTAL FUNDS OF ST. LUCIE COUNTY :	230		

FUND SOURCES & USES are listed in major revenue/expenditure order for each fund.

FUNDS 501 AND 510 ARE BEING CLOSED TO THE GENERAL FUND IN ORDER TO COMPLY WITH GASB STATEMENT 34

ST. LUCIE COUNTY BOARD OF COUNTY COMMISSIONERS
BUDGET BY FUND
FISCAL YEAR 2001-02

FUND NAME	FUND #	1998-99 BUDGET	1998-99 ACTUAL	1999-00 BUDGET	1999-00 ACTUAL	2000-01 BUDGET	2000-01 ACTUAL	2001-02 BUDGET	%
GENERAL FUND	001	44,172,464	29,891,622	50,943,312	34,494,720	54,102,209	30,761,964	62,935,756	16%
TRANSPORTATION TRUST FUND	101	25,374,262	10,891,320	25,421,083	9,552,524	29,530,441	10,177,051	30,660,348	4%
UNINCORPORATED SERVICES FUND	102	5,255,800	2,672,660	5,951,883	2,890,713	7,016,758	3,442,750	7,589,924	8%
LAW ENFORCEMENT MSTU	103	492,031	403,734	1,328,867	1,174,564	1,463,403	48,001	1,384,513	-5%
GRANTS AND DONATIONS FUND	104	623,787	543,849	280,578	109,380	306,059	150,693	298,770	-2%
LIBRARY SPECIAL GRANTS FUND	105	735,198	536,851	468,174	339,883	451,622	317,119	346,589	-23%
ADDITIONAL COURT COSTS FUND	106	218,500	303,698	206,150	293,589	255,400	246,839	229,000	-10%
FINE AND FORFEITURE FUND	107	46,833,309	39,579,231	47,339,396	42,960,633	48,242,366	44,621,405	49,273,346	2%
ARTS SPECIAL FUND	108	4,546	0	4,783	0	4,876	0	5,461	12%
DRUG ABUSE FUND	109	28,224	0	37,544	28,840	17,809	15,141	9,140	-49%
RIVER PARK I FUND	111	42,513	33,334	41,834	32,955	41,970	29,961	39,636	-6%
RIVER PARK II FUND	112	7,965	6,168	8,828	6,659	8,463	6,002	7,983	-6%
HARMONY HEIGHTS 3 FUND	113	3,921	2,627	3,586	2,578	3,449	2,568	3,132	-9%
HARMONY HEIGHTS 4 FUND	114	8,063	6,341	9,722	5,763	8,393	5,674	6,738	-20%
SHERATON PLAZA FUND	115	7,978	5,718	8,012	5,106	8,320	5,093	6,599	-21%
SUNLAND GARDENS FUND	116	9,694	6,445	9,055	6,365	8,455	6,274	7,646	-10%
SUNRISE PARK FUND	117	2,440	1,604	2,192	1,695	1,972	1,562	1,936	-2%
PARADISE PARK	118	13,117	9,200	12,563	9,338	11,159	8,179	10,855	-3%
HOLIDAY PINES FUND	119	12,672	9,309	11,629	9,102	11,432	9,212	11,287	-1%
THE GROVE FUND	120	2,497	1,825	2,380	1,813	2,275	1,753	2,335	3%
BLAKELY SUBDIVISION FUND	121	1,310	941	1,128	843	1,162	646	861	-26%
INDIAN RIVER ESTATES FUND	122	15,895	11,061	13,902	10,866	13,773	9,968	13,368	-3%
QUEENS COVE LIGHTING DISTRICT	123	4,644	3,270	4,095	3,195	4,025	3,208	3,932	-2%
LONGWOOD ESTATES FUND	124	2,234	0	2,348	0	2,493	0	2,753	10%
THE WOODS FUND	125	6,385	0	6,713	0	7,127	0	7,871	10%
SOUTHERN OAK ESTATES LIGHTING	126	2,120	1,430	1,839	1,420	1,836	1,284	1,706	-7%
PINE HOLLOW STREET LIGHTING MSTU	127	0	0	0	0	8,400	3,053	5,682	-32%
KINGS HWY INDUSTRIAL PARK LIGHTINC	128	0	0	0	0	16,500	9,171	26,425	60%
TWIN OAKS TRAIL ACCESS MSBU	132	3,305	3,291	2,829	2,808	4,206	4,014	0	-100%
FFA ROAD MSBU FUND	133	13	13	0	0	0	0	0	n/a
MONTE CARLO LIGHTING MSTU #4	136	23,165	16,919	22,461	16,155	22,869	16,517	20,002	-13%
PALM LAKE GARDENS MSTU FUND	138	1,763	1,373	1,709	1,359	1,730	1,349	1,622	-6%
PALM GROVE FUND	139	10,374	8,629	10,862	8,525	10,627	7,741	10,276	-3%
PORT AND AIRPORT	140	10,794,895	3,540,395	7,821,861	1,368,784	10,243,467	947,683	11,001,504	7%
PORT MSBU DEVELOPMENT FUND	142	152,127	29,075	151,734	29,168	152,384	29,243	153,115	0%

ST. LUCIE COUNTY BOARD OF COUNTY COMMISSIONERS
BUDGET BY FUND
FISCAL YEAR 2001-02

FUND NAME	FUND #	1998-99 BUDGET	1998-99 ACTUAL	1999-00 BUDGET	1999-00 ACTUAL	2000-01 BUDGET	2000-01 ACTUAL	2001-02 BUDGET	%
MOSQUITO CONTROL FUNDS	145	3,658,983	1,896,327	6,731,296	5,538,721	3,150,075	1,944,591	2,763,597	-12%
MOSQUITO CONTROL STATE FUNDS	146	160,341	131,973	34,000	26,629	34,000	32,143	34,000	0%
MOSQUITO STATE II FUND	147	0	0	0	0	0	0	0	n/a
RAD	160	235,661	211,025	240,862	222,440	220,000	188,871	225,000	2%
COURT FACILITIES	170	346,198	86,727	365,122	15,182	510,152	0	641,322	26%
COURT FACILITIES FUND	171	2,040	0	2,448	0	7,979	0	21,100	164%
HOUSING AUTHORITY	181	34,105	6,361	34,705	4,273	37,083	2,449	57,095	54%
ENVIRONMENTAL LANDS	182	68,464	9,096	55,757	0	61,538	0	64,945	6%
COURT ADMINISTRATOR	183	846,917	475,023	1,273,549	676,885	1,483,844	711,454	1,496,010	1%
EROSION DISTRICT	184	7,584,297	4,073,318	2,679,391	1,043,185	3,557,802	790,034	4,538,776	28%
SHIP	185	1,089,434	655,975	1,315,294	1,114,288	786,228	325,955	903,124	15%
RECYCLING OPERATING FUND	186	280,697	207,606	293,041	190,679	388,840	126,916	294,000	-24%
S. COUNTY REGIONAL STADIUM	201	0	0	0	2,316	85,586	66,185	54,704	-36%
EROSION BOND I & S FUND	202	76,003	58,795	17,525	13,467	5,000	4	5,450	9%
COMMUNICATION SYSTEM I & S FUND	204	0	0	23,578	199,791	1,215,007	980,293	1,219,259	0%
BEACH BOND I & S FUND	205	1,256,186	1,065,247	1,329,289	1,071,427	1,300,606	1,081,552	1,380,314	6%
5YR BUILDING BOND I & S FUND	215	4,232,678	2,885,703	4,644,568	2,885,745	5,806,636	2,887,683	6,063,305	4%
JAIL BOND I & S FUND	220	137,896	11	148,690	5	157,839	4	168,384	7%
LAKWOOD PARK MSBU I & S FUND	230	0	0	0	0	0	0	0	n/a
WAGNER PLACE I & S FUND	231	0	0	0	0	0	0	0	n/a
F.F.A. ROAD I & S FUND	233	0	0	0	0	0	0	0	n/a
BECKER ROAD I&S FUND	235	544,778	430,957	435,334	402,185	559,066	367,789	714,690	28%
PORT I&S FUND	242	455,418	301,205	592,320	305,574	599,660	307,916	617,771	3%
SPECIAL ASSESSMENT - SHI I&S FUND	252	0	0	0	0	0	0	0	n/a
TOURISM DVE 4TH CENT I & S FUND	262	453,703	225,408	643,916	563,310	504,159	469,140	653,569	30%
ENVIRONMENTAL LAND I & S FUND	282	12,666,339	10,206,145	4,433,265	1,624,510	5,034,961	1,625,413	5,047,204	0%
S. COUNTY REGIONAL STADIUM	301	0	0	411,500	208,537	368,667	354,313	37,000	-90%
EROSION CONTROL FUND	302	0	0	0	0	0	0	0	n/a
COMMUNICATIONS SYSTEM	304	11,696,422	5,623,028	15,109,389	2,918,679	3,460,134	2,364,876	870,146	-75%
BEACH BOND	305	307,577	9,960	316,518	45,798	283,289	43,272	252,017	-11%
IMPACT FEE FUNDS	310	2,300,055	77,054	3,240,201	1,294,539	3,413,001	592,635	3,878,677	14%
COUNTY BUILDING BOND FUND	315	3,351,990	2,271,136	1,116,138	297,998	829,340	87,102	783,890	-5%
COUNTY & TRANSPORTATION CAPITAL	316	6,062,699	1,443,101	7,512,274	2,686,278	9,461,756	3,483,496	15,770,333	67%
LAKWOOD PARK FUND	330	20,908	(1)	22,162	0	23,529	16,930	12,769	-46%
TWIN OAK TRAIL ACCESS FUND	332	5,256	0	5,543	0	5,885	6,152	6,382	8%
F.A.A. ROAD FUND	333	11,493	0	0	0	0	0	0	n/a
DRIFTWOOD MANOR FUND	334	14	0	0	0	0	0	0	n/a
BECKER ROAD ASSESSMENT CAPITAL	335	197,586	2,627	204,918	10,000	205,998	45,310	213,198	3%
KING ORANGE MSBU	336	152	0	159	159	0	0	0	n/a

ST. LUCIE COUNTY BOARD OF COUNTY COMMISSIONERS
BUDGET BY FUND
FISCAL YEAR 2001-02

FUND NAME	FUND #	1998-99 BUDGET	1998-99 ACTUAL	1999-00 BUDGET	1999-00 ACTUAL	2000-01 BUDGET	2000-01 ACTUAL	2001-02 BUDGET	%
LOST TREE ESTATES CAPITAL FUND	337	24,000	42,854	5,220	6,822	0	(86)	0	n/a
ANITA STREET CAPITAL FUND	338	71,193	52,950	19,513	20,309	0	0	0	n/a
TIMBERLAKE ESTATES MSBU	339	190,367	227,698	2,524	2,619	0	0	0	n/a
PORT DEVELOPMENT CAPITAL FUND	342	174,710	0	192,725	0	204,587	0	214,539	5%
SHI WSTEWATER TREATMENT	352	1,509,429	1,074,101	510,829	176,324	324,306	215,885	369,550	14%
SPORTS COMPLEX IMPROV FUND	362	204,760	200,898	412,739	6,000	419,565	398,748	119,504	-72%
ENVIRONMENTAL LAND CAPITAL	382	6,808,804	1,877,239	7,192,504	1,482,290	6,653,663	911,517	9,750,610	47%
BRIARGATE MSBU CAPITAL	388	0	0	0	0	54,504	24,028	34,000	-38%
ROUSE ROAD MSBU CAPITAL	389	0	0	0	0	227,214	45,625	87,713	-61%
TREASURE COVE/OCEAN HARBOR S	390	37,683	2,500	37,142	2,038	37,762	31,568	83,944	122%
NORTH AIA MSBU CAPITAL	391	0	0	94,227	70,717	2,500	0	0	-100%
IDEAL HOLDING ROAD MSBU	392	279,000	32,935	285,767	362,634	30,734	18,783	0	-100%
WESTGLEN MSBU CAPITAL	393	0	0	285,685	398,736	61,689	4,592	0	-100%
RAINTREE FOREST MSBU CAPITAL	394	0	0	144,268	133,514	29,284	0	0	-100%
RIVER BRANCH MSBU CAPITAL	395	0	0	11,000	3,550	11,650	9,451	18,640	60%
LENNARD ROAD 1 ROADWAY CAPITAL	396	0	0	0	0	400,000	16,458	412,604	3%
LENNARD ROAD 2 WATER CAPITAL	397	0	0	0	0	75,000	3,162	78,189	4%
LENNARD ROAD 3 SEWER CAPITAL	398	0	0	0	0	35,000	1,528	36,497	4%
SANITARY LANDFILL	401	24,270,763	5,239,208	27,547,031	5,114,924	24,496,844	11,221,551	23,441,700	-4%
LANDFILL CAPITAL	402	60	0	0	0	0	0	0	n/a
GOLF COURSE	418	2,075,115	1,679,947	2,415,176	1,555,524	2,606,458	1,247,344	2,794,215	7%
HEW UTILITIES	421	86,317	71,115	61,241	53,228	61,241	43,988	61,241	0%
NO. HUTCHINSON UTILITIES	441	2,339,427	1,706,954	2,507,920	1,822,802	2,228,630	1,392,137	3,049,800	37%
NO. HUTHINSON CAPITAL	442	61,486	64,389	0	0	0	0	0	n/a
NO. HUTCHINSON R&R	448	365,466	46,031	426,180	3,107	511,400	77,354	508,440	-1%
NO. HUTCHINSON CAPITAL	449	1,007,405	6,497	1,319,892	0	1,471,998	3,686	1,660,200	13%
SO. HUTCHINSON UTIITIES FUND	451	1,962,105	1,740,867	2,077,057	1,536,981	2,522,230	1,048,487	2,600,526	3%
SO. HUTCHINSON UTIL CAP IMP FUND	452	0	0	0	0	0	0	0	n/a
SPORTS COMPLEX	461	1,181,927	1,616,581	1,153,820	1,690,011	1,347,298	1,118,388	1,503,808	12%
SPORTS COMPLEX IMPROVEMENT FUND	462	0	0	0	0	0	0	0	n/a
HOLIDAY PINES UTILITIES	471	5,882,556	162,045	1,251,384	819,411	944,657	786,926	1,164,350	23%
HOLIDAY PINES RENEWAL REPLACE	478	0	0	50,000	0	390,493	4,119	327,750	-16%
HOLIDAY PINES CAPITAL FACILITIES	479	0	0	52,290	7,314	61,964	22,483	68,049	10%
BUILDING CODE FUND	491	1,105,696	697,520	1,193,904	695,471	1,852,539	971,383	2,618,275	41%
INFORMATION TECHNOLOGY	501	4,834,506	3,802,697	4,791,413	3,887,360	5,770,043	4,122,013	1,026,682	-82%
INSURANCE & LOSS	505	9,381,236	6,757,895	9,218,176	7,831,452	8,038,619	7,753,084	8,356,560	4%
SERVICE GARAGE	510	1,677,811	1,259,510	1,571,157	1,446,857	1,410,701	1,420,172	0	-100%
TOURIST DEVELOPMENT	610	723,376	1,301,216	938,456	871,096	1,271,913	720,497	928,560	-27%

**ST. LUCIE COUNTY BOARD OF COUNTY COMMISSIONERS
BUDGET BY FUND
FISCAL YEAR 2001-02**

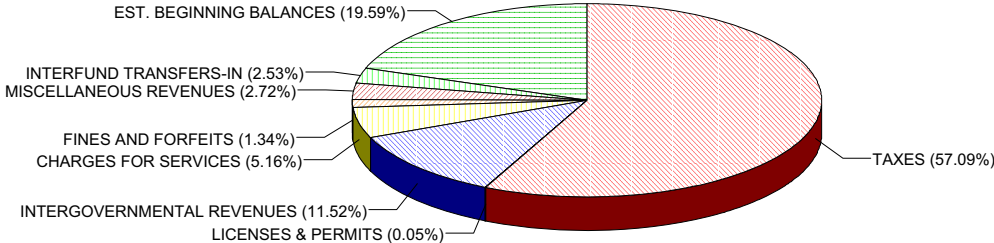
FUND NAME	FUND #	1998-99 BUDGET	1998-99 ACTUAL	1999-00 BUDGET	1999-00 ACTUAL	2000-01 BUDGET	2000-01 ACTUAL	2001-02 BUDGET	%
TOURIST DEVELOPMENT-ADVERTISING	611	512,018	361,464	572,434	388,231	616,509	332,417	532,416	-14%
LAW ENFORCEMENT TRUST FUND	620	807,624	233,606	678,757	0	873,765	371,499	1,116,158	28%
LAW LIBRARY	625	143,260	158,097	150,000	146,891	177,378	160,884	275,220	55%
PORT ST. LUCIE UTILITY RESTR.	645	12,062,556	11,534,300	0	0	0	0	0	n/a
J & J UTILITIES	660	0	8,445	0	0	0	0	0	n/a
SLC ART IN PUBLIC PLACES TRUST FUND	665	0	0	0	0	59,868	0	129,156	116%
SLC ECONOMIC DEVELOPMENT	666	0	0	0	0	0	1,337	188,000	n/a
LAKESWOOD PARK MSBU	670	595,942	0	0	0	0	0	0	n/a
WAGNER PLACE	671	11,500	0	12,250	0	1,261	0	0	-100%
F.F.A. ROAD	672	21,363	0	20,388	0	19,413	0	17,438	-10%
SOUTH HUTCHINSON	673	1,064,541	0	733,310	0	692,738	0	692,738	0%
DRIFWOOD MANOR	674	17,455	0	15,615	0	15,985	0	15,785	-1%
KING ORANGE MSBU	676	19,375	0	16,125	0	9,750	0	9,750	0%
LOST TREE ESTATES	677	23,256	0	0	0	2,754	0	2,754	0%
ANITA STREET MSBU	678	32,794	0	0	0	1,921	0	2,056	7%
TIMBERLAKE ESTATES MSBU	679	176,928	0	0	0	14,805	0	14,805	0%
TREASURE COVE/OCEAN HARBOR	690	40,213	0	0	0	0	0	0	n/a
NORTH AIA MSBU	691	0	0	0	0	0	0	9,889	n/a
IDEAL HOLDING ROAD MSBU	692	0	0	0	0	26,744	0	10,594	-60%
WESTGLEN MSBU	693	0	0	0	0	34,695	0	16,773	-52%
RAINTREE FOREST MSBU	694	0	0	0	0	0	0	7,127	n/a
TOTAL BUDGET:		274,735,524	162,835,299	261,333,923	147,268,164	261,647,162	144,294,593	277,224,747	6%

GENERAL FUND AND FINE & FORFEITURE

GENERAL AND FINE & FORFEIT FUND REVENUES BY SOURCE

TAXES	\$66,229,992
LICENSES & PERMITS	\$56,200
INTERGOVERNMENTAL REVENUES	\$13,364,079
CHARGES FOR SERVICES	\$5,987,509
FINES AND FORFEITS	\$1,555,500
MISCELLANEOUS REVENUES	\$3,150,774
OTHER FINANCING SOURCES	
INTERFUND TRANSFERS-IN	\$2,931,296
PROCEEDS FROM LOANS/BONDS	\$0
INTERNAL SERVICES	\$0
LESS 5%	(\$3,791,591)
EST. BEGINNING BALANCES	\$22,725,343
TOTAL	112,209,102

GENERAL AND FINE & FORFEITURE REVENUES BY SOURCE

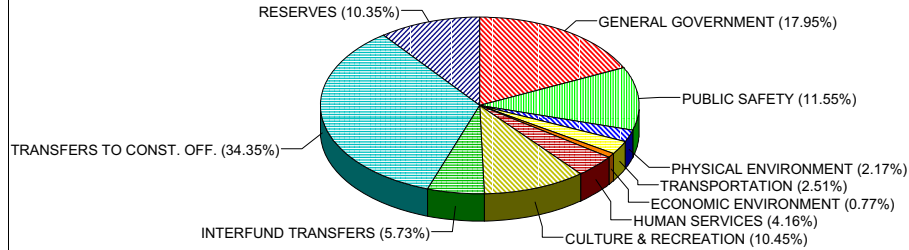


GENERAL FUND AND FINE & FORFEITURE

GENERAL AND FINE & FORFEIT FUND EXPENSES BY FUNCTION

GENERAL GOVERNMENT	\$19,355,024
PUBLIC SAFETY	\$12,458,094
PHYSICAL ENVIRONMENT	\$2,339,332
TRANSPORTATION	\$2,704,265
ECONOMIC ENVIRONMENT	\$835,428
HUMAN SERVICES	\$4,484,127
CULTURE & RECREATION	\$11,266,744
INFORMATION TECHNOLOGY	\$4,374,898
DEBT SERVICE-PRINCIPAL	\$0
DEBT SERVICE-INTEREST & FEES	\$0
<hr/>	
OTHER FINANCING USES	
INTERFUND TRANSFERS	\$6,184,266
TRANSFERS TO CONST. OFF.	\$37,043,492
<hr/>	
RESERVES	\$11,163,432
TOTAL	112,209,102

GENERAL AND FINE & FORFEITURE EXPENDITURES BY FUNCTION

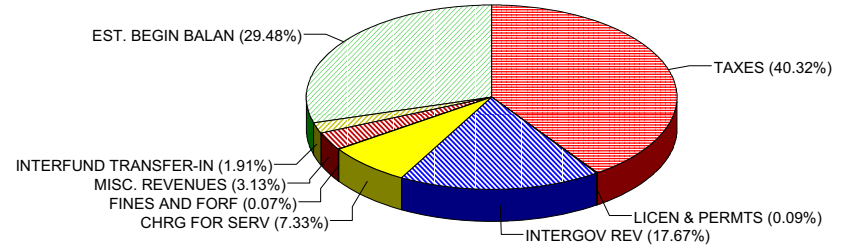


GENERAL FUND - REVENUES BY SOURCE - EXPENDITURES BY FUNCTION

GENERAL FUND REVENUES BY SOURCE

TAXES	\$26,056,707
LICENSES & PERMITS	\$56,200
INTERGOVERNMENTAL REVENUES	\$11,418,244
CHARGES FOR SERVICES	\$4,736,009
FINES AND FORFEITS	\$46,000
MISCELLANEOUS REVENUES	\$2,025,690
OTHER FINANCING SOURCES	
INTERFUND TRANSFERS-IN	\$1,231,633
PROCEEDS FROM LOANS/BONDS	\$0
INTERNAL SERVICES	\$0
LESS 5%	(\$1,681,927)
EST. BEGINNING BALANCES	\$19,047,200
TOTAL	62,935,756

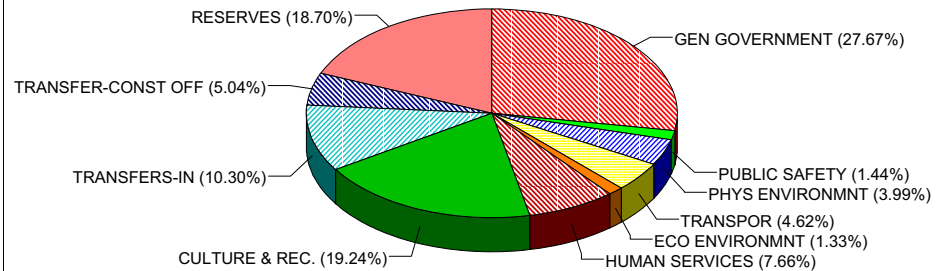
GENERAL FUND REVENUES



GENERAL FUND EXPENDITURES BY SOURCE

GENERAL GOVERNMENT	\$16,201,913
PUBLIC SAFETY	\$843,781
PHYSICAL ENVIRONMENT	\$2,339,332
TRANSPORTATION	\$2,704,265
ECONOMIC ENVIRONMENT	\$779,145
HUMAN SERVICES	\$4,484,127
CULTURE & RECREATION	\$11,266,744
INFORMATION TECHNOLOGY	\$4,374,898
DEBT SERVICE-PRINCIPAL	\$0
DEBT SERVICE-INTEREST & FEES	\$0
OTHER FINANCING USES	
INTERFUND TRANSFERS	\$6,033,862
TRANSFER TO CONSTITUTIONAL	\$2,954,257
RESERVES	10,953,432
TOTAL	62,935,756

GENERAL FUND EXPENDITURES

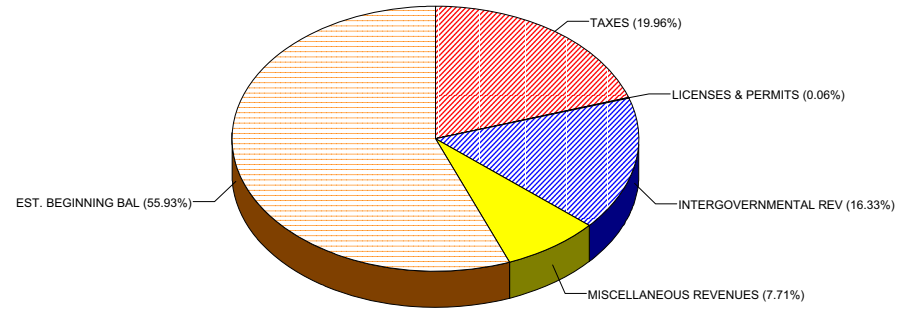


TRANSPORTATION- REVENUES BY SOURCE - EXPENDITURES BY FUNCTION

TRANSPORTATION REVENUES BY SOURCE

TAXES	6,180,105
LICENSES & PERMITS	20,000
INTERGOVERNMENTAL REV	5,057,541
CHARGES FOR SERVICES	0
FINES AND FORFEITS	0
MISCELLANEOUS REVENUES	2,388,904
OTHER FINANCING SOURCES	0
INTERFUND TRANSFERS-IN	300,000
PROCEEDS FROM LOANS/BONDS	0
INTERNAL SERVICES	0
LESS 5%	(605,403)
EST. BEGINNING BAL	17,319,201
TOTAL	30,660,348

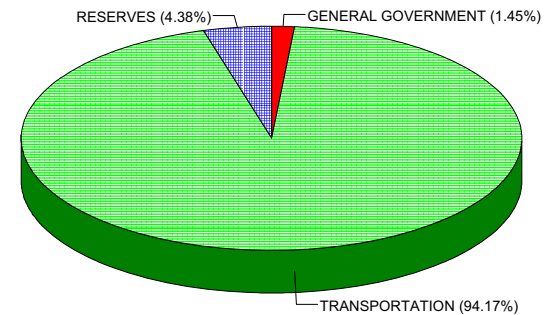
TRANSPORTATION REVENUES



TRANSPORTATION EXPENDITURES BY FUNCTION

GENERAL GOVERNMENT	\$445,700
PUBLIC SAFETY	0
PHYSICAL ENVIRONMENT	0
TRANSPORTATION	28,857,302
ECONOMIC ENVIRONMENT	0
HUMAN SERVICES	0
CULTURE & RECREATION	0
DEBT SERVICE-PRINCIPAL	0
DEBT SERVICE-INTEREST & FEES	0
OTHER FINANCING USES	0
INTERFUND TRANSFERS	15,636
RESERVES	1,341,710
TOTAL	30,660,348

TRANSPORTATION EXPENDITURES

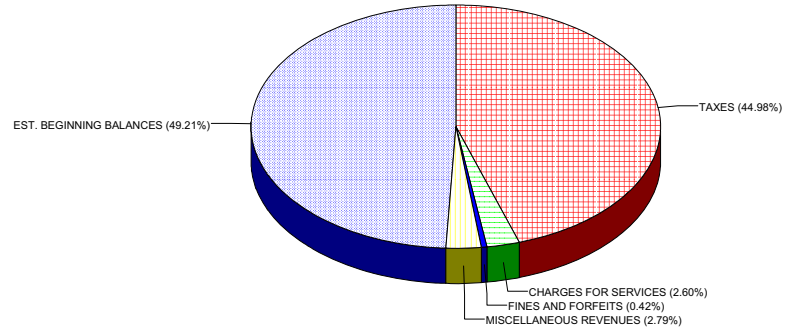


UNINCORPORATED - REVENUES BY SOURCE - EXPENDITURES BY FUNCTION

UNINCORPORATED FUND REVENUES BY SOURCE

TAXES	3,424,817
LICENSES & PERMITS	0
INTERGOVERNMENTAL REVENUES	0
CHARGES FOR SERVICES	198,000
FINES AND FORFEITS	32,000
MISCELLANEOUS REVENUES	212,500
OTHER FINANCING SOURCES	0
INTERFUND TRANSFERS-IN	150,000
PROCEEDS FROM LOANS/BONDS	0
INTERNAL SERVICES	0
LESS 5%	(174,491)
EST. BEGINNING BALANCES	3,747,098
TOTAL	7,589,924

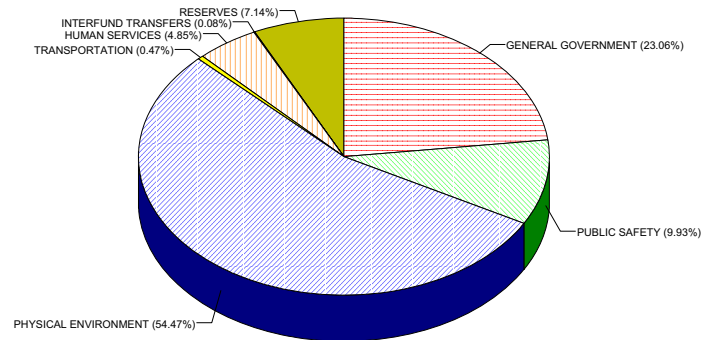
UNINCORPORATED REVENUES



UNINCORPORATED FUND EXPENDITURES BY FUNCTION

GENERAL GOVERNMENT	\$1,750,173
PUBLIC SAFETY	753,803
PHYSICAL ENVIRONMENT	4,133,957
TRANSPORTATION	35,600
ECONOMIC ENVIRONMENT	0
HUMAN SERVICES	368,242
CULTURE & RECREATION	0
DEBT SERVICE-PRINCIPAL	0
DEBT SERVICE-INTEREST & FEES	0
OTHER FINANCING USES	0
INTERFUND TRANSFERS	6,177
RESERVES	541,972
TOTAL	7,589,924

UNINCORPORATED EXPENDITURES

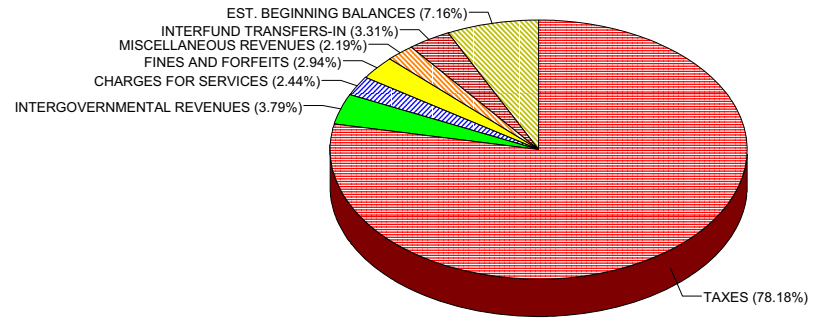


FINE & FORFEITURES - REVENUES BY SOURCE - EXPENDITURES BY FUNCTION

FINE AND FORFEITURES REVENUES BY SOURCE

TAXES	\$40,173,285
LICENSES & PERMITS	0
INTERGOVERNMENTAL REVENUES	1,945,835
CHARGES FOR SERVICES	1,251,500
FINES AND FORFEITS	1,509,500
MISCELLANEOUS REVENUES	1,125,084
OTHER FINANCING SOURCES	0
INTERFUND TRANSFERS-IN	1,699,663
PROCEEDS FROM LOANS/BONDS	0
INTERNAL SERVICES	0
LESS 5%	(2,109,664)
EST. BEGINNING BALANCES	3,678,143
TOTAL	49,273,346

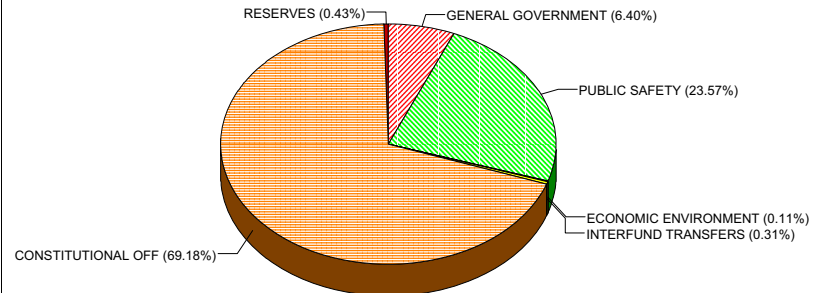
FINE & FORFEITURES REVENUES



FINE AND FORFEITURES EXPENDITURES BY FUNCTION

GENERAL GOVERNMENT	\$3,153,111
PUBLIC SAFETY	11,614,313
PHYSICAL ENVIRONMENT	0
TRANSPORTATION	0
ECONOMIC ENVIRONMENT	56,283
HUMAN SERVICES	0
CULTURE & RECREATION	0
DEBT SERVICE-PRINCIPAL	0
DEBT SERVICE-INTEREST & FEES	0
OTHER FINANCING USES	
INTERFUND TRANSFERS	150,404
CONSTITUTIONAL OFF	34,089,235
RESERVES	210,000
TOTAL	49,273,346

FINE & FORFEITURES EXPENDITURES

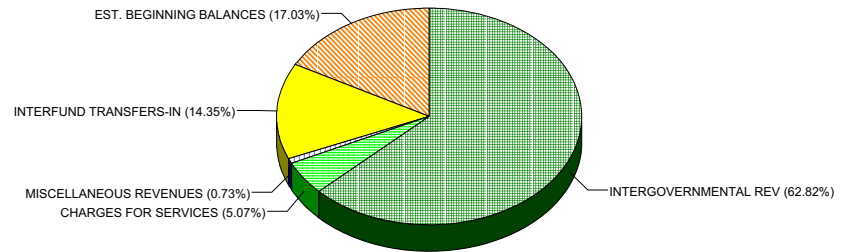


PORT & AIRPORT- REVENUES BY SOURCE - EXPENDITURES BY FUNCTION

PORT & AIRPORT REVENUES BY SOURCE

TAXES	0
LICENSES & PERMITS	0
INTERGOVERNMENTAL REV	6,928,418
CHARGES FOR SERVICES	559,222
FINES AND FORFEITS	0
MISCELLANEOUS REVENUES	80,000
OTHER FINANCING SOURCES	0
INTERFUND TRANSFERS-IN	1,583,090
PROCEEDS FROM LOANS/BONDS	0
INTERNAL SERVICES	0
LESS 5%	(27,426)
EST. BEGINNING BALANCES	1,878,200
TOTAL	11,001,504

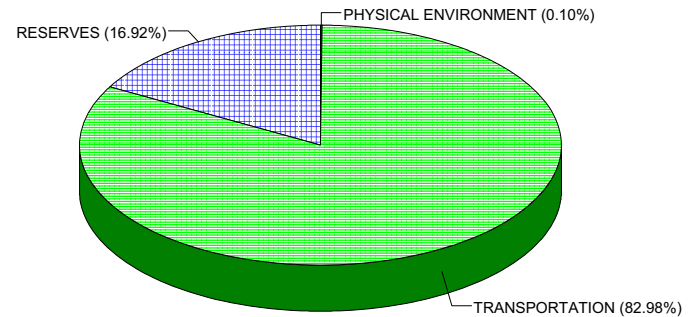
PORT & AIRPORT REVENUES



PORT & AIRPORT EXPENDITURES BY FUNCTION

GENERAL GOVERNMENT	0
PUBLIC SAFETY	0
PHYSICAL ENVIRONMENT	11,000
TRANSPORTATION	9,111,109
ECONOMIC ENVIRONMENT	0
HUMAN SERVICES	0
CULTURE & RECREATION	0
DEBT SERVICE-PRINCIPAL	0
DEBT SERVICE-INTEREST & FEES	0
OTHER FINANCING USES	0
INTERFUND TRANSFERS	21,582
RESERVES	1,857,813
TOTAL	11,001,504

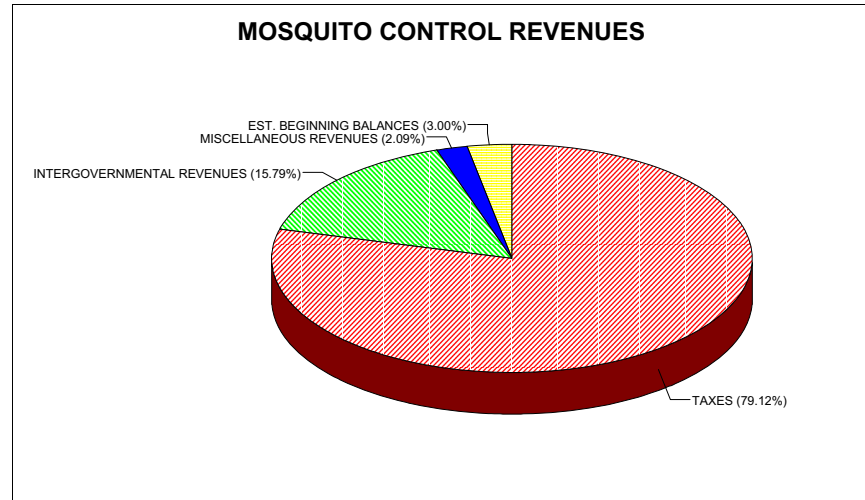
PORT & AIRPORT EXPENDITURES



MOSQUITO CONTROL - REVENUES BY SOURCE - EXPENDITURES BY FUNCTION

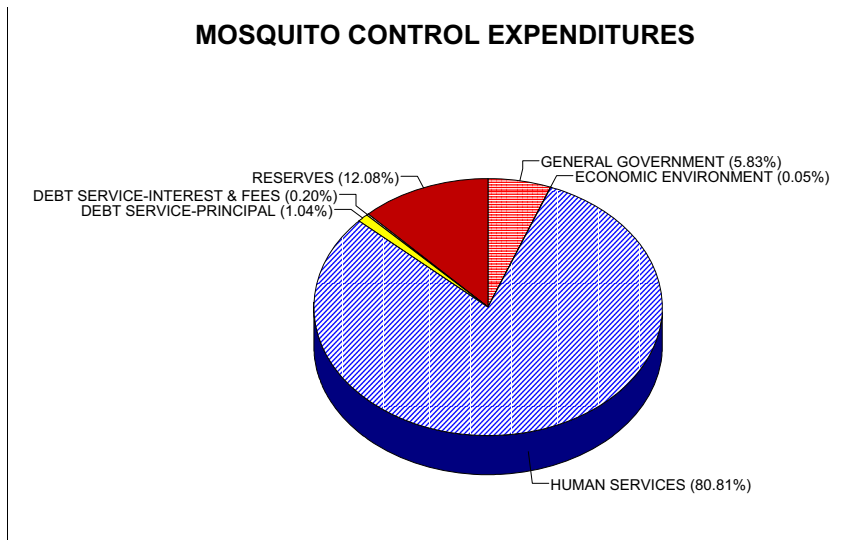
MOSQUITO CONTROL REVENUES BY SOURCE

TAXES	\$2,307,048
LICENSES & PERMITS	0
INTERGOVERNMENTAL REVENUES	460,540
CHARGES FOR SERVICES	0
FINES AND FORFEITS	0
MISCELLANEOUS REVENUES	61,000
OTHER FINANCING SOURCES	0
INTERFUND TRANSFERS-IN	0
PROCEEDS FROM LOANS/BONDS	0
INTERNAL SERVICES	0
LESS 5%	(118,402)
EST. BEGINNING BALANCES	87,411
TOTAL	2,797,597



MOSQUITO CONTROL EXPENDITURES BY SOURCE

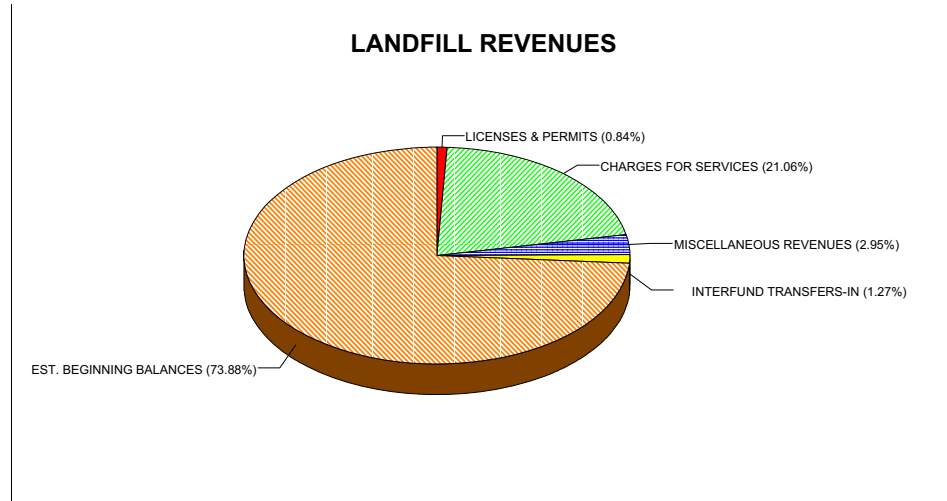
GENERAL GOVERNMENT	\$163,033
PUBLIC SAFETY	0
PHYSICAL ENVIRONMENT	0
TRANSPORTATION	0
ECONOMIC ENVIRONMENT	1,400
HUMAN SERVICES	2,260,726
CULTURE & RECREATION	0
DEBT SERVICE-PRINCIPAL	28,991
DEBT SERVICE-INTEREST & FEES	5,488
OTHER FINANCING USES	0
INTERFUND TRANSFERS	0
RESERVES	337,959
TOTAL	2,797,597



LANDFILL FUND- REVENUES BY SOURCE - EXPENDITURES BY FUNCTION

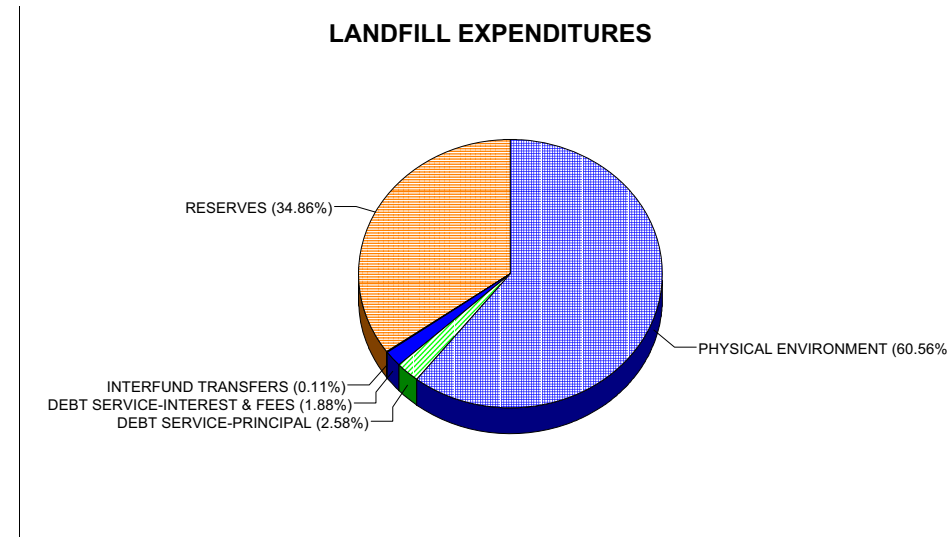
LANDFILL FUND REVENUES BY SOURCE

TAXES	\$0
LICENSES & PERMITS	200,000
INTERGOVERNMENTAL REVENUES	0
CHARGES FOR SERVICES	5,000,000
FINES AND FORFEITS	0
MISCELLANEOUS REVENUES	700,000
OTHER FINANCING SOURCES	
INTERFUND TRANSFERS-IN	301,000
PROCEEDS FROM LOANS/BONDS	0
INTERNAL SERVICES	0
LESS 5%	(295,000)
EST. BEGINNING BALANCES	17,535,700
TOTAL	23,441,700



LANDFILL FUND EXPENDITURES BY FUNCTION

GENERAL GOVERNMENT	\$0
PUBLIC SAFETY	0
PHYSICAL ENVIRONMENT	14,196,968
TRANSPORTATION	0
ECONOMIC ENVIRONMENT	0
HUMAN SERVICES	0
CULTURE & RECREATION	0
DEBT SERVICE-PRINCIPAL	605,000
DEBT SERVICE-INTEREST & FEES	440,545
OTHER FINANCING USES	
INTERFUND TRANSFERS	26,579
RESERVES	8,172,608
TOTAL	23,441,700

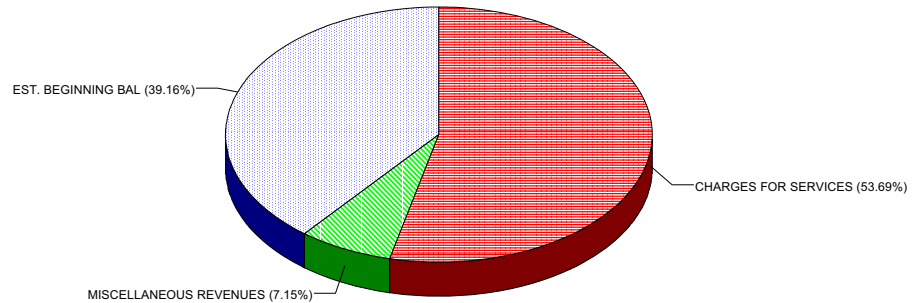


GOLF COURSE FUND - REVENUES BY SOURCE - EXPENDITURES BY FUNCTION

GOLF COURSE FUND REVENUES BY SOURCE

TAXES	\$0
LICENSES & PERMITS	0
INTERGOVERNMENTAL REVENUES	0
CHARGES FOR SERVICES	1,547,000
FINES AND FORFEITS	0
MISCELLANEOUS REVENUES	206,000
OTHER FINANCING SOURCES	
INTERFUND TRANSFERS-IN	0
PROCEEDS FROM LOANS/BONDS	0
INTERNAL SERVICES	0
LESS 5%	(87,000)
EST. BEGINNING BAL	1,128,215
TOTAL	2,794,215

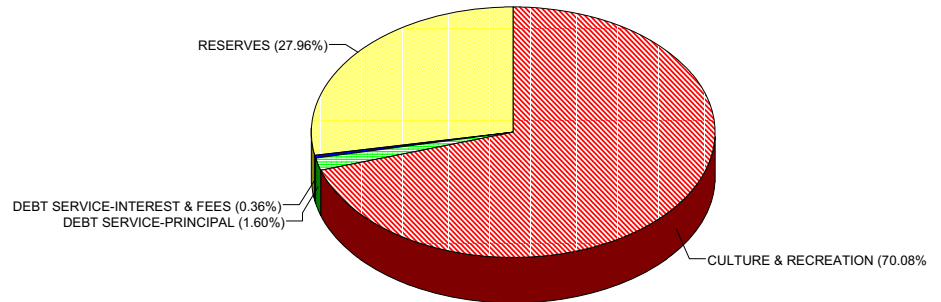
GOLF COURSE FUND REVENUES



GOLF COURSE FUND EXPENDITURES BY FUNCTION

GENERAL GOVERNMENT	0
PUBLIC SAFETY	0
PHYSICAL ENVIRONMENT	0
TRANSPORTATION	0
ECONOMIC ENVIRONMENT	0
HUMAN SERVICES	0
CULTURE & RECREATION	1,958,210
DEBT SERVICE-PRINCIPAL	44,645
DEBT SERVICE-INTEREST & FEES	10,008
OTHER FINANCING USES	
INTERFUND TRANSFERS	0
RESERVES	781,352
TOTAL	2,794,215

GOLF COURSE FUND EXPENDITURES

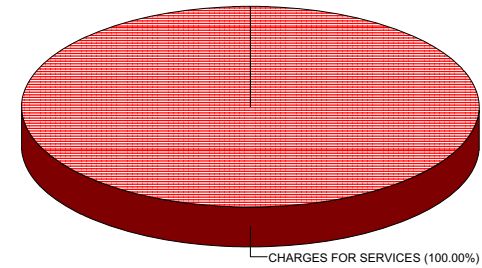


HEW UTILITIES - REVENUES BY SOURCE - EXPENDITURES BY FUNCTION

HEW UTILITIES REVENUES BY SOURCE

TAXES	0
LICENSES & PERMITS	0
INTERGOVERNMENTAL REVENUES	0
CHARGES FOR SERVICES	64,464
FINES AND FORFEITS	0
MISCELLANEOUS REVENUES	0
OTHER FINANCING SOURCES	
INTERFUND TRANSFERS-IN	0
PROCEEDS FROM LOANS/BONDS	0
INTERNAL SERVICES	0
LESS 5%	(3,223)
EST. BEGINNING BALANCES	0
TOTAL	61,241

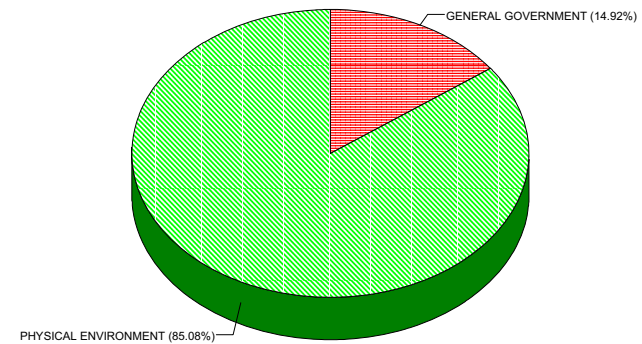
HEW UTILITY REVENUES



HEW UTILITIES EXPENDITURES BY FUNCTION

GENERAL GOVERNMENT	9,138
PUBLIC SAFETY	0
PHYSICAL ENVIRONMENT	52,103
TRANSPORTATION	0
ECONOMIC ENVIRONMENT	0
HUMAN SERVICES	0
CULTURE & RECREATION	0
DEBT SERVICE-PRINCIPAL	0
DEBT SERVICE-INTEREST & FEES	0
OTHER FINANCING USES	
INTERFUND TRANSFERS	0
RESERVES	0
TOTAL	61,241

HEW UTILITY EXPENDITURES

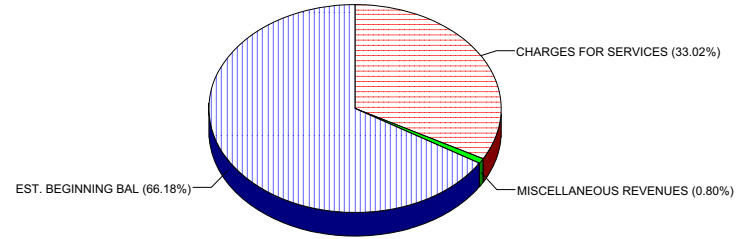


NORTH HUTCHINSON UTILITIES - REVENUES BY SOURCE - EXPENDITURES BY FUNCTION

NORTH HUTCHINSON UTILITIES REVENUES BY SOURCE

TAXES	0
LICENSES & PERMITS	0
INTERGOVERNMENTAL REVENUES	0
CHARGES FOR SERVICES	1,752,000
FINES AND FORFEITS	0
MISCELLANEOUS REVENUES	42,650
OTHER FINANCING SOURCES	0
INTERFUND TRANSFERS-IN	0
PROCEEDS FROM LOANS/BONDS	0
INTERNAL SERVICES	0
LESS 5%	(87,950)
EST. BEGINNING BAL	3,511,740
TOTAL	5,218,440

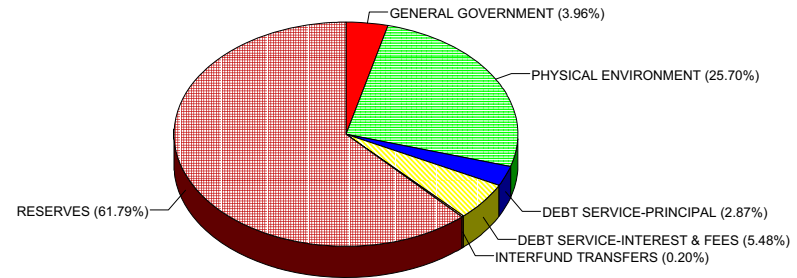
NORTH HUTCHINSON UTILITY REVENUES



NORTH HUTCHINSON UTILITIES EXPENDITURES BY FUNCTION

GENERAL GOVERNMENT	206,784
PUBLIC SAFETY	0
PHYSICAL ENVIRONMENT	1,341,092
TRANSPORTATION	0
ECONOMIC ENVIRONMENT	0
HUMAN SERVICES	0
CULTURE & RECREATION	0
DEBT SERVICE-PRINCIPAL	150,000
DEBT SERVICE-INTEREST & FEES	285,910
OTHER FINANCING USES	0
INTERFUND TRANSFERS	10,343
RESERVES	3,224,311
TOTAL	5,218,440

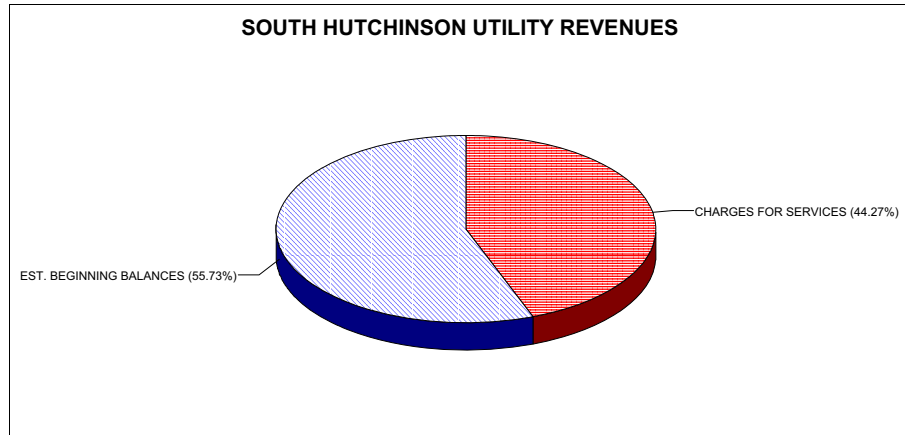
NORTH HUTCHINSON UTILITY EXPENDITURES



SOUTH HUTCHINSON UTILITIES - REVENUES BY SOURCE - EXPENDITURES BY FUNCTION

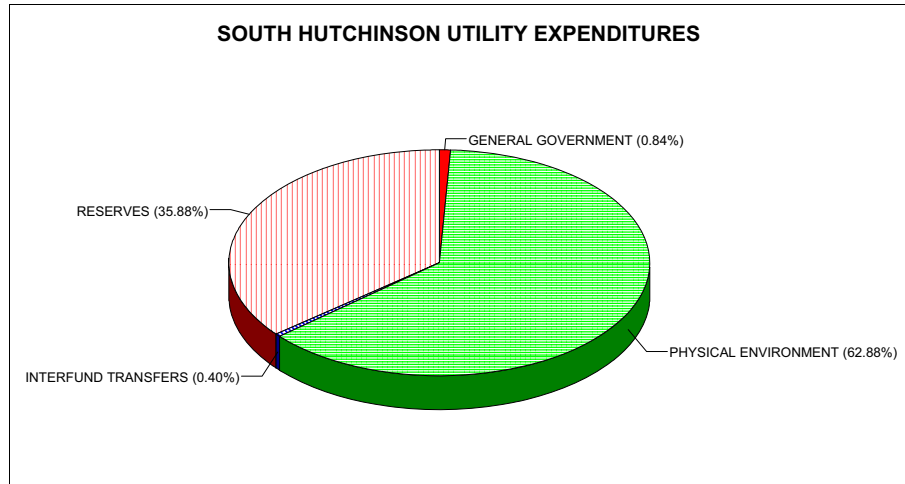
SOUTH HUTCHINSON UTILITIES REVENUES BY SOURCE

INTERGOVERNMENTAL REVENUES	0
LICENSES & PERMITS	0
INTERGOVERNMENTAL REVENUES	0
CHARGES FOR SERVICES	1,177,343
FINES AND FORFEITS	0
MISCELLANEOUS REVENUES	0
OTHER FINANCING SOURCES	
INTERFUND TRANSFERS-IN	0
PROCEEDS FROM LOANS/BONDS	0
INTERNAL SERVICES	0
LESS 5%	(58,867)
EST. BEGINNING BALANCES	1,482,050
TOTAL	2,600,526



SOUTH HUTCHINSON UTILITIES EXPENDITURES BY FUNCTION

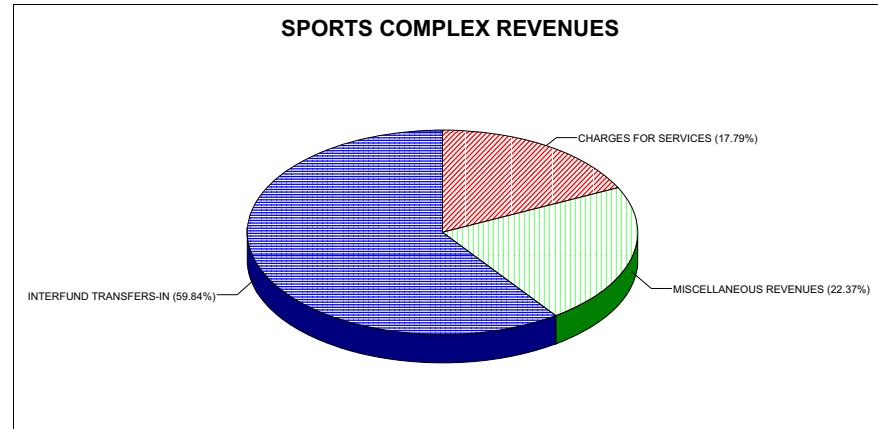
GENERAL GOVERNMENT	21,920
PUBLIC SAFETY	0
PHYSICAL ENVIRONMENT	1,635,156
TRANSPORTATION	0
ECONOMIC ENVIRONMENT	0
HUMAN SERVICES	0
CULTURE & RECREATION	0
DEBT SERVICE-PRINCIPAL	0
DEBT SERVICE-INTEREST & FEES	0
OTHER FINANCING USES	
INTERFUND TRANSFERS	10,343
RESERVES	933,107
TOTAL	2,600,526



SPORTS COMPLEX - REVENUES BY SOURCE - EXPENDITURES BY FUNCTION

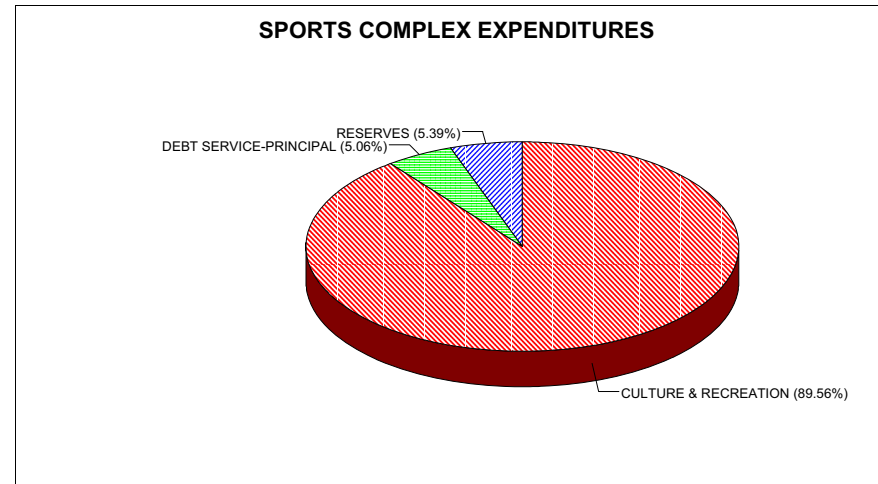
SPORTS COMPLEX REVENUES BY SOURCE

TAXES	\$0
LICENSES & PERMITS	0
INTERGOVERNMENTAL REVENUES	0
CHARGES FOR SERVICES	267,500
FINES AND FORFEITS	0
MISCELLANEOUS REVENUES	336,471
OTHER FINANCING SOURCES	
INTERFUND TRANSFERS-IN	899,837
PROCEEDS FROM LOANS/BONDS	0
INTERNAL SERVICES	0
LESS 5%	0
EST. BEGINNING BALANCES	0
TOTAL	1,503,808



SPORTS COMPLEX EXPENDITURES BY FUNCTION

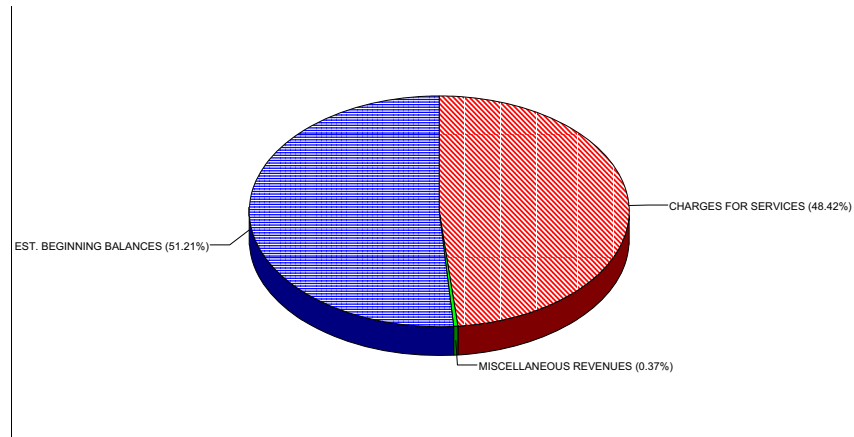
GENERAL GOVERNMENT	\$0
PUBLIC SAFETY	0
PHYSICAL ENVIRONMENT	0
TRANSPORTATION	0
ECONOMIC ENVIRONMENT	0
HUMAN SERVICES	0
CULTURE & RECREATION	1,328,219
DEBT SERVICE-PRINCIPAL	75,000
DEBT SERVICE-INTEREST & FEES	0
OTHER FINANCING USES	
INTERFUND TRANSFERS	20,686
RESERVES	79,903
TOTAL	1,503,808



HOLIDAY PINES UTILITIES - REVENUES BY SOURCE - EXPENDITURES BY FUNCTION

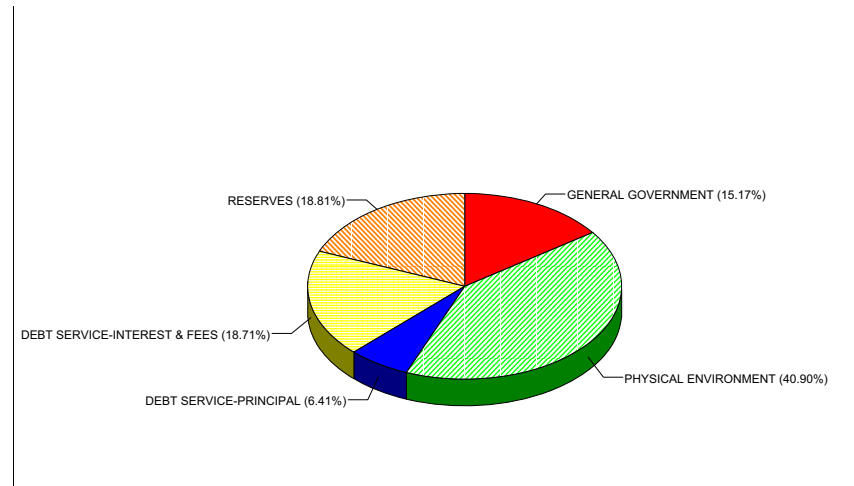
HOLIDAY PINES UTILITIES REVENUES BY SOURCE

INTERGOVERNMENTAL REVENUES	0
LICENSES & PERMITS	0
INTERGOVERNMENTAL REVENUES	0
CHARGES FOR SERVICES	782,730
FINES AND FORFEITS	0
MISCELLANEOUS REVENUES	6,000
OTHER FINANCING SOURCES	0
INTERFUND TRANSFERS-IN	0
PROCEEDS FROM LOANS/BONDS	0
INTERNAL SERVICES	0
LESS 5%	(56,437)
EST. BEGINNING BALANCES	827,856
TOTAL	1,560,149



HOLIDAY PINES UTILITIES EXPENDITURES BY FUNCTION

GENERAL GOVERNMENT	236,656
PUBLIC SAFETY	0
PHYSICAL ENVIRONMENT	638,046
TRANSPORTATION	0
ECONOMIC ENVIRONMENT	0
HUMAN SERVICES	0
CULTURE & RECREATION	0
DEBT SERVICE-PRINCIPAL	100,000
DEBT SERVICE-INTEREST & FEES	291,911
OTHER FINANCING USES	0
INTERFUND TRANSFERS	0
RESERVES	293,536
TOTAL	1,560,149

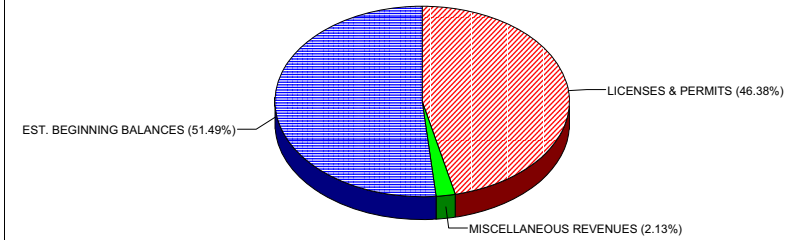


BUILDING CODE- REVENUES BY SOURCE - EXPENDITURES BY FUNCTION

BUILDING CODE REVENUES BY SOURCE

TAXES	\$0
LICENSES & PERMITS	1,240,000
INTERGOVERNMENTAL REVENUES	0
CHARGES FOR SERVICES	0
FINES AND FORFEITS	0
MISCELLANEOUS REVENUES	57,000
OTHER FINANCING SOURCES	
INTERFUND TRANSFERS-IN	0
PROCEEDS FROM LOANS/BONDS	0
INTERNAL SERVICES	0
LESS 5%	(55,525)
EST. BEGINNING BALANCES	1,376,800
TOTAL	2,618,275

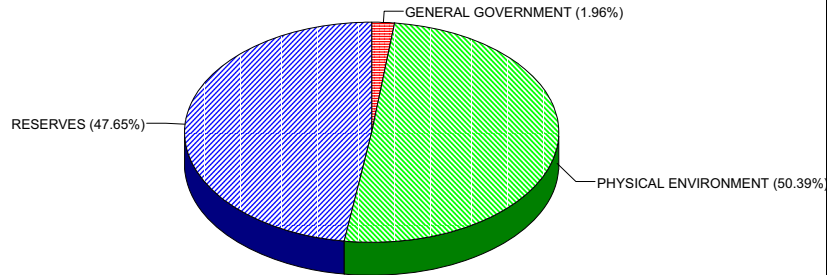
BUILDING CODE REVENUES



BUILDING CODE EXPENDITURES BY FUNCTION

GENERAL GOVERNMENT	51,292
PUBLIC SAFETY	0
PHYSICAL ENVIRONMENT	1,319,414
TRANSPORTATION	0
ECONOMIC ENVIRONMENT	0
HUMAN SERVICES	0
CULTURE & RECREATION	0
DEBT SERVICE-PRINCIPAL	0
DEBT SERVICE-INTEREST & FEES	0
OTHER FINANCING USES	
INTERFUND TRANSFERS	0
RESERVES	1,247,569
TOTAL	2,618,275

BUILDING CODE EXPENDITURES

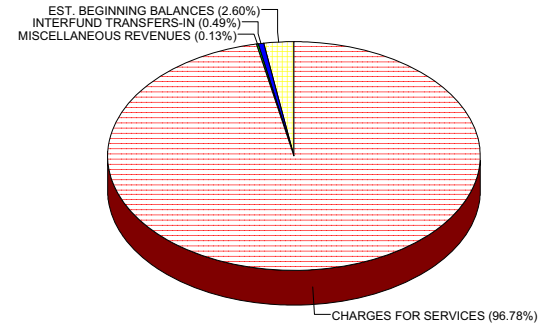


INSURANCE & LOSS - REVENUES BY SOURCE - EXPENDITURES BY FUNCTION

INSURANCE & LOSS REVENUES BY SOURCE

TAXES	\$0
LICENSES & PERMITS	0
INTERGOVERNMENTAL REVENUES	0
CHARGES FOR SERVICES	8,087,710
FINES AND FORFEITS	0
MISCELLANEOUS REVENUES	10,850
OTHER FINANCING SOURCES	0
INTERFUND TRANSFERS-IN	41,000
PROCEEDS FROM LOANS/BONDS	0
INTERNAL SERVICES	0
LESS 5%	0
EST. BEGINNING BALANCES	217,000
TOTAL	8,356,560

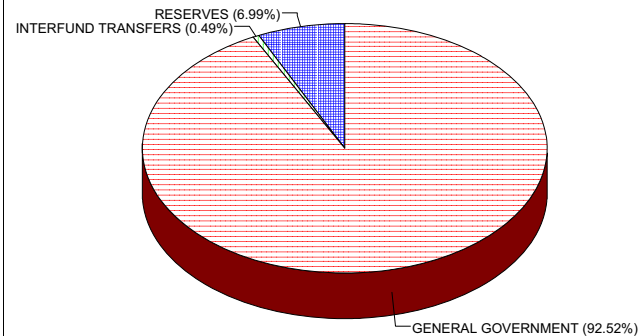
INSURANCE & LOSS REVENUES



INSURANCE & LOSS EXPENDITURES BY FUNCTION

GENERAL GOVERNMENT	\$7,731,549
PUBLIC SAFETY	0
PHYSICAL ENVIRONMENT	0
TRANSPORTATION	0
ECONOMIC ENVIRONMENT	0
HUMAN SERVICES	0
CULTURE & RECREATION	0
DEBT SERVICE-PRINCIPAL	0
DEBT SERVICE-INTEREST & FEES	0
OTHER FINANCING USES	0
INTERFUND TRANSFERS	41,000
RESERVES	584,011
TOTAL	8,356,560

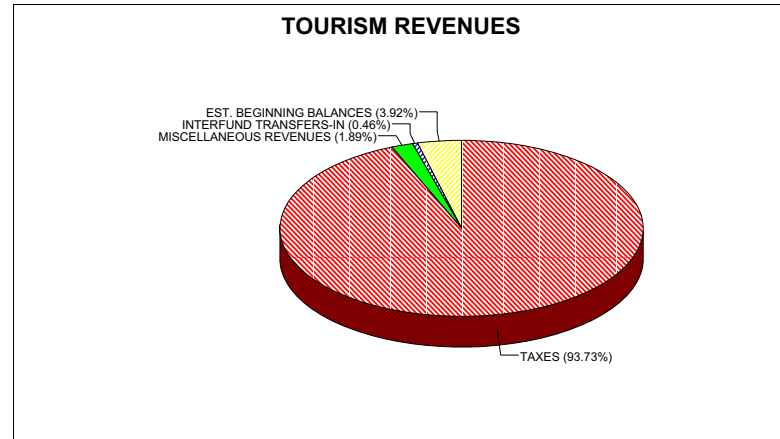
INSURANCE & LOSS EXPENDITURES



TOURIST DEVELOPMENT - REVENUES BY SOURCE - EXPENDITURES BY FUNCTION

TOURIST DEVELOPMENT REVENUES BY SOURCE

TAXES	\$1,436,148
LICENSES & PERMITS	0
INTERGOVERNMENTAL REVENUES	0
CHARGES FOR SERVICES	0
FINES AND FORFEITS	0
MISCELLANEOUS REVENUES	29,000
OTHER FINANCING SOURCES	0
INTERFUND TRANSFERS-IN	7,000
PROCEEDS FROM LOANS/BONDS	0
INTERNAL SERVICES	0
LESS 5%	(71,172)
EST. BEGINNING BALANCES	60,000
TOTAL	1,460,976



TOURIST DEVELOPMENT EXPENDITURES BY FUNCTION

GENERAL GOVERNMENT	\$39,723
PUBLIC SAFETY	0
PHYSICAL ENVIRONMENT	0
TRANSPORTATION	0
ECONOMIC ENVIRONMENT	497,646
HUMAN SERVICES	0
CULTURE & RECREATION	0
DEBT SERVICE-PRINCIPAL	0
DEBT SERVICE-INTEREST & FEES	0
OTHER FINANCING USES	
INTERFUND TRANSFERS	919,837
RESERVES	3,770
TOTAL	1,460,976

