

**ST. LUCIE COUNTY**  
**FUND DEFINITIONS**

**FUND DEFINITIONS:**

An independent fiscal and accounting entity consisting of a self-balancing set of accounts for recording cash and/or other assets together with related liabilities, reserves, and equities segregated for the purpose of carrying on specific activities or attaining certain objectives in accordance with certain defined regulations, restrictions, and limitations.

**GOVERNMENTAL FUND TYPES:**

<b>001</b>	<b><i>GENERAL FUND</i></b>	To account for all financial resources except those required to be accounted for in another fund.
<b>101-199</b>	<b><i>SPECIAL REVENUE FUNDS</i></b>	To account for the proceeds of specific revenue sources that are legally restricted to expenditures for specific purposes.
<b>201-299</b>	<b><i>DEBT SERVICE FUNDS</i></b>	To account for the accumulation of resources for, and the payment of, general long-term debt principal and interest.
<b>301-399</b>	<b><i>CAPITAL PROJECTS FUNDS</i></b>	To account for financial resources to be used for the acquisition or construction of major capital projects.
<b>401-499</b>	<b><i>ENTERPRISE FUNDS</i></b>	To account for the operations that are financed and operated in a manner similar to private business enterprises where the intent of the governing body is that the costs(expenses, including depreciation) of providing goods or services to the general public on a continuing basis be financed or recovered primarily through user charges.
<b>501-599</b>	<b><i>INTERNAL SERVICE FUNDS</i></b>	To account for the financing of goods and services provided by one department or agency or agencies of the governmental unit, or other governmental units, on a cost-reimbursement basis.
<b>601-699</b>	<b><i>TRUST AND AGENCY FUNDS</i></b>	To account for assets held by a governmental unit in a trustee capacity or as an agent for individuals, private organizations, other governmental units, and/or other funds.

Source: State of Florida, Uniform Accounting System Manual, 1994 Edition.

**ST. LUCIE COUNTY  
FUND DESCRIPTIONS**

FUND	FLA. STATUTE	SOURCES AND USES
<b><u>GENERAL FUND</u></b>		
001 GENERAL FUND	129.02 (1) F.S.	REV: Ad Valorem Taxes, Sales Tax, Licenses, Racing Tax, User fees, "General" revenue EXP: Leisure Services, Central Services, Health Services, Administrative, Property Appraiser Tax Collector, Clerk to Board, Supervisor of Elections, General, Commission
<b><u>SPECIAL REVENUE FUNDS</u></b>		
101 TRANSPORTATION TRUST	129.02 (2) F.S.	REV: Gas Taxes, Franchise Fees, Impact Fees, Mobile Home Tags, Permits EXP: Capital Transportation Projects, Road & Bridge, Engineering, Public Works Administration
102 UNINCORPORATED SERVICES	129.02 (6) F.S.	REV: Ad Valorem Taxes, Fees, Fines EXP: Planning, Eco. Dev., Building & Zoning, Code Compliance, Comm Dev. Admin, Animal Control, Stormwater Drainage, Urban Forester
103 LAW ENFORCEMENT MSTU	129.02 (4) F.S.	REV: Ad Valorem EXP: Transfer to fund 107 for Unincorporated Area Road Patrol
104 GRANTS & DONATIONS	129.02 (4) F.S.	REV: Grants EXP: Grant Projects
105 STATE LIBRARY GRANT	129.02 (4) F.S.	REV: State Library Grant, Donations EXP: Library
106 ADDITIONAL COURT COSTS	129.02 (4) F.S.	REV: Court Charges EXP: Reimburse Fund 107 for Additional Court Costs
107 FINE & FORFEITURE FUND	129.02 (3) F.S.	REV: Ad Valorem Taxes, Fines, E911 Fee EXP: Sheriff, Judicial, Central Communications, Central Services (Jail & Judicial Maintenance)
108 ART SPECIAL GRANT FUND	129.02 (4) F.S.	REV: Grants EXP: Art Programs
109 DRUG ABUSE TRUST FUND	129.02 (4) F.S.	REV: Fees EXP: Drug Abuse Programs
111-139 SPECIAL DISTRICTS, MSBU's, MSTU's	129.02 (6) F.S.	REV: Ad Valorem Taxes, Special Assessments EXP: Street Lights, Road/Drainage Improvements to special districts

**ST. LUCIE COUNTY  
FUND DESCRIPTIONS**

FUND	FLA. STATUTE	SOURCES AND USES
140 PORT & AIRPORT FUNDS	129.02 (6) F.S.	REV: FFA Grants, FDOT Grants, Ad Valorem Taxes, Airport Operating Revenue EXP: Airport Expansion, Port Improvement, Airport & Port operations
142 PORT MSBU	129.02 (4) F.S.	REV: Special Assessments EXP: Port Development
145-146 MOSQUITO CONTROL DISTRICT	129.02 (6) F.S.	REV: Ad Valorem Taxes, State Allocation, Grants EXP: Mosquito Control
160 RAD PLAN MAINTENANCE	129.02 (4) F.S.	REV: FPL/State Grant EXP: Radiological Planning and Exercises
162 TOURISM DEV - 5TH CENT	129.02 (4) F.S.	REV: Tourism Dev- 5th Cent EXP: Sports Complex Parks and Recreation Improvements
170 COURT FACILITIES FUND	129.02 (4) F.S.	REV: Court Fees EXP: Judicial Maintenance & Capital
171 COURT FACILITIES FUND - COURT	129.02 (4) F.S.	REV: Court Filing Charges and Court Loses EXP: Construction operation and maintenance of court facilities
181 HOUSING AUTHORITY	129.02 (4) F.S.	REV: Residual Funds from Loan program EXP: St. Lucie County Housing Authority
182 ENVIRONMENTAL LAND ACQUISITION	129.02 (4) F.S.	REV: Ad Valorem Taxes EXP: Environmental Land Acquisition
183 COURT ADMINISTRATOR	129.02 (4) F.S.	REV: Transfer from Fine & Forfeiture(107), Grants, Circuit Counties Share EXP: Court Administrator, Mediation
184 EROSION OPERATING FUND	129.02 (6) F.S.	REV: Ad Valorem Taxes EXP: Erosion Control Operations, Maintenance, Contruction
185 HOUSING ASSISTANCE (SHIP)	129.02 (4) F.S.	REV: Grants EXP: Housing Assistance Program
186 RECYCLING OPERATING FUND	129.02 (4) F.S.	REV: Garbage Franchise, Grants EXP: County Recycling Program

**ST. LUCIE COUNTY  
FUND DESCRIPTIONS**

FUND	FLA. STATUTE	REV:	SOURCES AND USES
187 BOATING IMPROVEMENT PROJECTS	129.02 (4) F.S.	Vessel Fees Interest on Projects	
<b><u>DEBT SERVICE FUNDS</u></b>			
201-295 INTEREST & SINKING FUNDS	129.02 (5) F.S.	Ad Valorem Taxes, State Revenue Sharing, Special Assessments Debt Service on Bonds	
<b><u>CAPITAL PROJECT FUNDS</u></b>			
301 S. COUNTY REGIONAL STADIUM	129.02 (4) F.S.	Bond Proceeds, Donations South County Annex	
302 EROSION CAPITAL FUND	129.02 (4) F.S.	Cash Balance from Bond Proceeds, Grants Erosion Control Capital Projects	
304 COMMUNICATIONS SYSTEM FUND	129.02 (4) F.S.	Additional Traffic Fine New Communications system	
305 BEACH BOND	129.02 (4) F.S.	Cash Balance from Bond Proceeds Beach Acquisition & Capital Improvements	
310 IMPACT FEES FUND	129.02 (4) F.S.	Impact Fees Parks, Libraries, Public Building and Correctional Building	
315 COUNTY BUILDING FUND	129.02 (4) F.S.	Cash Balance from Bond Proceeds Sheriff's Administration Bldg, ADA Improvements, Capital projects as approved by BOCC	
316 COUNTY/TRANSPORTATION CAPITAL	129.02 (4) F.S.	Franchise Fees, Gas taxes Capital Transportation Projects, Parks Capital Projects, Capital projects as approved by BOCC	
330-339 CAPITAL MSBU FUNDS	129.02 (4) F.S.	Bond Proceeds, Special Assessments MSBU Capital costs	
342 PORT DEVELOPMENT FUND	129.02 (4) F.S.	Cash Balance from Bond Proceeds Port Development	

**ST. LUCIE COUNTY  
FUND DESCRIPTIONS**

FUND	FLA. STATUTE	SOURCES AND USES
352 SHI WASTE WATER TREATMENT	129.02 (4) F.S.	REV: Cash Balance from Bond Proceeds EXP: Construction of waste and water treatment plant
362 SPORT COMPLEX IMPROVEMENT	129.02 (4) F.S.	REV: Cash Balance from Bond Proceeds EXP: Sports Complex improvements
370 MSBU INHOUSE FINANCING	129.02 (4) F.S.	REV: Transportation Trust Fund EXP: Assessment Proceeds from Property Owners
382 ENVIRONMENTAL LAND	129.02 (4) F.S.	REV: Bond Proceeds EXP: Environmental Land Acquisition
388-399 CAPITAL MSBU FUNDS	129.02 (4) F.S.	REV: Bond Proceeds, Special Assessments EXP: MSBU Capital costs
<b><u>ENTERPRISE FUNDS</u></b>		
401-402 S.L.C. LANDFILL	129.02 (4) F.S.	REV: Landfill fees, Garbage Franchise, Grants EXP: Landfill operations, capital, reserves, debt service
418 GOLF COURSE	129.02 (4) F.S.	REV: Golf Course User Fees, Sales EXP: Golf Course Operations
421-452 UTILITY FUNDS	129.02 (4) F.S.	REV: Utility User Fees, Bond Proceeds EXP: Utility operations, capital
461 SPORTS COMPLEX	129.02 (4) F.S.	REV: Sports Complex operating revenues, 2-cent Tourism Tax (transfer from Fund 610) EXP: Sports Complex operations, maintenance, and payment to SLW
471-489 UTILITY FUNDS	129.02 (4) F.S.	REV: Utility User Fees, Bond Proceeds EXP: Utility operations, capital
491 BUILDING CODE FUND	129.02 (4) F.S.	REV: Permit Fees EXP: Code Compliance(Building Inspections)

**ST. LUCIE COUNTY  
FUND DESCRIPTIONS**

FUND	FLA. STATUTE	SOURCES AND USES
<b><u>INTERNAL SERVICE FUNDS</u></b>		
505 INSURANCE & LOSS FUND	129.02 (4) F.S.	REV: Charges to departments, and constitutional officers EXP: Health and Life Programs, Property, Workers Compensation, and Liability coverage
610-611 ONE-CENT TOURISM TRUST FUND	129.02 (4) F.S.	REV: One-cent Tourism Tax EXP: Tourism Division Salaries & Promotions
615 IMPACT FEES	129.02 (4) F.S.	REV: Impact Fees EXP: Transfer to 101 for Road projects, Disbursement of other agency fees
620 LAW ENFORCEMENT TRUST FUND	129.02 (4) F.S.	REV: Confiscated Property EXP: Sheriff
625 LAW LIBRARY	129.02 (4) F.S.	REV: Law Library Fees EXP: Law Library Operations and books
660 J & J UTILITIES	129.02 (4) F.S.	REV: Utility User Fees EXP: Utility operations
665 SLC ART IN PUBLIC PLACES TRUST FUND	129.02 (4) F.S.	REV: Transfer from various capital projects EXP: Art work as per ordinance
666 SLC ECONOMIC DEV TRUST FUND	129.02 (4) F.S.	REV: Delinquent Taxes , Occupational Licenses EXP: SLC Economic Dev Trust Fund
670-699 CAPITAL MSBU FUNDS	129.02 (4) F.S.	REV: Bond Proceeds, Special Assessments EXP: MSBU Capital costs
<b>TOTAL FUNDS OF ST. LUCIE COUNTY :</b>	<b>244</b>	
FUND SOURCES & USES are listed in major revenue/expenditure order for each fund.		

**ST. LUCIE COUNTY BOARD OF COUNTY COMMISSIONERS**

**BUDGET BY FUND  
FISCAL YEAR 2003-04**

<b>FUND NAME</b>	<b>FUND #</b>	<b>2000-01 BUDGET</b>	<b>2000-01 ACTUAL</b>	<b>2001-02 BUDGET</b>	<b>2001-02 ACTUAL</b>	<b>2002-03 BUDGET</b>
GENERAL FUND	001	54,102,209	31,128,970	68,099,048	41,172,578	68,098,824
TRANSPORTATION TRUST FUND	101	29,530,441	10,445,638	30,807,713	10,457,395	36,122,581
UNINCORPORATED SERVICES FUND	102	7,016,758	3,699,204	7,690,497	3,894,754	11,736,038
LAW ENFORCEMENT MSTU	103	1,463,403	38,995	2,882,105	2,857,206	1,480,785
GRANTS AND DONATIONS FUND	104	306,059	151,008	345,918	177,469	356,502
LIBRARY SPECIAL GRANTS FUND	105	451,622	323,824	408,252	277,756	470,423
ADDITIONAL COURT COSTS FUND	106	255,400	264,445	229,000	251,061	259,650
FINE AND FORFEITURE FUND	107	48,242,366	45,468,610	50,309,043	47,256,527	53,735,613
ARTS SPECIAL FUND	108	4,876	0	5,426	5,225	0
DRUG ABUSE FUND	109	17,809	15,000	11,013	960	14,259
RIVER PARK I FUND	111	41,970	33,971	38,938	33,356	37,877
RIVER PARK II FUND	112	8,463	6,797	7,960	6,700	7,500
HARMONY HEIGHTS 3 FUND	113	3,449	2,675	3,159	2,633	3,194
HARMONY HEIGHTS 4 FUND	114	8,393	5,906	6,527	5,663	6,829
SHERATON PLAZA FUND	115	8,320	5,770	7,027	5,746	5,710
SUNLAND GARDENS FUND	116	8,455	6,533	7,961	6,411	7,289
SUNRISE PARK FUND	117	1,972	1,627	2,044	1,620	1,941
PARADISE PARK	118	11,159	9,268	11,435	9,400	11,621
HOLIDAY PINES FUND	119	11,432	9,592	11,432	9,440	10,234
THE GROVE FUND	120	2,275	1,991	2,298	1,988	2,380
BLAKELY SUBDIVISION FUND	121	1,162	743	1,008	1,005	942
INDIAN RIVER ESTATES FUND	122	13,773	11,322	13,573	11,159	12,764
QUEENS COVE LIGHTING DISTRICT	123	4,025	3,340	3,957	3,293	3,754
LONGWOOD ESTATES FUND	124	2,493	0	2,759	0	2,929
THE WOODS FUND	125	7,127	0	7,886	0	8,414
SOUTHERN OAK ESTATES LIGHTING	126	1,836	1,454	1,702	1,434	1,637
PINE HOLLOW STREET LIGHTING MSTU	127	8,400	3,182	8,400	4,456	11,779
KINGS HWY INDUSTRIAL PARK LIGHTING	128	16,500	9,630	33,358	1,400	19,920
PARKS MSTU	129	0	0	0	0	3,937,423
SLC PUBLIC TRANSIT MSTU	130	0	0	0	0	0
TWIN OAKS TRAIL ACCESS MSBU	132	4,206	4,014	0	-13	0
FFA ROAD MSBU FUND	133	0	0	0	0	0
MONTE CARLO LIGHTING MSTU #4	136	22,869	17,189	21,197	16,820	18,095
PALM LAKE GARDENS MSTU FUND	138	1,730	1,404	1,445	1,366	1,571
PALM GROVE FUND	139	10,627	8,764	10,169	8,618	9,759
PORT AND AIRPORT	140	10,243,467	1,900,652	13,364,238	3,178,267	14,122,885
PORT MSBU DEVELOPMENT FUND	142	152,384	29,160	153,140	28,915	136,050

**ST. LUCIE COUNTY BOARD OF COUNTY COMMISSIONERS**  
**BUDGET BY FUND**  
**FISCAL YEAR 2003-04**

FUND NAME	FUND #	2000-01 BUDGET	2000-01 ACTUAL	2001-02 BUDGET	2001-02 ACTUAL	2002-03 BUDGET
MOSQUITO CONTROL FUNDS	145	3,150,075	2,118,887	2,904,314	2,142,775	3,045,712
MOSQUITO CONTROL STATE FUNDS	146	34,000	32,234	34,839	34,728	47,249
MOSQUITO STATE II FUND	147	0	0	0	0	0
RAD	160	220,000	197,970	237,924	228,545	244,271
TOURISM DEV - 5TH CENT	162	0	0	0	0	0
COURT FACILITIES	170	510,152	0	652,758	0	834,215
COURT FACILITIES FUND	171	7,979	0	75,308	0	100,898
HOUSING AUTHORITY	181	37,083	2,449	56,481	8,119	61,154
ENVIRONMENTAL LANDS	182	61,538	0	62,378	0	65,036
COURT ADMINISTRATOR	183	1,483,844	777,262	1,862,479	608,644	2,191,406
EROSION DISTRICT	184	3,557,802	820,777	4,842,388	1,152,971	5,467,716
SHIP	185	786,228	336,997	1,158,083	496,628	1,119,210
RECYCLING OPERATING FUND	186	388,840	160,997	315,724	294,000	23,908
BOATING IMPROVEMENTS PROJECTS	187	0	0	112,563	0	290,719
BLUEFIELD RANCH IMPROVEMENTS	188	0	0	102,000	0	101,855
S. COUNTY REGIONAL STADIUM	201	85,586	65,557	54,704	54,778	54,681
EROSION BOND I & S FUND	202	5,000	4	5,450	5,414	0
COMMUNICATION SYSTEM I & S FUND	204	1,215,007	980,293	1,260,902	904,578	1,462,512
BEACH BOND I & S FUND	205	1,300,606	1,073,974	1,341,572	1,077,847	1,117,633
5YR BUILDING BOND I & S FUND	215	5,806,636	2,887,683	6,393,594	2,888,632	48,418,235
JAIL BOND I & S FUND	220	157,839	4	168,384	161,606	0
LAKESWOOD PARK MSBU I & S FUND	230	0	0	0	0	0
WAGNER PLACE I & S FUND	231	0	0	0	0	0
F.F.A. ROAD I & S FUND	233	0	0	0	0	0
BECKER ROAD I&S FUND	235	559,066	366,459	748,445	216,794	675,453
PORT I&S FUND	242	599,660	305,229	646,195	300,601	605,158
SPECIAL ASSESSMENT - SHI I&S FUND	252	0	0	0	0	0
TOURISM DVE 4TH CENT I & S FUND	262	504,159	467,642	484,704	439,388	461,137
ENVIRONMENTAL LAND I & S FUND	282	5,034,961	1,611,570	5,173,078	4,598,355	5,278,880
RIVER BRANCH I &S FUND	295	0	0	0	0	15,122
S. COUNTY REGIONAL STADIUM	301	368,667	356,066	8,452	0	27,123
EROSION CONTROL FUND	302	0	0	0	0	0
COMMUNICATIONS SYSTEM	304	3,460,134	3,064,225	117,326	96,318	0
BEACH BOND	305	283,289	43,272	253,954	1,000	258,649
IMPACT FEE FUNDS	310	3,413,001	592,635	4,780,794	365,140	8,544,383
COUNTY BUILDING BOND FUND	315	829,340	96,324	773,170	23,768	28,095,222
COUNTY & TRANSPORTATION CAPITAL	316	9,461,756	3,816,794	18,973,016	4,409,435	31,068,953
LAKESWOOD PARK FUND	330	23,529	18,298	5,462	2,130	3,629
TWIN OAK TRAIL ACCESS FUND	332	5,885	6,152	247	0	0
F.A.A. ROAD FUND	333	0	0	0	0	0
DRIFTWOOD MANOR FUND	334	0	0	0	0	0



**ST. LUCIE COUNTY BOARD OF COUNTY COMMISSIONERS**

**BUDGET BY FUND  
FISCAL YEAR 2003-04**

<b>FUND NAME</b>	<b>FUND #</b>	<b>2000-01 BUDGET</b>	<b>2000-01 ACTUAL</b>	<b>2001-02 BUDGET</b>	<b>2001-02 ACTUAL</b>	<b>2002-03 BUDGET</b>
BECKER ROAD ASSESSMENT CAPITAL	335	205,998	47,610	168,791	160,242	0
KING ORANGE MSBU	336	0	0	0	0	0
LOST TREE ESTATES CAPITAL FUND	337	0	-86	0	0	0
ANITA STREET CAPITAL FUND	338	0	0	0	0	0
TIMBERLAKE ESTATES MSBU	339	0	0	0	0	0
PORT DEVELOPMENT CAPITAL FUND	342	204,587	0	215,667	0	217,095
SHI WSTEWATER TREATMENT	352	324,306	215,885	121,393	118,375	0
SPORTS COMPLEX IMPROV FUND	362	419,565	400,548	587,414	42,828	544,879
MSBU INHOUSE FINANCING PROJECTS	370	0	0	321,935	23,774	521,841
ENVIRONMENTAL LAND CAPITAL	382	6,653,663	1,074,032	9,227,321	90,644	9,347,350
BRIARGATE MSBU CAPITAL	388	54,504	23,989	39,398	6,155	0
ROUSE ROAD MSBU CAPITAL	389	227,214	232,411	287,732	216,620	247,118
TREASURE COVE/OCEAN HARBOR S	390	37,762	70,976	674,470	91,771	2,252,748
NORTH AIA MSBU CAPITAL	391	2,500	0	0	0	0
IDEAL HOLDING ROAD MSBU	392	30,734	18,783	0	0	0
WESTGLEN MSBU CAPITAL	393	61,689	4,592	0	0	0
RAINTREE FOREST MSBU CAPITAL	394	29,284	0	0	0	0
RIVER BRANCH MSBU CAPITAL	395	11,650	20,503	317,499	270,859	189,388
LENNARD ROAD 1 ROADWAY CAPITAL	396	400,000	434,240	391,350	123,520	276,345
LENNARD ROAD 2 WATER CAPITAL	397	75,000	78,512	76,759	205	76,357
LENNARD ROAD 3 SEWER CAPITAL	398	35,000	36,691	35,830	203	35,406
GREY TWIG LANE MSBU	399	0	0	152,000	11,083	346,070
SANITARY LANDFILL	401	24,496,844	5,219,358	19,842,017	5,623,115	16,570,936
LANDFILL CAPITAL	402	0	0	0	0	0
GOLF COURSE	418	2,606,458	1,866,550	2,569,569	1,966,270	2,243,544
HEW UTILITIES	421	61,241	56,532	100,992	51,778	104,358
NO. HUTCHINSON UTILITIES	441	2,228,630	1,696,429	2,877,957	1,815,954	2,642,565
NO. HUTHINSON CAPITAL	442	0	0	0	0	0
NO. HUTCHINSON R&R	448	511,400	176,493	459,966	373,063	340,926
NO. HUTCHINSON CAPITAL	449	1,471,998	31,602	3,233,649	641,773	2,122,829
SO. HUTCHINSON UTIITIES FUND	451	2,522,230	1,703,304	2,387,391	1,798,637	2,435,489
SO. HUTCHINSON RENEWAL & REPLCMN	458	0	24,752	255,454	149,332	1,066,155
SO. HUTCHINSON CAPITAL IMPRV FUND	459	0	10,963	0	0	0
SPORTS COMPLEX	461	1,347,298	1,526,837	1,555,083	1,687,285	1,944,659
SPORTS COMPLEX IMPROVEMENT FUND	462	0	0	0	0	0
HOLIDAY PINES UTILITIES	471	944,657	796,718	1,049,196	863,364	1,863,449
HOLIDAY PINES RENEWAL REPLACE	478	390,493	103,723	287,750	161,129	277,021
HOLIDAY PINES CAPITAL FACILITIES	479	61,964	44,949	48,193	44,659	330,993
AIRPORT UTILITIES DISTRICT	481	0	0	0	0	3,000
AIRPORT UTILITIES - CAPITAL FAC FUNE	489	0	0	0	0	7,000

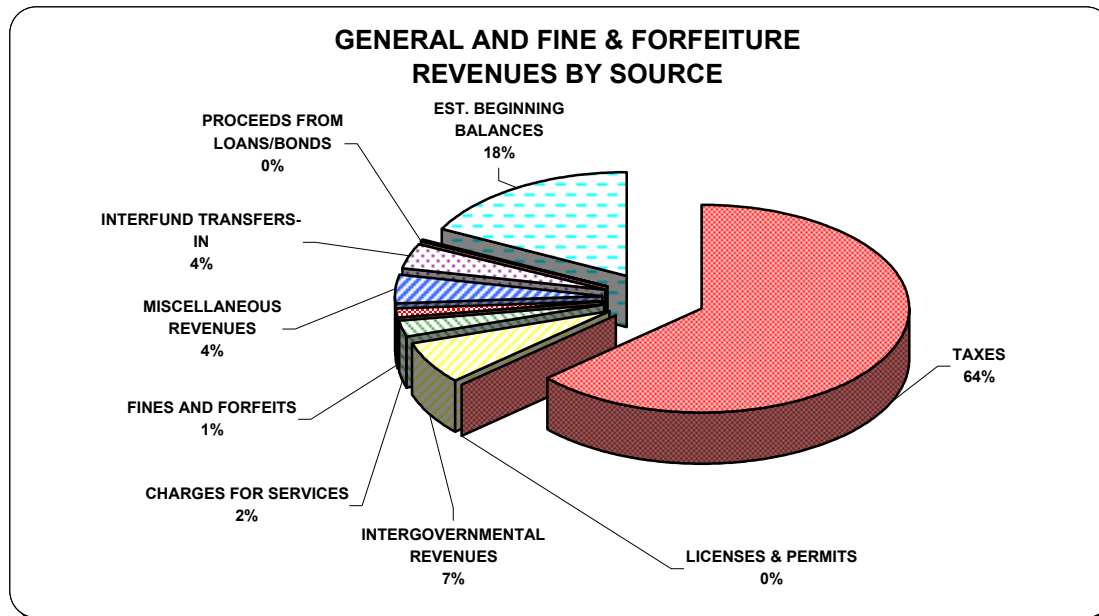
**ST. LUCIE COUNTY BOARD OF COUNTY COMMISSIONERS**  
**BUDGET BY FUND**  
**FISCAL YEAR 2003-04**

FUND NAME	FUND #	2000-01 BUDGET	2000-01 ACTUAL	2001-02 BUDGET	2001-02 ACTUAL	2002-03 BUDGET
BUILDING CODE FUND	491	1,852,539	933,125	2,582,231	1,290,630	3,592,188
INFORMATION TECHNOLOGY	501	5,770,043	3,667,926	1,471,610	0	0
INSURANCE & LOSS	505	8,038,619	7,834,653	8,948,458	10,319,173	12,090,047
SERVICE GARAGE	510	1,410,701	1,517,124	50,292	0	0
TOURIST DEVELOPMENT	610	1,271,913	948,482	1,697,026	1,934,495	833,944
TOURIST DEVELOPMENT-ADVERTISING	611	616,509	345,024	788,642	484,360	671,697
IMPACT FEE FUNDS	615	0	0	0	0	15,942,808
LAW ENFORCEMENT TRUST FUND	620	873,765	371,499	762,728	512,513	357,995
LAW LIBRARY	625	177,378	178,727	436,062	0	510,538
PORT ST. LUCIE UTILITY RESTR.	645	0	0	0	0	0
J & J UTILITIES	660	0	0	3,069	0	0
SLC ART IN PUBLIC PLACES TRUST FUND	665	59,868	0	193,441	1,300	369,951
SLC ECONOMIC DEVELOPMENT	666	0	1,350	173,470	2,120	297,620
LAKESWOOD PARK MSBU	670	0	0	0	0	0
WAGNER PLACE	671	1,261	0	0	0	0
F.F.A. ROAD	672	19,413	0	34,120	0	36,286
SOUTH HUTCHINSON	673	692,738	0	2,890,596	0	3,514,543
DRIFWOOD MANOR	674	15,985	0	32,665	0	16,967
KING ORANGE MSBU	676	9,750	0	48,053	0	38,693
LOST TREE ESTATES	677	2,754	0	7,700	0	6,275
ANITA STREET MSBU	678	1,921	0	16,517	0	4,789
TIMBERLAKE ESTATES MSBU	679	14,805	0	52,865	0	31,664
BRIARGATE MSBU	688	0	0	5,660	0	3,005
ROUSE ROAD MSBU	689	0	0	0	0	5,966
TREASURE COVE/OCEAN HARBOR	690	0	0	0	0	5,000
NORTH AIA MSBU	691	0	0	71,564	0	16,966
IDEAL HOLDING ROAD MSBU	692	26,744	0	21,004	0	16,887
WESTGLEN MSBU	693	34,695	0	83,818	0	16,910
RAINTREE FOREST MSBU	694	0	0	60,485	0	15,812
RIVER BRANCH MSBU AGENCY FUND	695	0	0	0	0	5,000
LENNARD ROAD 3 - SEWER	698	0	0	0	0	64
GREY TWIG LANE MSBU	699	0	0	0	0	0
GENERAL FIXED ASSETS	901	0	0	0	0	0
<b>TOTAL BUDGET:</b>		<b>261,647,162</b>	<b>145,525,237</b>	<b>295,833,168</b>	<b>161,080,034</b>	<b>414,746,427</b>

## GENERAL FUND AND FINE & FORFEITURE

### GENERAL AND FINE & FORFEIT FUND REVENUES BY SOURCE

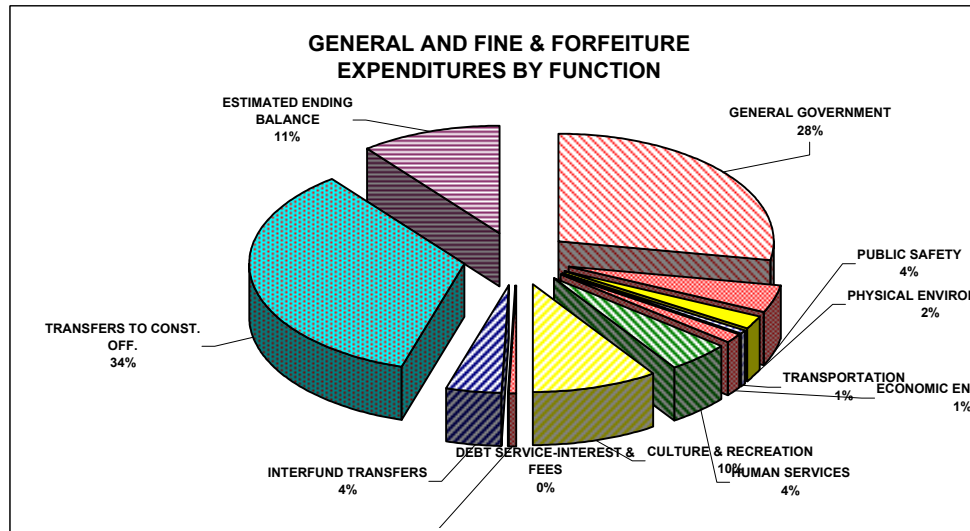
TAXES	\$81,946,788
LICENSES & PERMITS	\$51,000
INTERGOVERNMENTAL REVENUES	\$8,654,512
CHARGES FOR SERVICES	\$3,216,104
FINES AND FORFEITS	\$1,765,054
MISCELLANEOUS REVENUES	\$5,722,151
OTHER FINANCING SOURCES	
INTERFUND TRANSFERS-IN	\$5,083,341
PROCEEDS FROM LOANS/BONDS	\$279,000
INTERNAL SERVICES	\$112,066
LESS 5%	(\$5,002,724)
EST. BEGINNING BALANCES	\$22,770,472
<b>TOTAL</b>	<b>124,597,764</b>



## GENERAL FUND AND FINE & FORFEITURE

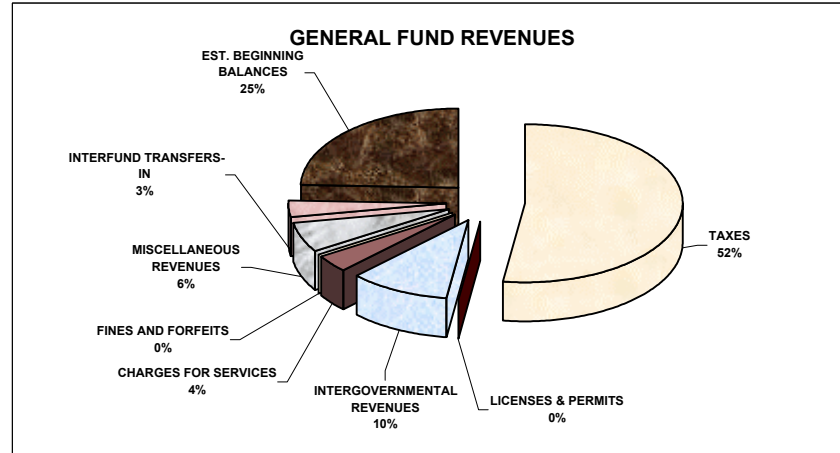
### GENERAL AND FINE & FORFEIT FUND EXPENSES BY FUNCTION

GENERAL GOVERNMENT	\$34,557,374
PUBLIC SAFETY	\$5,308,234
PHYSICAL ENVIRONMENT	\$2,323,738
TRANSPORTATION	\$844,961
ECONOMIC ENVIRONMENT	\$1,762,434
HUMAN SERVICES	\$5,562,183
CULTURE & RECREATION	\$11,901,383
DEBT SERVICE	
DEBT SERVICE-PRINCIPAL	\$721,643
DEBT SERVICE-INTEREST & FEES	\$32,097
<hr/>	
OTHER FINANCING USES	
INTERFUND TRANSFERS	\$5,228,763
TRANSFERS TO CONST. OFF.	\$43,248,894
<hr/>	
ESTIMATED ENDING BALANCE	\$13,106,060
<b>TOTAL</b>	<b>124,597,764</b>




## GENERAL FUND - REVENUES BY SOURCE - EXPENDITURES BY FUNCTION

TAXES	\$44,155,546
LICENSES & PERMITS	\$51,000
INTERGOVERNMENTAL REVENUES	\$8,591,036
CHARGES FOR SERVICES	\$3,062,204
FINES AND FORFEITS	\$49,000
MISCELLANEOUS REVENUES	\$5,114,492
OTHER FINANCING SOURCES	
INTERFUND TRANSFERS-IN	\$2,777,596
PROCEEDS FROM LOANS/BONDS	\$279,000
INTERNAL SERVICES & OTHER	\$112,066
LESS 5%	(\$2,820,505)
EST. BEGINNING BALANCES	\$20,746,771
<b>TOTAL</b>	<b>82,118,206</b>



GENERAL GOVERNMENT	\$25,026,818
PUBLIC SAFETY	\$1,864,193
PHYSICAL ENVIRONMENT	\$2,323,738
TRANSPORTATION	\$844,961
ECONOMIC ENVIRONMENT	\$1,290,376
HUMAN SERVICES	\$5,562,183
CULTURE & RECREATION	\$11,901,383
DEBT SERVICE-PRINCIPAL	\$721,643
DEBT SERVICE-INTEREST & FEES	\$32,097

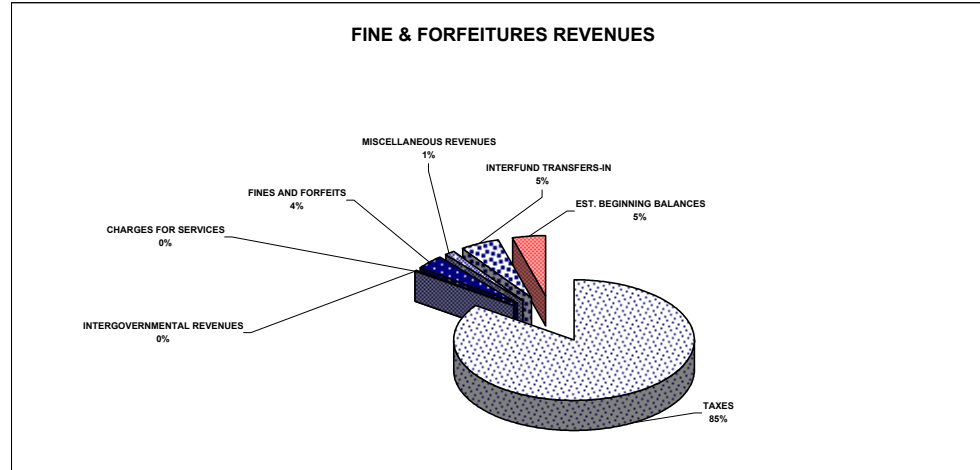


OTHER FINANCING USES	
INTERFUND TRANSFERS	\$4,690,161
TRANSFER TO CONSTITUTIONAL	\$15,017,873
ESTIMATED ENDING BALANCE	12,842,780
<b>TOTAL</b>	<b>82,118,206</b>

## FINE & FORFEITURES - REVENUES BY SOURCE - EXPENDITURES BY FUNCTION

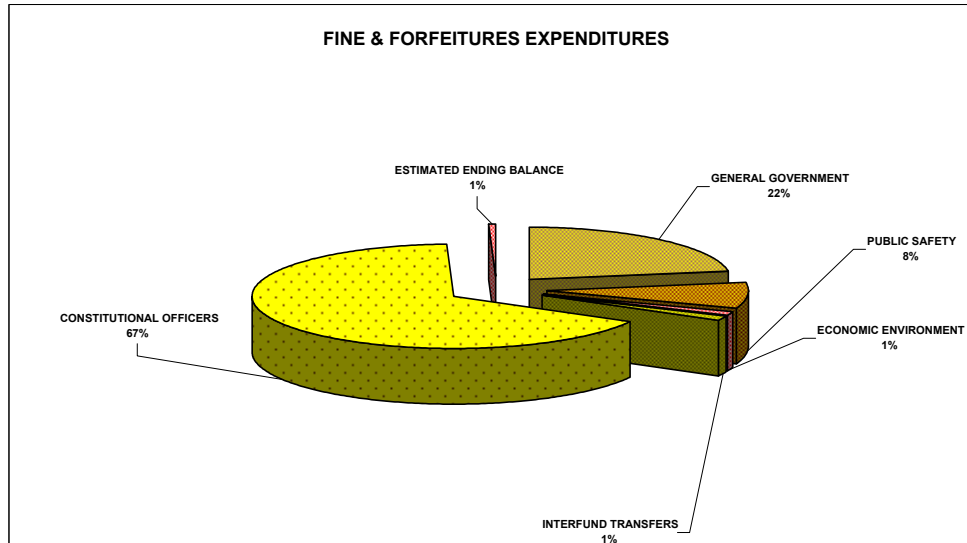
### FINE AND FORFEITURES REVENUES BY SOURCE

TAXES	37,791,242
LICENSES & PERMITS	0
INTERGOVERNMENTAL REVENUES	63,476
CHARGES FOR SERVICES	153,900
FINES AND FORFEITS	1,716,054
MISCELLANEOUS REVENUES	607,659
OTHER FINANCING SOURCES	
INTERFUND TRANSFERS-IN	2,305,745
PROCEEDS FROM LOANS/BONDS	0
INTERNAL SERVICES	0
LESS 5%	-2,182,219
EST. BEGINNING BALANCES	2,023,701
<b>TOTAL</b>	<b>42,479,558</b>



### FINE AND FORFEITURES EXPENDITURES BY FUNCTION

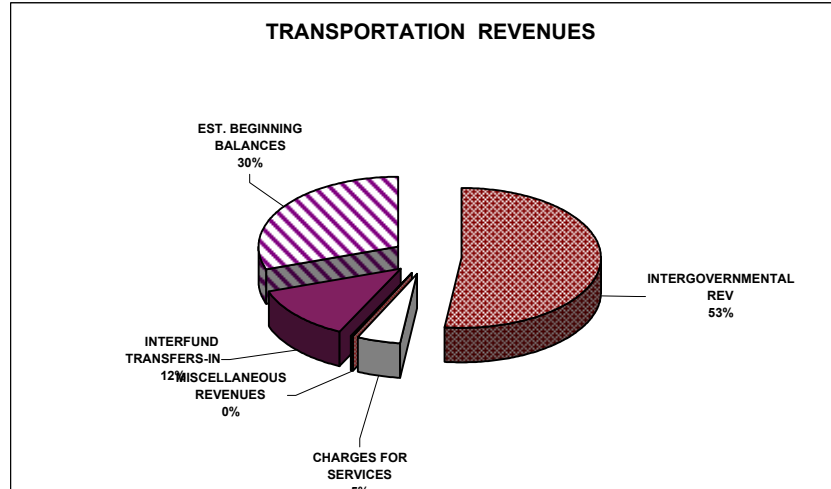
GENERAL GOVERNMENT	9,530,556
PUBLIC SAFETY	3,444,041
PHYSICAL ENVIRONMENT	0
TRANSPORTATION	0
ECONOMIC ENVIRONMENT	472,058
HUMAN SERVICES	0
CULTURE & RECREATION	0
DEBT SERVICE-PRINCIPAL	0
DEBT SERVICE-INTEREST & FEES	0
FINANCING USES	
INTERFUND TRANSFERS	538,602
CONSTITUTIONAL OFFICERS	28,231,021
ESTIMATED ENDING BALANCE	263,280
<b>TOTAL</b>	<b>42,479,558</b>



## TRANSPORTATION - REVENUES BY SOURCE - EXPENDITURES BY FUNCTION

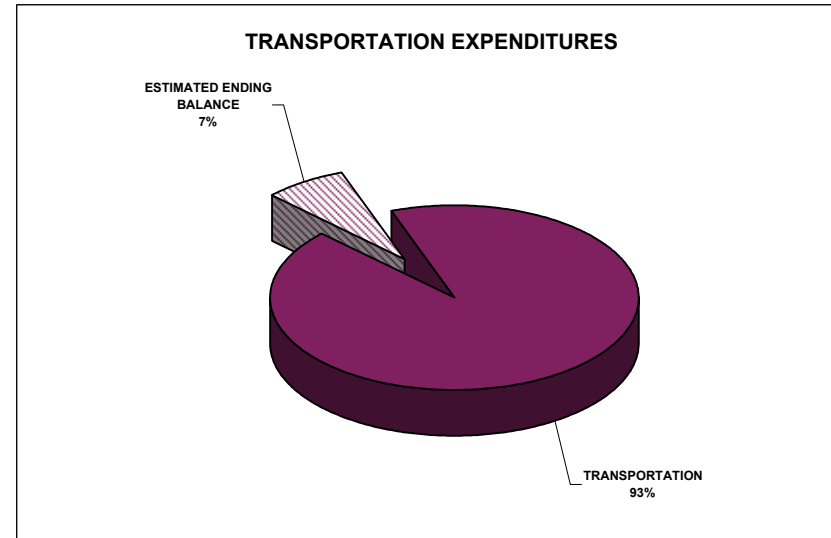
### TRANSPORTATION REVENUES BY SOURCE (EXCLUDES IMPACT FEES)

TAXES	6,015,435
LICENSES & PERMITS	957,000
INTERGOVERNMENTAL REV	18,046,459
CHARGES FOR SERVICES	0
FINES AND FORFEITS	0
MISCELLANEOUS REVENUES	1,957,526
<b>OTHER FINANCING SOURCES</b>	
INTERFUND TRANSFERS-IN	0
PROCEEDS FROM LOANS/BONDS	0
INTERNAL SERVICES & OTHER SOURCES	0
LESS 5%	-630,628
EST. BEGINNING BALANCES	22,623,279
<b>TOTAL</b>	<b>48,969,071</b>



### TRANSPORTATION EXPENDITURES BY FUNCTION

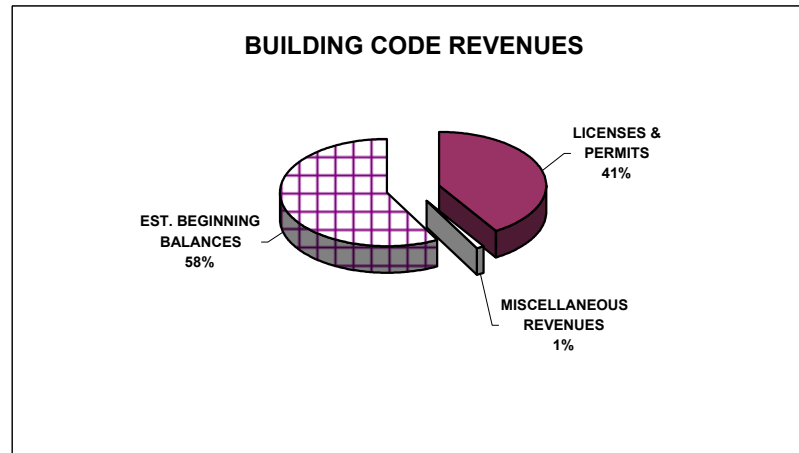
GENERAL GOVERNMENT	2,392,158
PUBLIC SAFETY	0
PHYSICAL ENVIRONMENT	0
TRANSPORTATION	42,747,687
ECONOMIC ENVIRONMENT	0
HUMAN SERVICES	0
CULTURE & RECREATION	0
DEBT SERVICE-PRINCIPAL	0
DEBT SERVICE-INTEREST & FEES	-
<b>OTHER FINANCING USES</b>	
INTERFUND TRANSFERS	40,938
ESTIMATED ENDING BALANCE	3,788,288
<b>TOTAL</b>	<b>48,969,071</b>



## BUILDING CODE- REVENUES BY SOURCE - EXPENDITURES BY FUNCTION

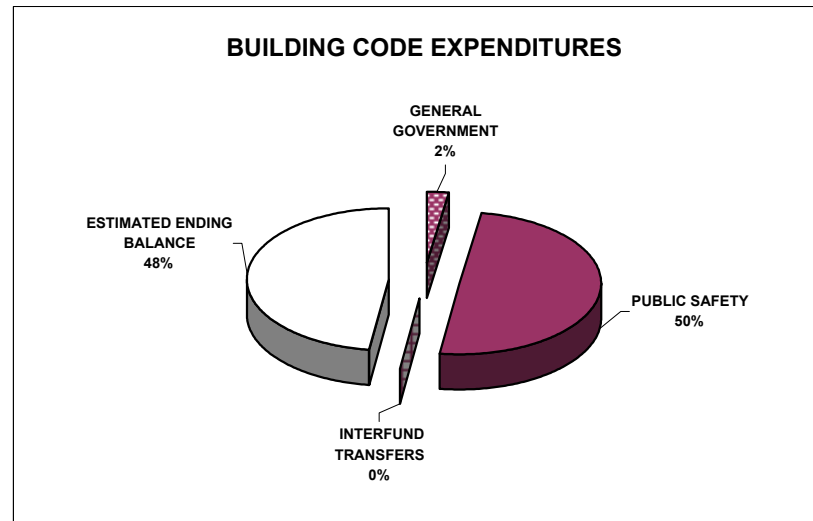
### BUILDING CODE REVENUES BY SOURCE

TAXES	0
LICENSES & PERMITS	1,589,000
INTERGOVERNMENTAL REVENUES	0
CHARGES FOR SERVICES	0
FINES AND FORFEITS	0
MISCELLANEOUS REVENUES	40,000
OTHER FINANCING SOURCES	
INTERFUND TRANSFERS-IN	0
PROCEEDS FROM LOANS/BONDS	0
INTERNAL SERVICES	0
LESS 5%	-81,450
EST. BEGINNING BALANCES	2,223,782
<b>TOTAL</b>	<b>3,771,332</b>



### BUILDING CODE EXPENDITURES BY FUNCTION

GENERAL GOVERNMENT	93,186
PUBLIC SAFETY	1,872,814
PHYSICAL ENVIRONMENT	0
TRANSPORTATION	0
ECONOMIC ENVIRONMENT	0
HUMAN SERVICES	0
CULTURE & RECREATION	0
DEBT SERVICE-PRINCIPAL	0
DEBT SERVICE-INTEREST & FEES	0
OTHER FINANCING USES	
INTERFUND TRANSFERS	0
ESTIMATED ENDING BALANCE	1,805,332
<b>TOTAL</b>	<b>3,771,332</b>



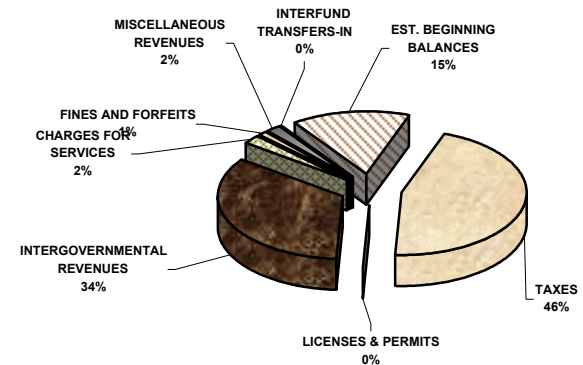


## UNINCORPORATED SERVICES - REVENUES BY SOURCE - EXPENDITURES BY FUNCTION

### UNINCORPORATED SERVICES REVENUES BY SOURCE

TAXES	2,858,327
LICENSES & PERMITS	10,000
INTERGOVERNMENTAL REVENUES	2,164,738
CHARGES FOR SERVICES	133,168
FINES AND FORFEITS	77,400
MISCELLANEOUS REVENUES	115,515
OTHER FINANCING SOURCES	
INTERFUND TRANSFERS-IN	0
PROCEEDS FROM LOANS/BONDS	0
INTERNAL SERVICES & OTHER SOURCES	0
LESS 5%	-159,721
EST. BEGINNING BALANCES	969,000
<b>TOTAL</b>	<b>6,168,427</b>

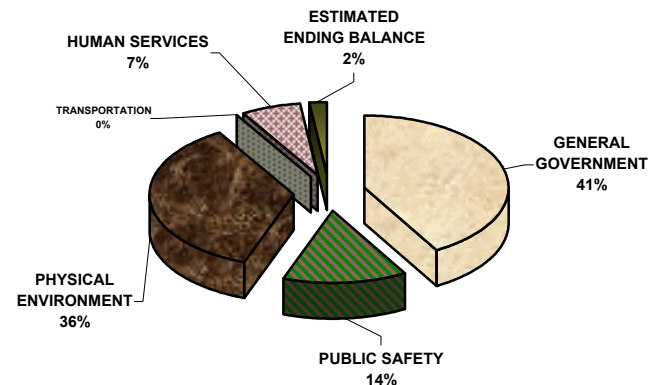
### UNINCORPORATED SERVICES REVENUES



### UNINCORPORATED SERVICES EXPENDITURES BY FUNCTION

GENERAL GOVERNMENT	2,573,775
PUBLIC SAFETY	847,522
PHYSICAL ENVIRONMENT	2,221,830
TRANSPORTATION	0
ECONOMIC ENVIRONMENT	0
HUMAN SERVICES	401,817
CULTURE & RECREATION	0
DEBT SERVICE-PRINCIPAL	0
DEBT SERVICE-INTEREST & FEES	-
OTHER FINANCING USES	-
ESTIMATED ENDING BALANCE	123,483
<b>TOTAL</b>	<b>6,168,427</b>

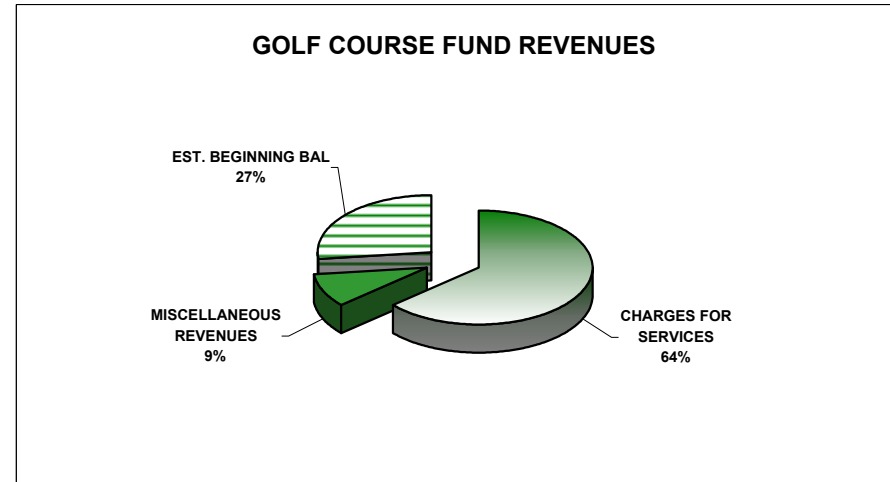
### UNINCORPORATED SERVICES EXPENDITURES



## GOLF COURSE FUND - REVENUES BY SOURCE - EXPENDITURES BY FUNCTION

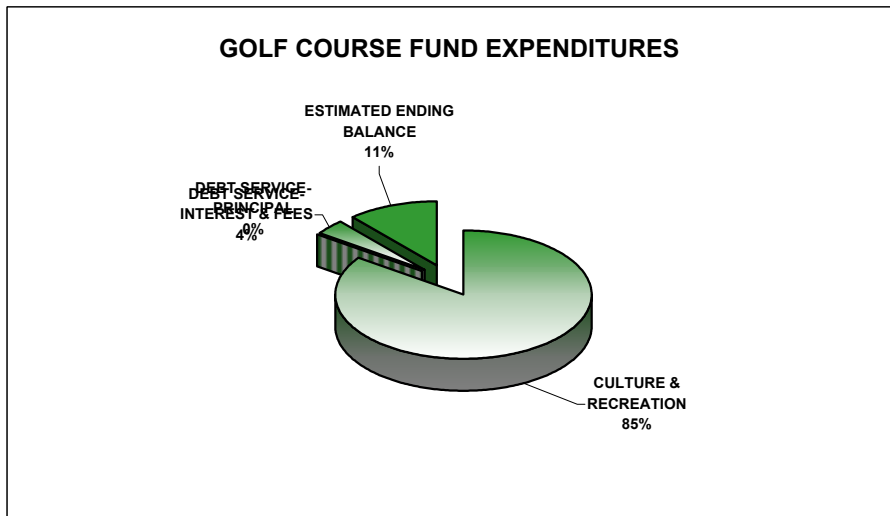
### GOLF COURSE FUND REVENUES BY SOURCE

TAXES	0
LICENSES & PERMITS	0
INTERGOVERNMENTAL REVENUES	0
CHARGES FOR SERVICES	1,530,480
FINES AND FORFEITS	0
MISCELLANEOUS REVENUES	222,000
OTHER FINANCING SOURCES	
INTERFUND TRANSFERS-IN	0
PROCEEDS FROM LOANS/BONDS	0
INTERNAL SERVICES	0
LESS 5%	-87,624
EST. BEGINNING BAL	648,991
<b>TOTAL</b>	<b>2,313,847</b>



### GOLF COURSE FUND EXPENDITURES BY FUNCTION

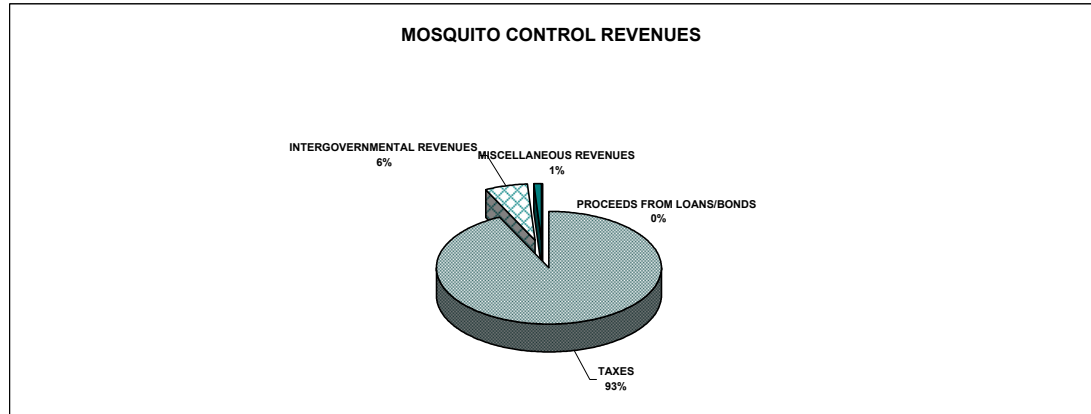
GENERAL GOVERNMENT	110,000
PUBLIC SAFETY	0
PHYSICAL ENVIRONMENT	0
TRANSPORTATION	0
ECONOMIC ENVIRONMENT	0
HUMAN SERVICES	0
CULTURE & RECREATION	1,864,188
DEBT SERVICE-PRINCIPAL	0
DEBT SERVICE-INTEREST & FEES	90,000
OTHER FINANCING USES	
INTERFUND TRANSFERS	-
ESTIMATED ENDING BALANCE	249,659
<b>TOTAL</b>	<b>2,313,847</b>



## MOSQUITO CONTROL - REVENUES BY SOURCE - EXPENDITURES BY FUNCTION

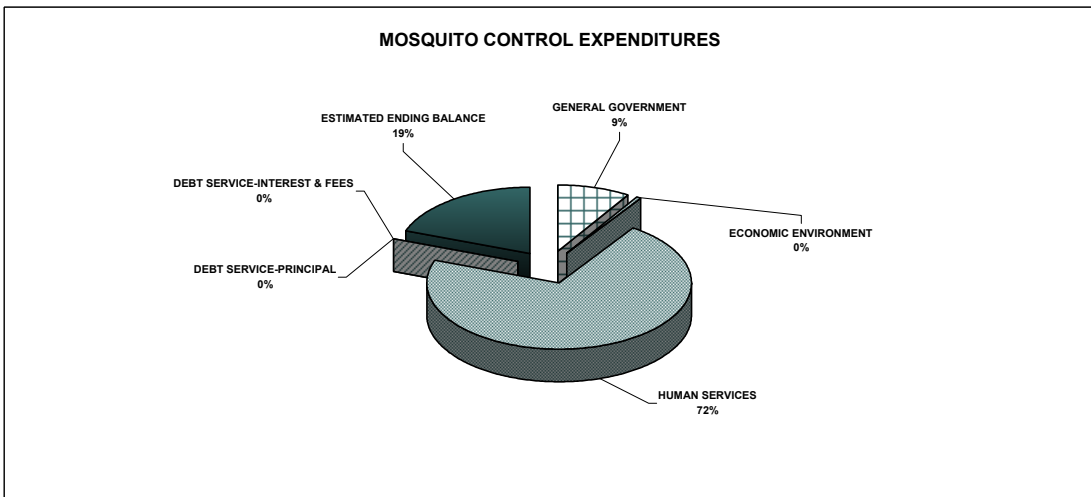
### MOSQUITO CONTROL REVENUES BY SOURCE

TAXES	\$2,902,418
LICENSES & PERMITS	\$0
INTERGOVERNMENTAL REVENUES	\$194,449
CHARGES FOR SERVICES	\$0
FINES AND FORFEITS	\$0
MISCELLANEOUS REVENUES	\$36,000
<b>OTHER FINANCING SOURCES</b>	
INTERFUND TRANSFERS-IN	0
PROCEEDS FROM LOANS/BONDS	0
INTERNAL SERVICES	0
LESS 5%	-146,922
EST. BEGINNING BALANCES	283,981
<b>TOTAL</b>	<b>3,269,926</b>



### MOSQUITO CONTROL EXPENDITURES BY SOURCE


GENERAL GOVERNMENT	\$294,493
PUBLIC SAFETY	\$0
PHYSICAL ENVIRONMENT	\$0
TRANSPORTATION	\$0
ECONOMIC ENVIRONMENT	\$11,016
HUMAN SERVICES	\$2,329,170
CULTURE & RECREATION	\$0
DEBT SERVICE-PRINCIPAL	\$0
DEBT SERVICE-INTEREST & FEES	-
<b>OTHER FINANCING USES</b>	
INTERFUND TRANSFERS	-
ESTIMATED ENDING BALANCE	635,247
<b>TOTAL</b>	<b>3,269,926</b>



## PORT & AIRPORT- REVENUES BY SOURCE - EXPENDITURES BY FUNCTION

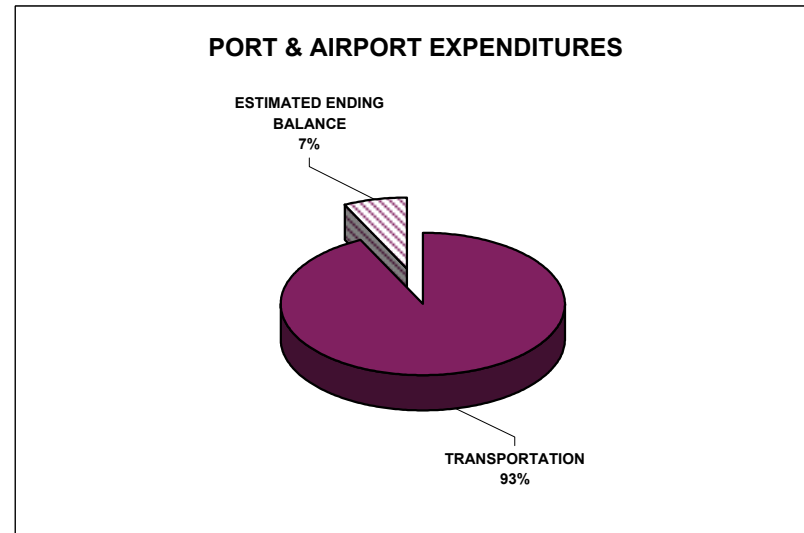
### PORT & AIRPORT REVENUES BY SOURCE

TAXES	0
LICENSES & PERMITS	0
INTERGOVERNMENTAL REV	5,795,362
CHARGES FOR SERVICES	571,835
FINES AND FORFEITS	0
MISCELLANEOUS REVENUES	36,000
OTHER FINANCING SOURCES	
INTERFUND TRANSFERS-IN	1,384,489
PROCEEDS FROM LOANS/BONDS	0
INTERNAL SERVICES	0
LESS 5%	0
EST. BEGINNING BALANCES	3,375,878
<b>TOTAL</b>	<b>11,163,564</b>



### PORT & AIRPORT EXPENDITURES BY FUNCTION

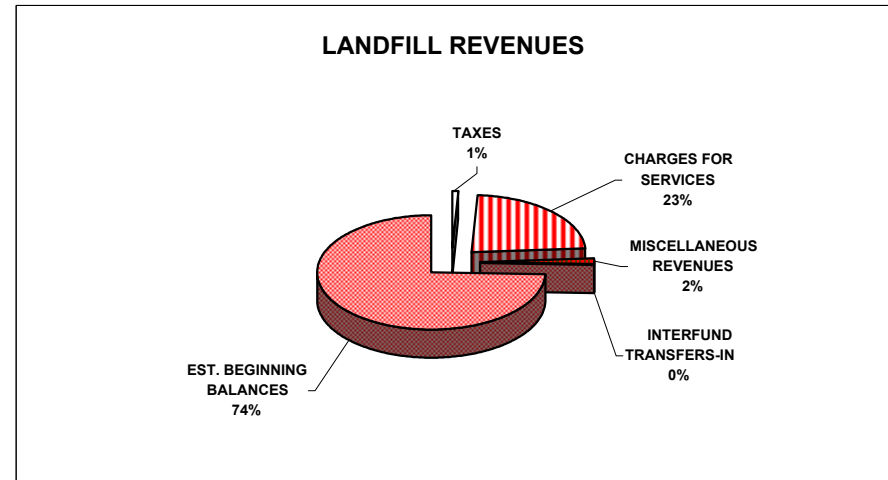
GENERAL GOVERNMENT	0
PUBLIC SAFETY	0
PHYSICAL ENVIRONMENT	0
TRANSPORTATION	10,274,608
ECONOMIC ENVIRONMENT	0
HUMAN SERVICES	0
CULTURE & RECREATION	0
DEBT SERVICE-PRINCIPAL	0
DEBT SERVICE-INTEREST & FEES	-
OTHER FINANCING USES	
INTERFUND TRANSFERS	80,128
ESTIMATED ENDING BALANCE	808,828
<b>TOTAL</b>	<b>11,163,564</b>



## LANDFILL FUND- REVENUES BY SOURCE - EXPENDITURES BY FUNCTION

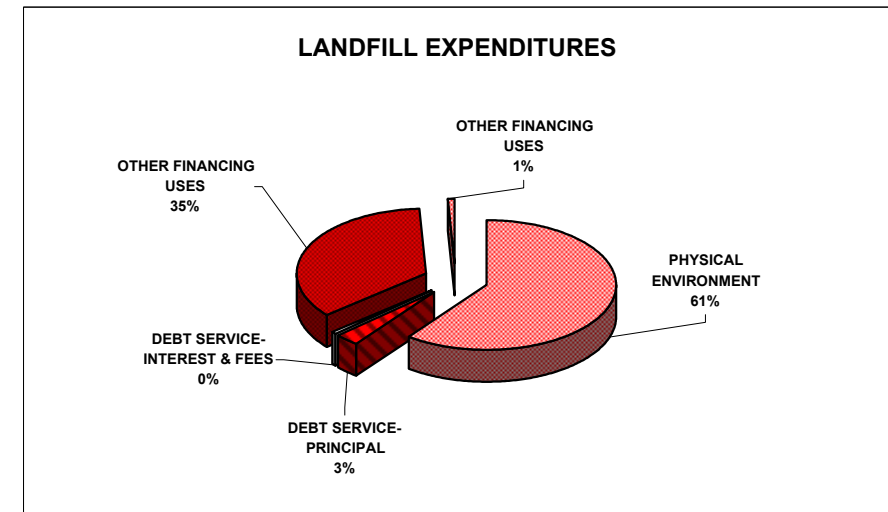
### LANDFILL FUND REVENUES BY SOURCE

TAXES	\$200,000
LICENSES & PERMITS	0
INTERGOVERNMENTAL REVENUES	22,869
CHARGES FOR SERVICES	5,355,000
FINES AND FORFEITS	20,000
MISCELLANEOUS REVENUES	415,000
OTHER FINANCING SOURCES	
INTERFUND TRANSFERS-IN	7,000
PROCEEDS FROM LOANS/BONDS	0
INTERNAL SERVICES	0
LESS 5%	-288,500
EST. BEGINNING BALANCES	17,349,609
<b>TOTAL</b>	<b>23,080,978</b>



### LANDFILL FUND EXPENDITURES BY FUNCTION

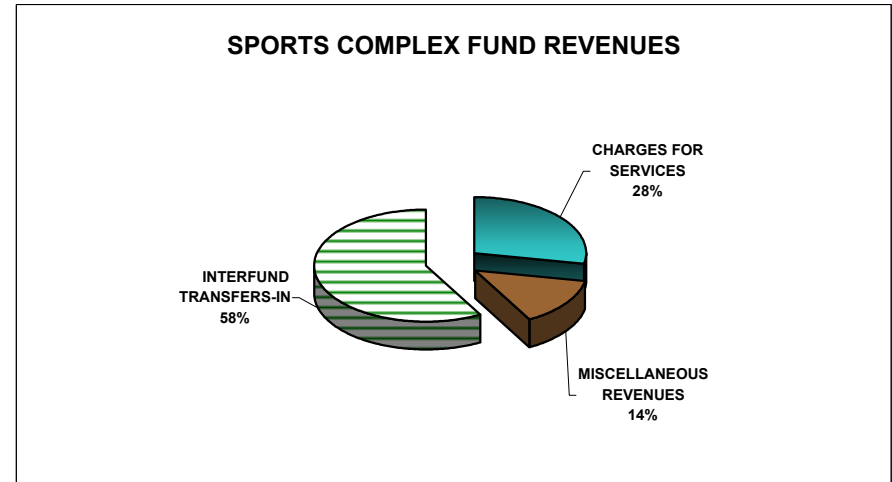
GENERAL GOVERNMENT	\$344,933
PUBLIC SAFETY	0
PHYSICAL ENVIRONMENT	13,719,608
TRANSPORTATION	0
ECONOMIC ENVIRONMENT	0
HUMAN SERVICES	0
CULTURE & RECREATION	0
DEBT SERVICE-PRINCIPAL	700,000
DEBT SERVICE-INTEREST & FEES	91,176
OTHER FINANCING USES	
INTERFUND TRANSFERS	213,923
ESTIMATED ENDING BALANCE	8,011,338
<b>TOTAL</b>	<b>23,080,978</b>



## SPORTS COMPLEX FUND - REVENUES BY SOURCE - EXPENDITURES BY FUNCTION

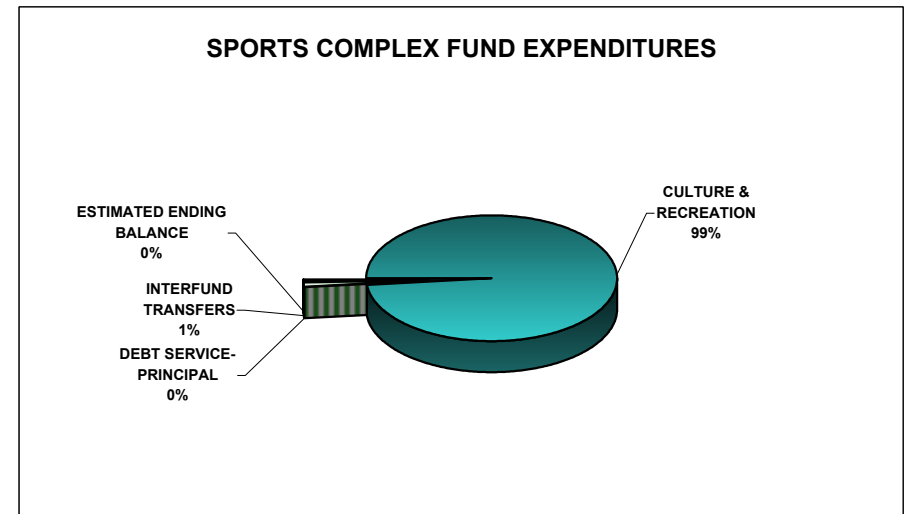
### SPORTS COMPLEX FUND REVENUES BY SOURCE

TAXES	0
LICENSES & PERMITS	0
INTERGOVERNMENTAL REVENUES	0
CHARGES FOR SERVICES	395,000
FINES AND FORFEITS	0
MISCELLANEOUS REVENUES	194,652
OTHER FINANCING SOURCES	
INTERFUND TRANSFERS-IN	817,104
PROCEEDS FROM LOANS/BONDS	0
INTERNAL SERVICES	0
LESS 5%	0
EST. BEGINNING BAL	467,000
<b>TOTAL</b>	<b>1,873,756</b>



### SPORTS COMPLEX FUND EXPENDITURES BY FUNCTION

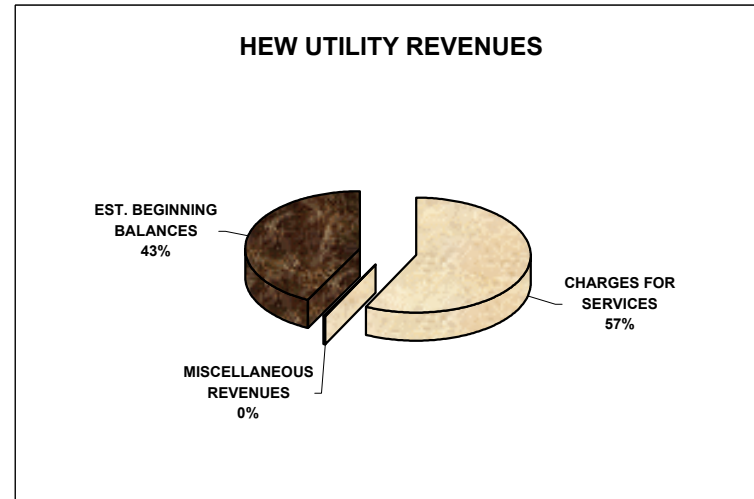
GENERAL GOVERNMENT	2,297
PUBLIC SAFETY	0
PHYSICAL ENVIRONMENT	0
TRANSPORTATION	0
ECONOMIC ENVIRONMENT	0
HUMAN SERVICES	0
CULTURE & RECREATION	1,841,447
DEBT SERVICE-PRINCIPAL	0
DEBT SERVICE-INTEREST & FEES	-
OTHER FINANCING USES	
INTERFUND TRANSFERS	22,000
ESTIMATED ENDING BALANCE	8,012
<b>TOTAL</b>	<b>1,873,756</b>



## HEW UTILITIES - REVENUES BY SOURCE - EXPENDITURES BY FUNCTION

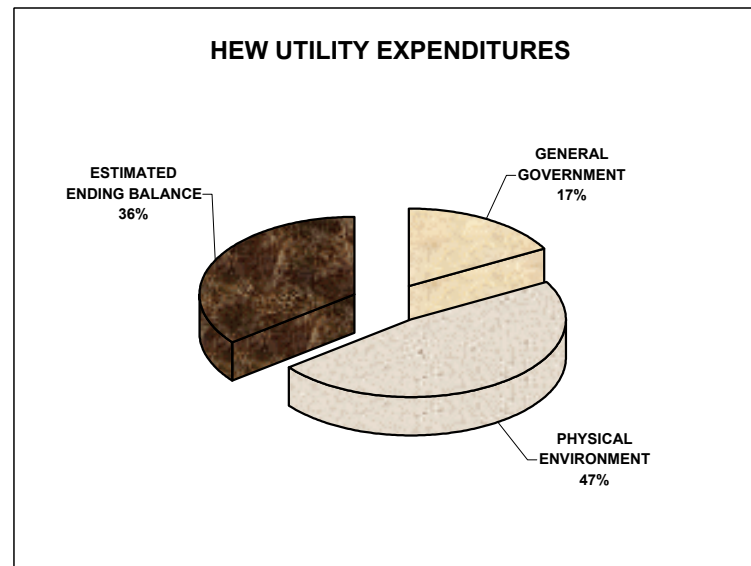
### HEW UTILITIES REVENUES BY SOURCE

TAXES	0
LICENSES & PERMITS	0
INTERGOVERNMENTAL REVENUES	0
CHARGES FOR SERVICES	67,240
FINES AND FORFEITS	0
MISCELLANEOUS REVENUES	160
OTHER FINANCING SOURCES	
INTERFUND TRANSFERS-IN	0
PROCEEDS FROM LOANS/BONDS	0
INTERNAL SERVICES	0
<u>LESS 5%</u>	<u>-3,362</u>
<u>EST. BEGINNING BALANCES</u>	<u>49,945</u>
<b>TOTAL</b>	<b>113,983</b>



### HEW UTILITIES EXPENDITURES BY FUNCTION

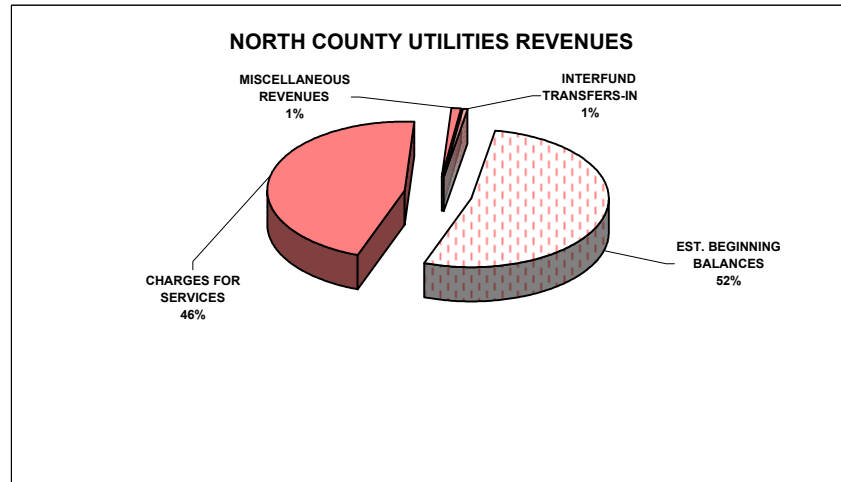
GENERAL GOVERNMENT	19,167
PUBLIC SAFETY	0
PHYSICAL ENVIRONMENT	54,164
TRANSPORTATION	0
ECONOMIC ENVIRONMENT	0
HUMAN SERVICES	0
CULTURE & RECREATION	0
DEBT SERVICE-PRINCIPAL	0
DEBT SERVICE-INTEREST & FEES	-
OTHER FINANCING USES	
INTERFUND TRANSFERS	-
<u>ESTIMATED ENDING BALANCE</u>	<u>40,652</u>
<b>TOTAL</b>	<b>113,983</b>



## NORTH COUNTY UTILITIES - REVENUES BY SOURCE - EXPENDITURES BY FUNCTION

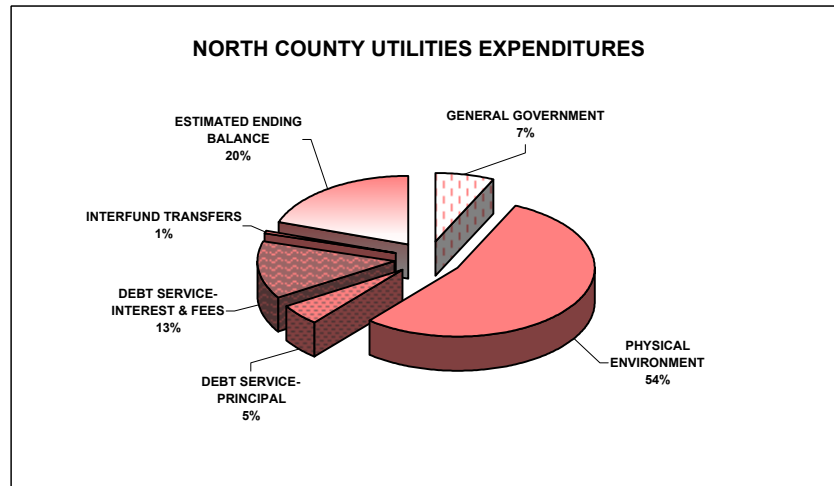
### NORTH COUNTY UTILITIES REVENUES BY SOURCE

INTERGOVERNMENTAL REVENUES	0
LICENSES & PERMITS	0
INTERGOVERNMENTAL REVENUES	0
CHARGES FOR SERVICES	987,595
FINES AND FORFEITS	0
MISCELLANEOUS REVENUES	23,024
OTHER FINANCING SOURCES	
INTERFUND TRANSFERS-IN	13,846
PROCEEDS FROM LOANS/BONDS	0
INTERNAL SERVICES	0
LESS 5%	-50,532
EST. BEGINNING BALANCES	1,140,318
<b>TOTAL</b>	<b>2,114,251</b>



### NORTH COUNTY UTILITIES EXPENDITURES BY FUNCTION

GENERAL GOVERNMENT	146,176
PUBLIC SAFETY	0
PHYSICAL ENVIRONMENT	1,143,032
TRANSPORTATION	0
ECONOMIC ENVIRONMENT	0
HUMAN SERVICES	0
CULTURE & RECREATION	0
DEBT SERVICE-PRINCIPAL	110,000
DEBT SERVICE-INTEREST & FEES	284,004
OTHER FINANCING USES	
INTERFUND TRANSFERS	13,846
CAPITAL PROJECTS OUTLAY	0
ESTIMATED ENDING BALANCE	417,193
<b>TOTAL</b>	<b>2,114,251</b>

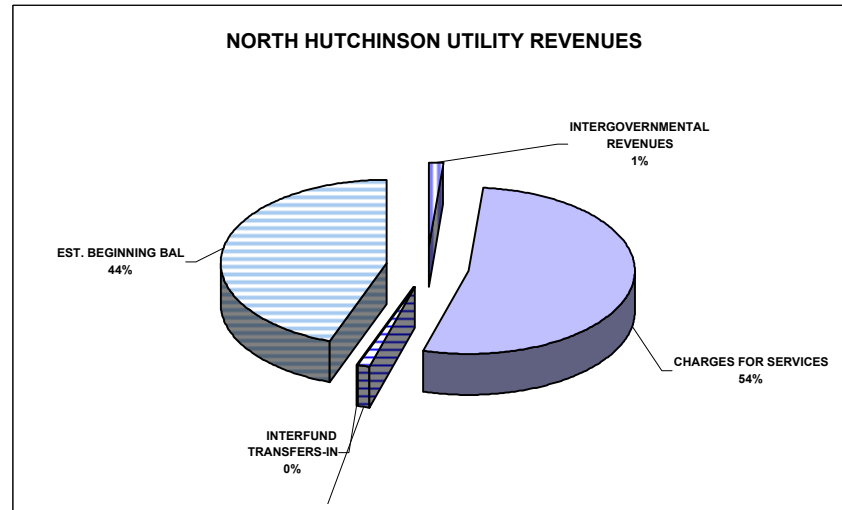




**NORTH HUTCHINSON UTILITIES - REVENUES BY SOURCE - EXPENDITURES BY FUNCTION**

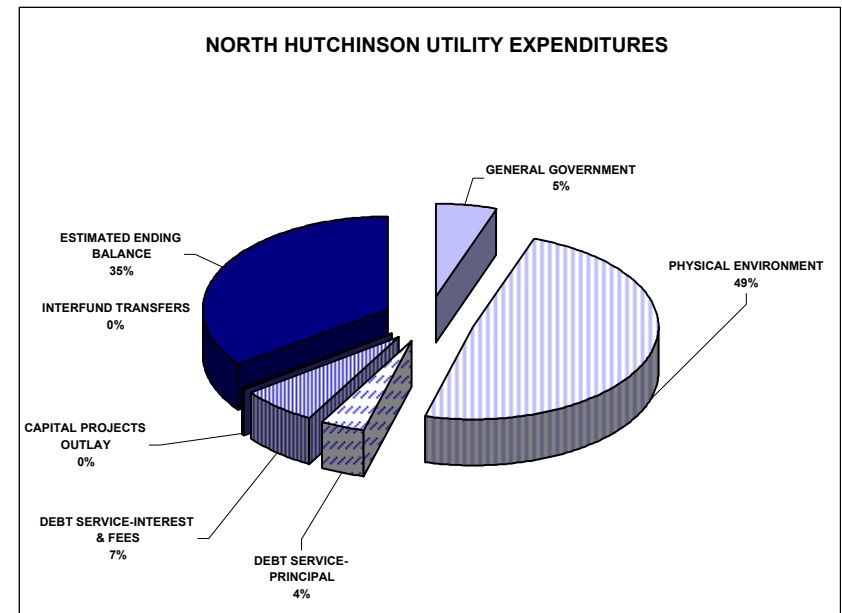
**NORTH HUTCHINSON UTILITIES REVENUES BY SOURCE**

TAXES	0
LICENSES & PERMITS	0
INTERGOVERNMENTAL REVENUES	70,343
CHARGES FOR SERVICES	2,802,741
FINES AND FORFEITS	0
MISCELLANEOUS REVENUES	55,000
OTHER FINANCING SOURCES	
INTERFUND TRANSFERS-IN	0
PROCEEDS FROM LOANS/BONDS	0
INTERNAL SERVICES	0
LESS 5%	-9,265
EST. BEGINNING BAL	2,339,816
<b>TOTAL</b>	<b>5,258,635</b>



**NORTH HUTCHINSON UTILITIES EXPENDITURES BY FUNCTION**

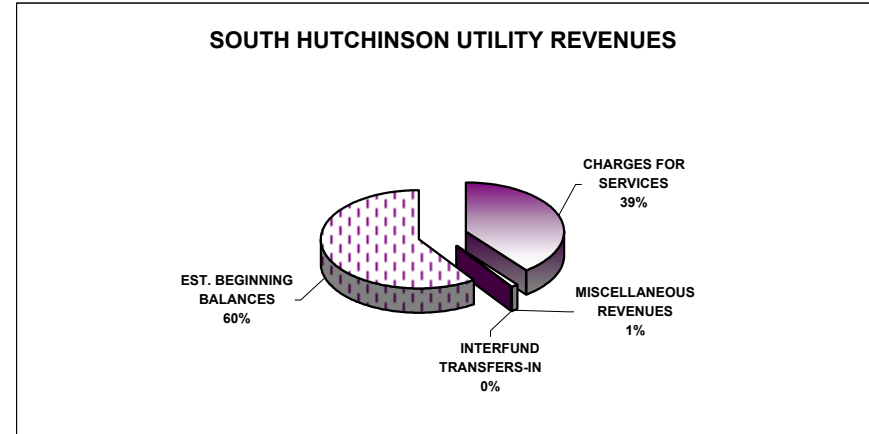
GENERAL GOVERNMENT	274,662
PUBLIC SAFETY	0
PHYSICAL ENVIRONMENT	2,578,710
TRANSPORTATION	0
ECONOMIC ENVIRONMENT	0
HUMAN SERVICES	0
CULTURE & RECREATION	0
DEBT SERVICE-PRINCIPAL	195,000
DEBT SERVICE-INTEREST & FEES	352,758
OTHER FINANCING USES	
INTERFUND TRANSFERS	11,000
CAPITAL PROJECTS OUTLAY	-
ESTIMATED ENDING BALANCE	1,846,505
<b>TOTAL</b>	<b>5,258,635</b>



## SOUTH HUTCHINSON UTILITIES - REVENUES BY SOURCE - EXPENDITURES BY FUNCTION

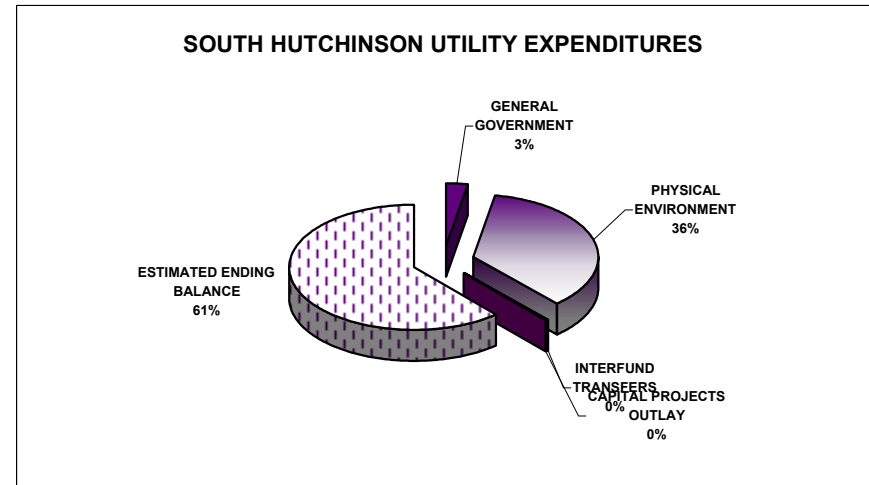
### SOUTH HUTCHINSON UTILITIES REVENUES BY SOURCE

TAXES	0
LICENSES & PERMITS	0
INTERGOVERNMENTAL REVENUES	0
CHARGES FOR SERVICES	1,187,400
FINES AND FORFEITS	0
MISCELLANEOUS REVENUES	30,000
<b>OTHER FINANCING SOURCES</b>	
INTERFUND TRANSFERS-IN	0
PROCEEDS FROM LOANS/BONDS	0
INTERNAL SERVICES	0
LESS 5%	-60,870
EST. BEGINNING BALANCES	1,791,630
<b>TOTAL</b>	<b>2,948,160</b>



### SOUTH HUTCHINSON UTILITIES EXPENDITURES BY FUNCTION

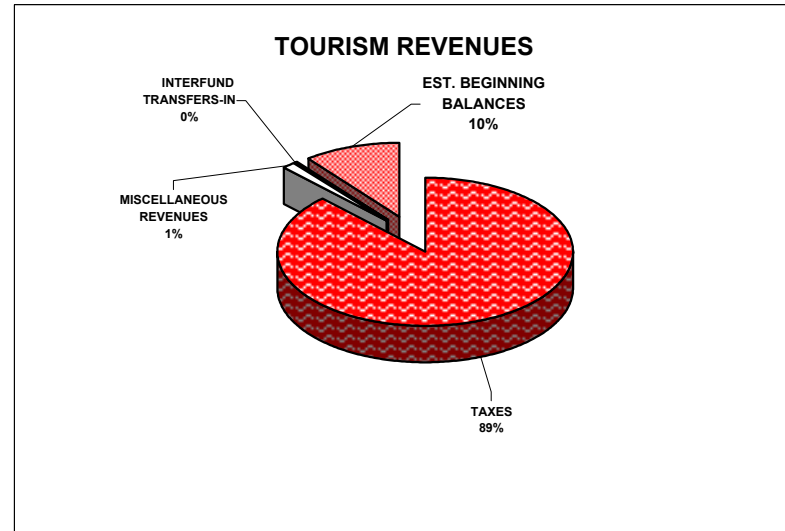
GENERAL GOVERNMENT	78,227
PUBLIC SAFETY	0
PHYSICAL ENVIRONMENT	1,049,166
TRANSPORTATION	0
ECONOMIC ENVIRONMENT	0
HUMAN SERVICES	0
CULTURE & RECREATION	0
DEBT SERVICE-PRINCIPAL	0
DEBT SERVICE-INTEREST & FEES	-
<b>OTHER FINANCING USES</b>	
INTERFUND TRANSFERS	11,000
CAPITAL PROJECTS OUTLAY	-
ESTIMATED ENDING BALANCE	1,809,767
<b>TOTAL</b>	<b>2,948,160</b>



## TOURIST DEVELOPMENT - REVENUES BY SOURCE - EXPENDITURES BY FUNCTION

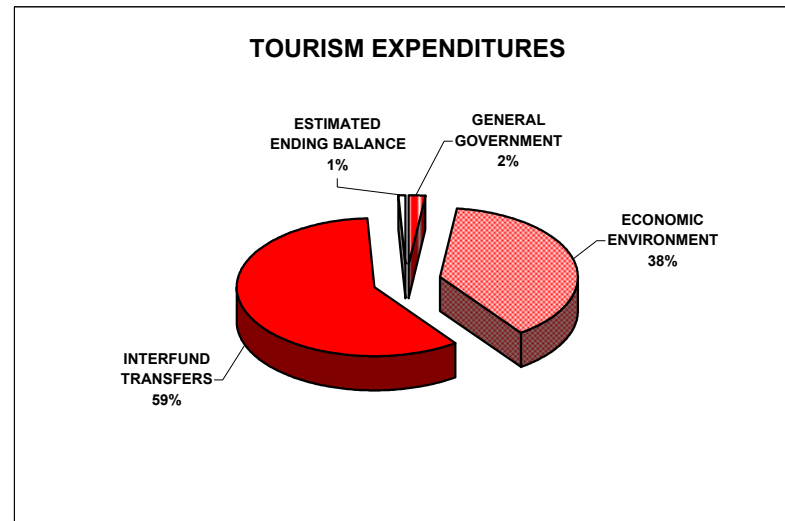
### TOURIST DEVELOPMENT REVENUES BY SOURCE

TAXES	1,301,754
LICENSES & PERMITS	0
INTERGOVERNMENTAL REVENUES	0
CHARGES FOR SERVICES	0
FINES AND FORFEITS	0
MISCELLANEOUS REVENUES	17,000
OTHER FINANCING SOURCES	
INTERFUND TRANSFERS-IN	7,000
PROCEEDS FROM LOANS/BONDS	0
INTERNAL SERVICES	0
LESS 5%	-65,438
EST. BEGINNING BALANCES	154,948
<b>TOTAL</b>	<b>1,415,264</b>



### TOURIST DEVELOPMENT EXPENDITURES BY FUNCTION

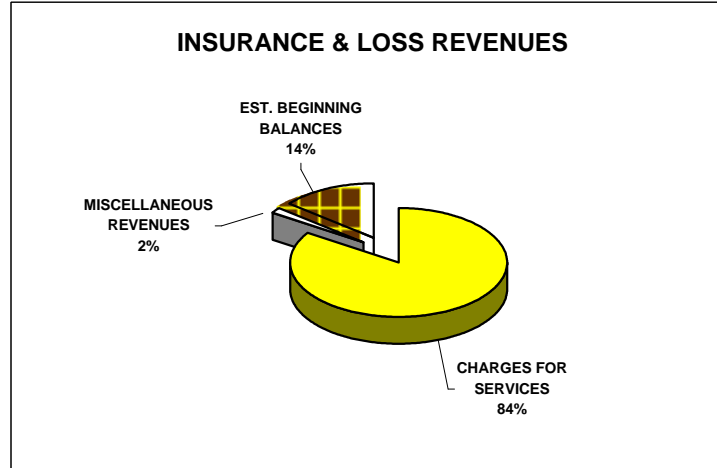
GENERAL GOVERNMENT	\$29,340
PUBLIC SAFETY	0
PHYSICAL ENVIRONMENT	0
TRANSPORTATION	0
ECONOMIC ENVIRONMENT	537,592
HUMAN SERVICES	0
CULTURE & RECREATION	0
DEBT SERVICE-PRINCIPAL	0
DEBT SERVICE-INTEREST & FEES	0
OTHER FINANCING USES:	
INTERFUND TRANSFERS	837,104
ESTIMATED ENDING BALANCE	11,228
<b>TOTAL</b>	<b>1,415,264</b>



## INSURANCE & LOSS - REVENUES BY SOURCE - EXPENDITURES BY FUNCTION

### INSURANCE & LOSS REVENUES BY SOURCE

TAXES	0
LICENSES & PERMITS	0
INTERGOVERNMENTAL REVENUES	0
CHARGES FOR SERVICES	12,401,080
FINES AND FORFEITS	0
MISCELLANEOUS REVENUES	253,006
OTHER FINANCING SOURCES	
INTERFUND TRANSFERS-IN	0
PROCEEDS FROM LOANS/BONDS	0
INTERNAL SERVICES	0
LESS 5%	-119,891
EST. BEGINNING BALANCES	2,104,160
<b>TOTAL</b>	<b>14,638,355</b>



### INSURANCE & LOSS EXPENDITURES BY FUNCTION

GENERAL GOVERNMENT	11,933,145
PUBLIC SAFETY	0
PHYSICAL ENVIRONMENT	0
TRANSPORTATION	0
ECONOMIC ENVIRONMENT	0
HUMAN SERVICES	0
CULTURE & RECREATION	0
DEBT SERVICE-PRINCIPAL	0
DEBT SERVICE-INTEREST & FEES	0
OTHER FINANCING USES	
INTERFUND TRANSFERS	0
ESTIMATED ENDING BALANCE	2,705,210
<b>TOTAL</b>	<b>14,638,355</b>

