

ST. LUCIE COUNTY
FUND DEFINITIONS

FUND DEFINITIONS:

An independent fiscal and accounting entity consisting of a self-balancing set of accounts for recording cash and/or other assets together with related liabilities, reserves, and equities segregated for the purpose of carrying on specific activities or attaining certain objectives in accordance with certain defined regulations, restrictions, and limitations.

GOVERNMENTAL FUND TYPES:

These individual funds through which most governmental functions typically are financed.

001 GENERAL FUND

To account for all financial resources except those required to be accounted for in another fund. Most government entities maintain a General Fund.

101-199 SPECIAL REVENUE FUNDS

To account for the proceeds of specific revenue sources which are restricted to expenditures for a specific purpose.

201-299 DEBT SERVICE FUNDS

To account for the accumulation of resources for, and the payment of general long-term debt principal and interest.

301-399 CAPITAL PROJECT FUNDS

To account for financial resources to be used for the acquisition or construction of major capital projects, which are not financed by Enterprise or Trust Funds.

PROPRIETARY FUNDS:

These funds are used to account for government activities that are similar to a business.

401-499 ENTERPRISE FUNDS

To account for the operations that are financed and operated in a manner similar to private business enterprises where the intent of the governing body is that the costs (expenses, including depreciation) of providing goods or services to the general public on a continuing basis be financed or recovered primarily through user charges.

501-599 INTERNAL SERVICE FUNDS

To account for the financing of goods and services provided by one department or agency or agencies of the governmental unit, or other governmental units, on a cost-reimbursement basis.

FIDUCIARY FUNDS:

These individual funds are Expendable, Nonexpendable, Pension and Agency Funds.

601-699 TRUST AND AGENCY FUNDS

To account for assets held by a governmental unit in a trustee capacity or as an agent for individuals, private organizations, other governmental units, and/or other funds.

Source: State of Florida, Uniform Accounting System Manual, 1994 Edition.

**ST. LUCIE COUNTY
FUND DESCRIPTIONS**

| FUND | FL STATUTE | REV: | SOURCES AND USES |
|--|-----------------|------|---|
| <u>GENERAL FUND</u> | | | |
| 001 GENERAL FUND | 129.02 (1) F.S. | REV: | Ad Valorem Taxes, Sales Tax, Licenses, Racing Tax, User fees, "General" revenue |
| | | EXP: | Leisure Services, Central Services, Health Services, Administrative, Property Appraiser, Tax Collector, Clerk to Board, Supervisor of Elections, General , Commission |
| <u>SPECIAL REVENUE FUNDS</u> | | | |
| 101 TRANSPORTATION TRUST | 129.02 (2) F.S. | REV: | Gas Taxes, Franchise Fees, Impact Fees, Mobile Home Tags, Permits |
| | | EXP: | Capital Transportation Projects, Road & Bridge, Engineering, Public Works Administration |
| 102 UNINCORPORATED SERVICES | 129.02 (6) F.S. | REV: | Ad Valorem Taxes, Fees, Fines |
| | | EXP: | Planning, Eco. Dev., Building & Zoning, Code Compliance, Comm Dev. Admin, Animal Control, Stormwater Drainage, Urban Forester |
| 103 LAW ENFORCEMENT MSTU | 129.02 (4) F.S. | REV: | Ad Valorem |
| | | EXP: | Transfer to fund 107 for Unincorporated Area Road Patrol |
| 104 GRANTS & DONATIONS | 129.02 (4) F.S. | REV: | Grants |
| | | EXP: | Grant Projects |
| 105 STATE LIBRARY GRANT | 129.02 (4) F.S. | REV: | State Library Grant, Donations |
| | | EXP: | Library |
| 106 ADDITIONAL COURT COSTS | 129.02 (4) F.S. | REV: | Court Charges |
| | | EXP: | Reimburse Fund 107 for Additional Court Costs |
| 107 FINE & FORFEITURE FUND | 129.02 (3) F.S. | REV: | Ad Valorem Taxes, Fines, E911 Fee |
| | | EXP: | Sheriff, Judicial, Central Communications, Central Services (Jail & Judicial Maintenance) |
| 108 ART SPECIAL GRANT FUND | 129.02 (4) F.S. | REV: | Grants |
| | | EXP: | Art Programs |
| 109 DRUG ABUSE TRUST FUND | 129.02 (4) F.S. | REV: | Fees |
| | | EXP: | Drug Abuse Programs |
| 111-139 SPECIAL DISTRICTS, MSBU's, MSTU's | 129.02 (6) F.S. | REV: | Ad Valorem Taxes, Special Assessments |
| | | EXP: | Street Lights, Road/Drainage Improvements to special districts |
| 140 PORT & AIRPORT FUNDS | 129.02 (6) F.S. | REV: | FAA Grants, FDOT Grants, Ad Valorem Taxes, Airport Operating Revenue |
| | | EXP: | Airport Expansion, Port Improvement, Airport & Port operations |
| 142 PORT MSBU | 129.02 (4) F.S. | REV: | Special Assessments |
| | | EXP: | Port Development |

**ST. LUCIE COUNTY
FUND DESCRIPTIONS**

| FUND | FL STATUTE | REV: | SOURCES AND USES |
|-------------------------------------|-----------------|--|------------------|
| 145-146 MOSQUITO CONTROL DISTRICT | 129.02 (6) F.S. | REV: Ad Valorem Taxes, State Allocation, Grants EXP: Mosquito Control | |
| 160 RAD PLAN MAINTENANCE | 129.02 (4) F.S. | REV: FPL/State Grant EXP: Radiological Planning and Exercises | |
| 162 TOURISM DEV - 5TH CENT | 129.02 (4) F.S. | REV: Tourism Dev- 5th Cent EXP: Sports Complex Parks and Recreation Improvements | |
| 170 COURT FACILITIES FUND | 129.02 (4) F.S. | REV: Court Fees EXP: Judicial Maintenance & Capital | |
| 171 COURT FACILITIES FUND - COURT | 129.02 (4) F.S. | REV: Court Filing Charges and Court Loses EXP: Construction, operation and maintenance of court facilities | |
| 181 HOUSING AUTHORITY | 129.02 (4) F.S. | REV: Residual Funds from Loan program EXP: St. Lucie County Housing Authority | |
| 182 ENVIRONMENTAL LAND ACQUISITION | 129.02 (4) F.S. | REV: Ad Valorem Taxes EXP: Environmental Land Acquisition | |
| 183 COURT ADMINISTRATOR | 129.02 (4) F.S. | REV: Transfer from Fine & Forfeiture(107), Grants, Circuit Counties Share EXP: Court Administrator, Mediation | |
| 184 EROSION OPERATING FUND | 129.02 (6) F.S. | REV: Ad Valorem Taxes EXP: Erosion Control Operations, Maintenance, Construction | |
| 185 HOUSING ASSISTANCE (SHIP) | 129.02 (4) F.S. | REV: Grants EXP: Housing Assistance Program | |
| 186 RECYCLING OPERATING FUND | 129.02 (4) F.S. | REV: Garbage Franchise, Grants EXP: County Recycling Program | |
| 187 BOATING IMPROVEMENT PROJECTS | 129.02 (4) F.S. | REV: Vessel Fees EXP: Interest on Projects | |
| <u>DEBT SERVICE FUNDS</u> | | | |
| 201-295 INTEREST & SINKING FUNDS | 129.02 (5) F.S. | REV: Ad Valorem Taxes, State Revenue Sharing, Special Assessments EXP: Debt Service on Bonds | |
| <u>CAPITAL PROJECT FUNDS</u> | | | |
| 301 S. COUNTY REGIONAL STADIUM | 129.02 (4) F.S. | REV: Bond Proceeds, Donations EXP: South County Annex | |
| 302 EROSION CAPITAL FUND | 129.02 (4) F.S. | REV: Cash Balance from Bond Proceeds, Grants EXP: Erosion Control Capital Projects | |
| 304 COMMUNICATIONS SYSTEM FUND | 129.02 (4) F.S. | REV: Additional Traffic Fine EXP: New Communications system | |

**ST. LUCIE COUNTY
FUND DESCRIPTIONS**

| FUND | FL STATUTE | REV: | SOURCES AND USES |
|-----------------------------------|-----------------|--------------|--|
| 305 BEACH BOND | 129.02 (4) F.S. | EXP: | Cash Balance from Bond Proceeds Beach Acquisition & Capital Improvements |
| 310 IMPACT FEES FUND | 129.02 (4) F.S. | REV: EXP: | Impact Fees Parks, Libraries, Public Building and Correctional Building |
| 315 COUNTY BUILDING FUND | 129.02 (4) F.S. | REV: EXP: | Cash Balance from Bond Proceeds Sheriff's Administration Bldg, ADA Improvements, Capital projects as approved by BOCC |
| 316 COUNTY/TRANSPORTATION CAPITAL | 129.02 (4) F.S. | REV: EXP: | Franchise Fees, Gas taxes Capital Transportation Projects, Parks Capital Projects, Capital projects as approved by BOCC |
| 330-339 CAPITAL MSBU FUNDS | 129.02 (4) F.S. | REV: EXP: | Bond Proceeds, Special Assessments MSBU Capital costs |
| 342 PORT DEVELOPMENT FUND | 129.02 (4) F.S. | REV: EXP: | Cash Balance from Bond Proceeds Port Development |
| 352 SHI WASTE WATER TREATMENT | 129.02 (4) F.S. | REV: EXP: | Cash Balance from Bond Proceeds Construction of waste and water treatment plant |
| 362 SPORT COMPLEX IMPROVEMENT | 129.02 (4) F.S. | REV: EXP: | Cash Balance from Bond Proceeds Sports Complex improvements |
| 370 MSBU INHOUSE FINANCING | 129.02 (4) F.S. | REV: EXP: | Transportation Trust Fund Assessment Proceeds from Property Owners |
| 382 ENVIRONMENTAL LAND | 129.02 (4) F.S. | REV: EXP: | Bond Proceeds Environmental Land Acquisition |
| 388-399 CAPITAL MSBU FUNDS | 129.02 (4) F.S. | REV: EXP: | Bond Proceeds, Special Assessments MSBU Capital costs |
| <u>ENTERPRISE FUNDS</u> | | | |
| 401-402 S.L.C. LANDFILL | 129.02 (4) F.S. | REV: EXP: | Landfill fees, Garbage Franchise, Grants Landfill operations, capital, reserves, debt service |
| 418 GOLF COURSE | 129.02 (4) F.S. | REV: EXP: | Golf Course User Fees, Sales Golf Course Operations |
| 421-452 UTILITY FUNDS | 129.02 (4) F.S. | REV: EXP: | Utility User Fees, Bond Proceeds Utility operations, capital |
| 461 SPORTS COMPLEX | 129.02 (4) F.S. | REV: EXP: | Sports Complex operating revenues, 2-cent Tourism Tax (transfer from Fund 610) Sports Complex operations, maintenance, and payment to SLW |
| 471-489 UTILITY FUNDS | 129.02 (4) F.S. | REV: EXP: | Utility User Fees, Bond Proceeds Utility operations, capital |

**ST. LUCIE COUNTY
FUND DESCRIPTIONS**

| FUND | FL STATUTE | SOURCES AND USES |
|--|-----------------|---|
| 491 BUILDING CODE FUND | 129.02 (4) F.S. | REV: Permit Fees EXP: Code Compliance(Building Inspections) |
| <u>INTERNAL SERVICE FUNDS</u> | | |
| 505 INSURANCE & LOSS FUND | 129.02 (4) F.S. | REV: Charges to departments, and constitutional officers EXP: Health and Life Programs, Property, Workers Compensation, and Liability coverage |
| 610-611 ONE-CENT TOURISM TRUST FUND | 129.02 (4) F.S. | REV: One-cent Tourism Tax EXP: Tourism Division Salaries & Promotions |
| 615 IMPACT FEES | 129.02 (4) F.S. | REV: Impact Fees Transfer to 101 for Road projects, Disbursement of other agency fees EXP: |
| 620 LAW ENFORCEMENT TRUST FUND | 129.02 (4) F.S. | REV: Confiscated Property EXP: Sheriff |
| 625 LAW LIBRARY | 129.02 (4) F.S. | REV: Law Library Fees EXP: Law Library Operations and books |
| 660 J & J UTILITIES | 129.02 (4) F.S. | REV: Utility User Fees EXP: Utility operations |
| 665 ART IN PUBLIC PLACES TRUST FUND | 129.02 (4) F.S. | REV: Transfer from various capital projects EXP: Art work as per ordinance |
| 666 SLC ECONOMIC DEV TRUST FUND | 129.02 (4) F.S. | REV: Delinquent Taxes , Occupational Licenses EXP: SLC Economic Dev Trust Fund |
| 670-699 CAPITAL MSBU FUNDS | 129.02 (4) F.S. | REV: Bond Proceeds, Special Assessments EXP: MSBU Capital costs |
| TOTAL FUNDS OF ST. LUCIE COUNTY : | 244 | |

FUND SOURCES & USES are listed in major revenue/expenditure order for each fund.

**ST. LUCIE COUNTY BOARD OF COUNTY COMMISSIONERS
BUDGET BY FUND
FISCAL YEAR 2004-05**

| FUND NAME | FUND # | 2001-02 BUDGET | 2001-02 ACTUAL | 2002-03 BUDGET | 2002-03 ACTUAL | 2003-04 BUDGET | 2004-05 BUDGET | % |
|------------------------------------|--------|----------------|----------------|----------------|----------------|----------------|----------------|-------|
| GENERAL FUND | 001 | 68,099,048 | 41,172,578 | 68,098,824 | 37,489,879 | 82,622,529 | 86,199,976 | 4% |
| TRANSPORTATION TRUST FUND | 101 | 30,807,713 | 10,457,395 | 36,122,581 | 12,893,081 | 49,644,874 | 57,570,134 | 16% |
| UNINCORPORATED SERVICES FUND | 102 | 7,690,497 | 3,894,754 | 11,736,038 | 3,267,987 | 17,414,297 | 16,312,472 | -6% |
| LAW ENFORCEMENT MSTU | 103 | 2,882,105 | 2,857,206 | 1,480,785 | 54,434 | 1,881,942 | 2,084,486 | 11% |
| GRANTS AND DONATIONS FUND | 104 | 345,918 | 177,469 | 356,502 | 179,626 | 337,964 | 621,840 | 84% |
| LIBRARY SPECIAL GRANTS FUND | 105 | 408,252 | 277,756 | 470,423 | 396,189 | 305,600 | 229,250 | -25% |
| ADDITIONAL COURT COSTS FUND | 106 | 229,000 | 251,061 | 259,650 | 125,057 | 281,120 | 0 | -100% |
| FINE AND FORFEITURE FUND | 107 | 50,309,043 | 47,256,527 | 53,735,613 | 50,968,578 | 45,343,828 | 50,324,751 | 11% |
| ARTS SPECIAL FUND | 108 | 5,426 | 5,225 | 0 | 0 | 0 | 0 | n/a |
| DRUG ABUSE FUND | 109 | 11,013 | 960 | 14,259 | 420 | 24,528 | 8,329 | -66% |
| RIVER PARK I FUND | 111 | 38,938 | 33,356 | 37,877 | 29,981 | 40,211 | 43,987 | 9% |
| RIVER PARK II FUND | 112 | 7,960 | 6,700 | 7,500 | 5,472 | 8,769 | 9,812 | 12% |
| HARMONY HEIGHTS 3 FUND | 113 | 3,159 | 2,633 | 3,194 | 2,368 | 4,086 | 4,358 | 7% |
| HARMONY HEIGHTS 4 FUND | 114 | 6,527 | 5,663 | 6,829 | 5,202 | 7,719 | 8,343 | 8% |
| SHERATON PLAZA FUND | 115 | 7,027 | 5,746 | 5,710 | 5,137 | 8,592 | 8,991 | 5% |
| SUNLAND GARDENS FUND | 116 | 7,961 | 6,411 | 7,289 | 5,774 | 8,508 | 8,951 | 5% |
| SUNRISE PARK FUND | 117 | 2,044 | 1,620 | 1,941 | 1,449 | 2,755 | 2,848 | 3% |
| PARADISE PARK | 118 | 11,435 | 9,400 | 11,621 | 7,367 | 10,388 | 11,090 | 7% |
| HOLIDAY PINES FUND | 119 | 11,432 | 9,440 | 10,234 | 8,497 | 11,844 | 13,183 | 11% |
| THE GROVE FUND | 120 | 2,298 | 1,988 | 2,380 | 1,794 | 3,082 | 3,280 | 6% |
| BLAKELY SUBDIVISION FUND | 121 | 1,008 | 1,005 | 942 | 785 | 1,537 | 1,844 | 20% |
| INDIAN RIVER ESTATES FUND | 122 | 13,573 | 11,159 | 12,764 | 10,554 | 14,055 | 14,837 | 6% |
| QUEENS COVE LIGHTING DISTRICT | 123 | 3,957 | 3,293 | 3,754 | 2,964 | 4,652 | 5,015 | 8% |
| LONGWOOD ESTATES FUND | 124 | 2,759 | 0 | 2,929 | 0 | 0 | 0 | n/a |
| THE WOODS FUND | 125 | 7,886 | 0 | 8,414 | 0 | 0 | 0 | n/a |
| SOUTHERN OAK ESTATES LIGHTING | 126 | 1,702 | 1,434 | 1,637 | 1,288 | 2,445 | 2,676 | 9% |
| PINE HOLLOW STREET LIGHTING MSTU | 127 | 8,400 | 4,456 | 11,779 | 3,774 | 10,296 | 13,770 | 34% |
| KINGS HWY INDUSTRIAL PARK LIGHTING | 128 | 33,358 | 1,400 | 19,920 | 7,597 | 26,547 | 21,862 | -18% |
| PARKS MSTU | 129 | 0 | 0 | 3,937,423 | 3,922,316 | 6,288,581 | 8,053,812 | 28% |
| SLC PUBLIC TRANSIT MSTU | 130 | 0 | 0 | 0 | 0 | 930,663 | 1,157,758 | 24% |
| MONTE CARLO LIGHTING MSTU #4 | 136 | 21,197 | 16,820 | 18,095 | 15,122 | 20,566 | 23,924 | 16% |
| PALM LAKE GARDENS MSTU FUND | 138 | 1,445 | 1,366 | 1,571 | 1,242 | 2,315 | 2,535 | 10% |
| PALM GROVE FUND | 139 | 10,169 | 8,618 | 9,759 | 7,735 | 10,801 | 12,022 | 11% |
| PORT AND AIRPORT | 140 | 13,364,238 | 3,178,267 | 14,122,885 | 1,550,608 | 16,957,584 | 19,038,890 | 12% |
| PORT MSBU DEVELOPMENT FUND | 142 | 153,140 | 28,915 | 136,050 | 29,007 | 153,485 | 106,510 | -31% |
| MOSQUITO CONTROL FUNDS | 145 | 2,904,314 | 2,142,775 | 3,045,712 | 2,070,577 | 3,557,577 | 4,215,063 | 18% |
| MOSQUITO CONTROL STATE FUNDS | 146 | 34,839 | 34,728 | 47,249 | 44,559 | 46,945 | 37,045 | -21% |
| RAD | 160 | 237,924 | 228,545 | 244,271 | 205,901 | 253,200 | 298,632 | 18% |
| TOURISM DEV - 5TH CENT | 162 | 0 | 0 | 0 | 5,644 | 412,270 | 494,688 | 20% |
| COURT FACILITIES | 170 | 652,758 | 0 | 834,215 | 0 | 1,019,655 | 1,639,124 | 61% |
| COURT FACILITIES FUND | 171 | 75,308 | 0 | 100,898 | 0 | 126,504 | 141,062 | 12% |
| HOUSING AUTHORITY | 181 | 56,481 | 8,119 | 61,154 | 11,609 | 65,084 | 48,108 | -26% |
| ENVIRONMENTAL LANDS | 182 | 62,378 | 0 | 65,036 | 0 | 66,821 | 0 | -100% |
| COURT ADMINISTRATOR | 183 | 1,862,479 | 608,644 | 2,191,406 | 660,594 | 2,033,639 | 2,206,490 | 8% |
| EROSION DISTRICT | 184 | 4,842,388 | 1,152,971 | 5,467,716 | 2,849,818 | 6,063,011 | 3,404,660 | -44% |
| SHIP | 185 | 1,158,083 | 496,628 | 1,119,210 | 543,674 | 1,325,000 | 1,054,656 | -20% |
| RECYCLING OPERATING FUND | 186 | 315,724 | 294,000 | 23,908 | 0 | 0 | 0 | n/a |
| BOATING IMPROVEMENTS PROJECTS | 187 | 112,563 | 0 | 290,719 | 16,392 | 351,679 | 316,096 | -10% |
| BLUEFIELD RANCH IMPROVEMENTS | 188 | 102,000 | 0 | 101,855 | 0 | 107,655 | 106,579 | -1% |
| S. COUNTY REGIONAL STADIUM | 201 | 54,704 | 54,778 | 54,681 | 54,612 | 55,042 | 54,963 | 0% |
| EROSION BOND I & S FUND | 202 | 5,450 | 5,414 | 0 | 0 | 0 | 0 | n/a |
| COMMUNICATION SYSTEM I & S FUND | 204 | 1,260,902 | 904,578 | 1,462,512 | 1,201,823 | 1,294,036 | 1,298,525 | 0% |
| BEACH BOND I & S FUND | 205 | 1,341,572 | 1,077,847 | 1,117,633 | 1,090,713 | 55,578 | 0 | -100% |
| IMPACT FEES I&S | 210 | 0 | 0 | 0 | 0 | 0 | 262,163 | n/a |
| 5YR BUILDING BOND I & S FUND | 215 | 6,393,594 | 2,888,632 | 48,418,235 | 41,185,625 | 8,488,754 | 8,857,602 | 4% |
| COUNTY CAPITAL I&S | 216 | 0 | 0 | 0 | 0 | 0 | 961,239 | n/a |
| JAIL BOND I & S FUND | 220 | 168,384 | 161,606 | 0 | 0 | 0 | 0 | n/a |
| BECKER ROAD I&S FUND | 235 | 748,445 | 216,794 | 675,453 | 357,997 | 415,927 | 225,015 | -46% |
| PORT I&S FUND | 242 | 646,195 | 300,601 | 605,158 | 323,960 | 546,740 | 551,361 | 1% |
| CAPITAL PROJECTS I&S | 250 | 0 | 0 | 0 | 0 | 0 | 577,579 | n/a |
| TOURISM DVE 4TH CENT I & S FUND | 262 | 484,704 | 439,388 | 461,137 | 202,116 | 931,358 | 1,074,864 | 15% |
| ENVIRONMENTAL LAND I & S FUND | 282 | 5,173,078 | 4,598,355 | 5,278,880 | 1,600,835 | 1,993,693 | 2,177,499 | 9% |
| RIVER BRANCH I & S FUND | 295 | 0 | 0 | 15,122 | 4,665 | 40,987 | 36,526 | -11% |
| S. COUNTY REGIONAL STADIUM | 301 | 8,452 | 0 | 27,123 | 0 | 23,250 | 0 | -100% |
| COMMUNICATIONS SYSTEM | 304 | 117,326 | 96,318 | 0 | 0 | 0 | 0 | n/a |
| BEACH BOND | 305 | 253,954 | 1,000 | 258,649 | 0 | 260,209 | 259,857 | 0% |
| IMPACT FEE FUNDS | 310 | 4,780,794 | 365,140 | 8,544,383 | 1,509,788 | 12,523,895 | 17,134,994 | 37% |
| COUNTY BUILDING BOND FUND | 315 | 773,170 | 23,768 | 28,095,222 | 98,857 | 27,390,435 | 25,159,061 | -8% |
| COUNTY & TRANSPORTATION CAPITAL | 316 | 18,973,016 | 4,409,435 | 31,068,953 | 9,252,179 | 34,104,230 | 21,198,250 | -38% |
| LAKEWOOD PARK FUND | 330 | 5,462 | 2,130 | 3,629 | 1,424 | 3,361 | 1,628 | -52% |
| TWIN OAK TRAIL ACCESS FUND | 332 | 247 | 0 | 0 | 0 | 0 | 0 | n/a |
| BECKER ROAD ASSESSMENT CAPITAL | 335 | 168,791 | 160,242 | 0 | 0 | 0 | 0 | n/a |
| PORT DEVELOPMENT CAPITAL FUND | 342 | 215,667 | 0 | 217,095 | 0 | 220,670 | 221,328 | 0% |

**ST. LUCIE COUNTY BOARD OF COUNTY COMMISSIONERS
BUDGET BY FUND
FISCAL YEAR 2004-05**

| FUND NAME | FUND # | 2001-02 BUDGET | 2001-02 ACTUAL | 2002-03 BUDGET | 2002-03 ACTUAL | 2003-04 BUDGET | 2004-05 BUDGET | % |
|--------------------------------------|--------|--------------------|--------------------|--------------------|--------------------|--------------------|--------------------|------------|
| SHI WSTEWATER TREATMENT | 352 | 121,393 | 118,375 | 0 | 0 | 0 | 0 | n/a |
| SPORTS COMPLEX IMPROV FUND | 362 | 587,414 | 42,828 | 544,879 | 756,998 | 9,122,460 | 0 | -100% |
| MSBU INHOUSE FINANCING PROJECTS | 370 | 321,935 | 23,774 | 521,841 | 110,817 | 699,898 | 736,494 | 5% |
| ENVIRONMENTAL LAND CAPITAL | 382 | 9,227,321 | 90,644 | 9,347,350 | 4,912,950 | 11,328,977 | 5,701,033 | -50% |
| BRIARGATE MSBU CAPITAL | 388 | 39,398 | 6,155 | 0 | 0 | 0 | 0 | n/a |
| ROUSE ROAD MSBU CAPITAL | 389 | 287,732 | 216,620 | 247,118 | 45,251 | 0 | 0 | n/a |
| TREASURE COVE/OCEAN HARBOR S | 390 | 674,470 | 91,771 | 2,252,748 | 665,512 | 2,310,215 | 906,000 | -61% |
| RIVER BRANCH MSBU CAPITAL | 395 | 317,499 | 270,859 | 189,388 | 15,125 | 0 | 0 | n/a |
| LENNARD ROAD 1 ROADWAY CAPITAL | 396 | 391,350 | 123,520 | 276,345 | 44,003 | 949,609 | 347,458 | -63% |
| LENNARD ROAD 2 WATER CAPITAL | 397 | 76,759 | 205 | 76,357 | 96 | 235,849 | 36,872 | -84% |
| LENNARD ROAD 3 SEWER CAPITAL | 398 | 35,830 | 203 | 35,406 | 95 | 110,095 | 26,327 | -76% |
| GREY TWIG LANE MSBU | 399 | 152,000 | 11,083 | 346,070 | 1,140 | 187,304 | 164,579 | -12% |
| SANITARY LANDFILL | 401 | 19,842,017 | 5,623,115 | 16,570,936 | 6,763,499 | 23,080,978 | 14,250,970 | -38% |
| GOLF COURSE | 418 | 2,569,569 | 1,966,270 | 2,243,544 | 1,332,039 | 2,313,847 | 2,008,710 | -13% |
| HEW UTILITIES | 421 | 100,992 | 51,778 | 104,358 | 40,869 | 113,983 | 157,699 | 38% |
| NO. HUTCHINSON UTILITIES | 441 | 2,877,957 | 1,815,954 | 2,642,565 | 1,436,138 | 2,672,441 | 2,574,656 | -4% |
| NO. HUTCHINSON R&R | 448 | 459,966 | 373,063 | 340,926 | 116,048 | 186,956 | 175,703 | -6% |
| NO. HUTCHINSON CAPITAL | 449 | 3,233,649 | 641,773 | 2,122,829 | 937,501 | 2,399,238 | 2,078,206 | -13% |
| SO. HUTCHINSON UTILITIES FUND | 451 | 2,387,391 | 1,798,637 | 2,435,489 | 1,020,015 | 2,160,818 | 2,313,417 | 7% |
| SO. HUTCHINSON RENEWAL & REPLCMNT | 458 | 255,454 | 149,332 | 1,066,155 | 147,223 | 787,342 | 273,550 | -65% |
| SPORTS COMPLEX | 461 | 1,555,083 | 1,687,285 | 1,944,659 | 1,316,732 | 1,873,756 | 1,676,909 | -11% |
| HOLIDAY PINES UTILITIES | 471 | 1,049,196 | 863,364 | 1,863,449 | 641,844 | 1,124,032 | 2,457,693 | 119% |
| HOLIDAY PINES RENEWAL REPLACE | 478 | 287,750 | 161,129 | 277,021 | 94,886 | 78,072 | 63,724 | -18% |
| HOLIDAY PINES CAPITAL FACILITIES | 479 | 48,193 | 44,659 | 330,993 | 27,460 | 6,288,742 | 3,697,392 | -41% |
| AIRPORT UTILITIES DISTRICT | 481 | 0 | 0 | 3,000 | 995 | 86,400 | 133,231 | 54% |
| AIRPORT UTILITIES - CAPITAL FAC FUND | 489 | 0 | 0 | 7,000 | 0 | 64,193 | 44,053 | -31% |
| BUILDING CODE FUND | 491 | 2,582,231 | 1,290,630 | 3,592,188 | 1,541,113 | 3,771,332 | 3,700,000 | -2% |
| INFORMATION TECHNOLOGY | 501 | 1,471,610 | 0 | 0 | 0 | 0 | 0 | n/a |
| INSURANCE & LOSS | 505 | 8,948,458 | 10,319,173 | 12,090,047 | 10,382,567 | 14,638,355 | 15,238,339 | 4% |
| SERVICE GARAGE | 510 | 50,292 | 0 | 0 | 0 | 0 | 0 | n/a |
| TOURIST DEVELOPMENT | 610 | 1,697,026 | 1,934,495 | 833,944 | 81,923 | 834,444 | 970,884 | 16% |
| TOURIST DEVELOPMENT-ADVERTISING | 611 | 788,642 | 484,360 | 671,697 | 490,856 | 580,820 | 581,590 | 0% |
| IMPACT FEE FUNDS | 615 | 0 | 0 | 15,942,808 | 0 | 0 | 0 | n/a |
| LAW ENFORCEMENT TRUST FUND | 620 | 762,728 | 512,513 | 357,995 | 0 | 235,319 | 272,265 | 16% |
| LAW LIBRARY | 625 | 436,062 | 0 | 510,538 | 212,835 | 205,000 | 396,012 | 93% |
| J & J UTILITIES | 660 | 3,069 | 0 | 0 | 0 | 0 | 0 | n/a |
| SLC ART IN PUBLIC PLACES TRUST FUND | 665 | 193,441 | 1,300 | 369,951 | 11,140 | 627,052 | 734,841 | 17% |
| SLC ECONOMIC DEVELOPMENT | 666 | 173,470 | 2,120 | 297,620 | 101,690 | 367,075 | 269,416 | -27% |
| F.F.A. ROAD | 672 | 34,120 | 0 | 36,286 | 0 | 33,849 | 0 | -100% |
| SOUTH HUTCHINSON | 673 | 2,890,596 | 0 | 3,514,543 | 0 | 3,550,944 | 3,921,165 | 10% |
| DRIFWOOD MANOR | 674 | 32,665 | 0 | 16,967 | 0 | 16,471 | 31,384 | 91% |
| KING ORANGE MSBU | 676 | 48,053 | 0 | 38,693 | 0 | 39,206 | 33,511 | -15% |
| LOST TREE ESTATES | 677 | 7,700 | 0 | 6,275 | 0 | 6,634 | 4,996 | -25% |
| ANITA STREET MSBU | 678 | 16,517 | 0 | 4,789 | 0 | 4,983 | 10,539 | 111% |
| TIMBERLAKE ESTATES MSBU | 679 | 52,865 | 0 | 31,664 | 0 | 32,443 | 23,656 | -27% |
| BRIARGATE MSBU | 688 | 5,660 | 0 | 3,005 | 0 | 3,259 | 3,703 | 14% |
| ROUSE ROAD MSBU | 689 | 0 | 0 | 5,966 | 0 | 19,503 | 27,416 | 41% |
| TREASURE COVE/OCEAN HARBOR | 690 | 0 | 0 | 5,000 | 0 | 0 | 0 | n/a |
| NORTH AIA MSBU | 691 | 71,564 | 0 | 16,966 | 0 | 14,053 | 15,555 | 11% |
| IDEAL HOLDING ROAD MSBU | 692 | 21,004 | 0 | 16,887 | 0 | 14,377 | 20,437 | 42% |
| WESTGLEN MSBU | 693 | 83,818 | 0 | 16,910 | 0 | 12,600 | 12,314 | -2% |
| RAINTREE FOREST MSBU | 694 | 60,485 | 0 | 15,812 | 0 | 10,530 | 9,021 | -14% |
| RIVER BRANCH MSBU AGENCY FUND | 695 | 0 | 0 | 5,000 | 0 | 17,021 | 0 | -100% |
| LENNARD ROAD 3 - SEWER | 698 | 0 | 0 | 64 | 0 | 0 | 0 | n/a |
| GREY TWIG LANE MSBU | 699 | 0 | 0 | 0 | 0 | 25,379 | 0 | -100% |
| GENERAL FIXED ASSETS | 901 | 0 | 0 | 0 | 7,808,936 | 0 | 0 | n/a |
| TOTAL BUDGET: | | 295,833,168 | 161,080,034 | 414,746,427 | 215,352,941 | 419,399,222 | 402,037,913 | -4% |

**SUMMARY OF REVENUES AND EXPENDITURES
MAJOR FUNDS**

| | GENERAL FUND | | | FINE AND FORFEITURE | | | TRANSPORTATION TRUST | | |
|--------------------------------------|-------------------|-------------------|-------------------|---------------------|-------------------|-------------------|----------------------|-------------------|-------------------|
| | FY 2003 Actual | FY 2004 Budget | FY 2005 Budget | FY 2003 Actual | FY 2004 Budget | FY 2005 Budget | FY 2003 Actual | FY 2004 Budget | FY 2005 Budget |
| ESTIMATED REVENUES: | | | | | | | | | |
| EST. BEGINNING BALANCES | 24,248,757 | 20,746,771 | 15,584,210 | 3,575,391 | 2,939,847 | 1,744,763 | 11,872,609 | 22,623,279 | 28,869,939 |
| TAXES | 27,183,233 | 44,155,546 | 55,935,256 | 42,074,597 | 37,791,242 | 44,928,472 | 5,923,160 | 6,015,435 | 7,512,847 |
| LICENSES & PERMITS | 35,405 | 51,000 | 50,500 | 0 | 0 | 0 | 37,887 | 957,000 | 31,500 |
| INTERGOVERNMENTAL REVENUES | 6,777,740 | 8,591,036 | 8,963,389 | 1,029,603 | 63,476 | 0 | 3,783,739 | 18,046,459 | 18,337,637 |
| CHARGES FOR SERVICES | 1,232,096 | 3,062,204 | 2,131,782 | 1,163,955 | 1,215,689 | 2,287,567 | 32,978 | 0 | 0 |
| FINES AND FORFEITS | 47,739 | 49,000 | 49,500 | 2,151,962 | 1,860,054 | 382,130 | 0 | 0 | 0 |
| MISCELLANEOUS REVENUES | 2,056,799 | 5,114,492 | 4,703,374 | 658,459 | 625,982 | 614,061 | 2,101,648 | 1,957,526 | 3,564,005 |
| OTHER FINANCING SOURCES | | | | | | | | | |
| INTERFUND TRANSFERS-IN | 2,805,161 | 2,777,596 | 2,089,000 | 3,112,233 | 2,896,501 | 2,778,368 | 500,000 | 0 | 0 |
| PROCEEDS FROM LOANS/BONDS | 630,915 | 279,000 | 0 | 0 | 0 | 0 | 132,478 | 0 | 0 |
| INTERNAL SERVICES & OTHER | 0 | 112,066 | 0 | 0 | 0 | 0 | 0 | 0 | 0 |
| LESS 5% | 0 | -2,820,505 | -3,307,035 | 0 | -2,243,424 | -2,410,610 | 0 | -630,628 | -745,794 |
| TOTAL EST. REVENUE SOURCES | 65,017,845 | 82,118,206 | 86,199,976 | 53,766,200 | 45,149,367 | 50,324,751 | 24,384,499 | 48,969,071 | 57,570,134 |
| ESTIMATED EXPENDITURES: | | | | | | | | | |
| GENERAL GOVERNMENT | 15,212,138 | 25,026,818 | 22,309,348 | 2,343,009 | 6,899,171 | 7,266,576 | 79,582 | 2,392,158 | 2,412,332 |
| PUBLIC SAFETY | 828,850 | 1,864,193 | 1,845,308 | 4,453,519 | 5,905,720 | 9,195,929 | 0 | 0 | 0 |
| PHYSICAL ENVIRONMENT | 1,856,729 | 2,323,738 | 3,296,152 | 0 | 0 | 0 | 0 | 0 | 0 |
| TRANSPORTATION | 1,800,254 | 844,961 | 3,557,677 | 0 | 0 | 0 | 13,994,612 | 42,747,687 | 52,811,229 |
| ECONOMIC ENVIRONMENT | 863,734 | 1,290,376 | 1,962,049 | 366,421 | 472,058 | 991,880 | 0 | 0 | 0 |
| HUMAN SERV. & COURT RELATED | 4,055,032 | 5,562,183 | 5,447,508 | 5,209,681 | 2,839,515 | 2,328,110 | 0 | 0 | 0 |
| CULTURE & RECREATION | 11,224,693 | 11,901,383 | 14,557,083 | 0 | 0 | 0 | 0 | 0 | 230,000 |
| DEBT SERVICE-PRINCIPAL | 739,832 | 721,643 | 689,053 | 88,771 | 0 | 0 | 0 | 0 | 0 |
| DEBT SERVICE-INTEREST & FEES | 157,816 | 32,097 | 75,957 | 153,561 | 0 | 0 | 0 | 0 | 0 |
| TOTAL EXPENDITURES/EXPENSES | 36,739,078 | 49,567,392 | 53,740,135 | 12,614,962 | 16,116,464 | 19,782,495 | 14,074,194 | 45,139,845 | 55,453,561 |
| OTHER FINANCING USES | | | | | | | | | |
| INTERFUND TRANS & OTHER | 8,353,906 | 4,690,161 | 3,862,760 | 463,265 | 538,602 | 849,494 | 15,812 | 40,938 | 0 |
| TRANSFER TO CONST. OFFICERS | 2,749,871 | 15,017,873 | 17,400,220 | 37,641,962 | 28,231,021 | 28,082,767 | 0 | 0 | 0 |
| TOTAL EXPENDITURES & USES | 47,842,855 | 69,275,426 | 75,003,115 | 50,720,189 | 44,886,087 | 48,714,756 | 14,090,006 | 45,180,783 | 55,453,561 |
| ESTIMATED ENDING BALANCE | 17,174,990 | 12,842,780 | 11,196,861 | 3,046,011 | 263,280 | 1,609,995 | 10,294,493 | 3,788,288 | 2,116,573 |
| TOTAL EXPENDITURES, USES | 65,017,845 | 82,118,206 | 86,199,976 | 53,766,200 | 45,149,367 | 50,324,751 | 24,384,499 | 48,969,071 | 57,570,134 |

**SUMMARY OF REVENUES AND EXPENDITURES
MAJOR FUNDS**

| | PORT AND AIRPORT | | | MOSQUITO CONTROL | | | COMMUNICATION INTEREST & SINKING | | |
|--------------------------------------|---------------------|-------------------|-------------------|---------------------|-------------------|-------------------|-------------------------------------|-------------------|-------------------|
| | FY 2003 Actual | FY 2004 Budget | FY 2005 Budget | FY 2003 Actual | FY 2004 Budget | FY 2005 Budget | FY 2003 Actual | FY 2004 Budget | FY 2005 Budget |
| ESTIMATED REVENUES: | | | | | | | | | |
| EST. BEGINNING BALANCES | 4,497,406 | 3,375,878 | 6,151,537 | 426,011 | 283,981 | 478,299 | 486,659 | 276,787 | 281,689 |
| TAXES | 1,121 | | | 2,429,607 | 2,902,418 | 3,657,405 | 0 | | |
| LICENSES & PERMITS | 0 | 0 | 0 | 0 | 0 | 0 | 0 | 0 | 0 |
| INTERGOVERNMENTAL REVENUES | 9,427,141 | 5,795,362 | 11,251,907 | 111,863 | 194,449 | 269,275 | 0 | 0 | 0 |
| CHARGES FOR SERVICES | 547,671 | 571,835 | 552,004 | 0 | 0 | 0 | 0 | 0 | 0 |
| FINES AND FORFEITS | 0 | 0 | 0 | 0 | 0 | 0 | 450,282 | 480,000 | 480,000 |
| MISCELLANEOUS REVENUES | 345,062 | 36,000 | 119,500 | 33,002 | 36,000 | 30,000 | 442,541 | 435,172 | 434,880 |
| OTHER FINANCING SOURCES | | | | | | | | | |
| INTERFUND TRANSFERS-IN | 1,697,629 | 1,384,489 | 1,071,627 | 22,619 | 0 | 0 | 156,811 | 155,617 | 155,474 |
| PROCEEDS FROM LOANS/BONDS | 0 | 0 | 0 | 33,040 | 0 | 0 | 0 | 0 | 0 |
| INTERNAL SERVICES & OTHER | 0 | 0 | 0 | 0 | 0 | 0 | 0 | 0 | 0 |
| LESS 5% | 0 | 0 | -1,175 | 0 | -146,922 | -182,871 | 0 | -53,540 | -53,518 |
| TOTAL EST. REVENUE SOURCES | 16,516,030 | 11,163,564 | 19,145,400 | 3,056,142 | 3,269,926 | 4,252,108 | 1,536,293 | 1,294,036 | 1,298,525 |
| ESTIMATED EXPENDITURES: | | | | | | | | | |
| GENERAL GOVERNMENT | 0 | 0 | 1,364 | 141,582 | 294,493 | 359,439 | 0 | 3,861 | 3,861 |
| PUBLIC SAFETY | 0 | 0 | 0 | 0 | 0 | 0 | 0 | 0 | 0 |
| PHYSICAL ENVIRONMENT | 19,992 | 0 | 0 | 0 | 0 | 0 | 0 | 0 | 0 |
| TRANSPORTATION | 1,709,961 | 10,274,608 | 19,066,900 | 0 | 0 | 0 | 0 | 0 | 0 |
| ECONOMIC ENVIRONMENT | 0 | 0 | 0 | 11,015 | 11,016 | 0 | 0 | 0 | 0 |
| HUMAN SERV. & COURT RELATED | 0 | 0 | 0 | 2,223,095 | 2,329,170 | 2,993,296 | 0 | 0 | 0 |
| CULTURE & RECREATION | 0 | 0 | 0 | 0 | 0 | 0 | 0 | 0 | 0 |
| DEBT SERVICE-PRINCIPAL | 7,982,491 | 0 | 0 | 18,470 | 0 | 0 | 510,000 | 535,000 | 560,000 |
| DEBT SERVICE-INTEREST & FEES | 42,834 | 0 | 0 | 1,007 | 0 | 0 | 391,822 | 369,632 | 343,485 |
| TOTAL EXPENDITURES/EXPENSES | 9,755,278 | 10,274,608 | 19,068,264 | 2,395,169 | 2,634,679 | 3,352,735 | 901,822 | 908,493 | 907,346 |
| OTHER FINANCING USES | | | | | | | | | |
| INTERFUND TRANS & OTHER | 799 | 80,128 | 18,251 | 115,975 | 0 | 0 | 300,000 | 200,000 | 200,000 |
| TRANSFER TO CONST. OFFICERS | 0 | 0 | 0 | 0 | 0 | 0 | 0 | 0 | 0 |
| TOTAL EXPENDITURES & USES | 9,756,077 | 10,354,736 | 19,086,515 | 2,511,144 | 2,634,679 | 3,352,735 | 1,201,822 | 1,108,493 | 1,107,346 |
| ESTIMATED ENDING BALANCE | 6,759,953 | 808,828 | 58,885 | 544,998 | 635,247 | 899,373 | 334,471 | 185,543 | 191,179 |
| TOTAL EXPENDITURES, USES | 16,516,030 | 11,163,564 | 19,145,400 | 3,056,142 | 3,269,926 | 4,252,108 | 1,536,293 | 1,294,036 | 1,298,525 |

**SUMMARY OF REVENUES AND EXPENDITURES
MAJOR FUNDS**

| | ENTERPRISE & OTHER NON-MAJOR FUNDS | | | TOTAL ALL FUNDS | | |
|--------------------------------------|---------------------------------------|--------------------|--------------------|--------------------|--------------------|--------------------|
| | FY 2003 | FY 2004 | FY 2005 | FY 2003 | FY 2004 | FY 2005 |
| | Actual | Budget | Budget | Actual | Budget | Budget |
| ESTIMATED REVENUES: | | | | | | |
| EST. BEGINNING BALANCES | 72,851,628 | 119,573,707 | 95,070,807 | 117,958,461 | 169,820,250 | 148,181,244 |
| TAXES | 14,327,627 | 19,117,498 | 21,869,212 | 91,939,345 | 109,982,139 | 133,903,192 |
| LICENSES & PERMITS | 2,067,529 | 1,842,000 | 2,280,763 | 2,140,821 | 2,850,000 | 2,362,763 |
| INTERGOVERNMENTAL REVENUES | 12,163,646 | 12,712,425 | 14,943,421 | 33,293,732 | 45,403,207 | 53,765,629 |
| CHARGES FOR SERVICES | 26,252,734 | 25,791,230 | 30,718,265 | 29,229,434 | 30,640,958 | 35,689,618 |
| FINES AND FORFEITS | 461,890 | 439,400 | 559,259 | 3,111,873 | 2,828,454 | 1,470,889 |
| MISCELLANEOUS REVENUES | 5,093,948 | 8,249,127 | 8,601,561 | 10,731,459 | 16,454,299 | 18,067,381 |
| OTHER FINANCING SOURCES | | | | | | |
| INTERFUND TRANSFERS-IN | 13,821,492 | 6,080,790 | 7,135,435 | 22,115,945 | 13,294,993 | 13,229,904 |
| PROCEEDS FROM LOANS/BONDS | 81,871,323 | 7,675,960 | 4,674,133 | 82,667,756 | 7,954,960 | 4,674,133 |
| INTERNAL SERVICES & OTHER | 18,303,742 | 155,617 | 155,474 | 18,303,742 | 267,683 | 155,474 |
| LESS 5% | 0 | -2,335,591 | -2,761,311 | 0 | -8,230,610 | -9,462,314 |
| TOTAL EST. REVENUE SOURCES | 247,215,559 | 199,302,163 | 183,247,019 | 411,492,568 | 391,266,333 | 402,037,913 |
| ESTIMATED EXPENDITURES: | | | | | | |
| GENERAL GOVERNMENT | 58,990,059 | 34,537,678 | 34,088,993 | 76,766,370 | 69,154,179 | 66,441,913 |
| PUBLIC SAFETY | 4,420,039 | 20,687,073 | 22,771,655 | 9,702,408 | 28,456,986 | 33,812,892 |
| PHYSICAL ENVIRONMENT | 17,397,427 | 42,817,942 | 39,092,837 | 19,274,148 | 45,141,680 | 42,388,989 |
| TRANSPORTATION | 5,170,951 | 14,983,033 | 8,546,015 | 22,675,778 | 68,850,289 | 83,981,821 |
| ECONOMIC ENVIRONMENT | 1,082,646 | 2,226,867 | 1,545,629 | 2,323,816 | 4,000,317 | 4,499,558 |
| HUMAN SERV. & COURT RELATED | 617,810 | 2,769,117 | 2,169,065 | 12,105,618 | 13,499,985 | 12,937,979 |
| CULTURE & RECREATION | 687,749 | 29,971,253 | 30,037,885 | 11,912,442 | 41,872,636 | 44,824,968 |
| DEBT SERVICE-PRINCIPAL | 21,957,929 | 4,822,280 | 5,862,834 | 31,297,493 | 6,078,923 | 7,111,887 |
| DEBT SERVICE-INTEREST & FEES | 4,058,315 | 6,407,676 | 5,933,382 | 4,805,355 | 6,809,405 | 6,352,824 |
| TOTAL EXPENDITURES/EXPENSES | 114,382,925 | 159,222,919 | 150,048,295 | 190,863,428 | 283,864,400 | 302,352,831 |
| OTHER FINANCING USES | | | | | | |
| INTERFUND TRANS & OTHER | 13,383,086 | 7,745,164 | 6,947,277 | 22,632,843 | 13,294,993 | 11,877,782 |
| TRANSFER TO CONST. OFFICERS | 0 | 0 | 0 | 40,391,833 | 43,248,894 | 45,482,987 |
| TOTAL EXPENDITURES & USES | 127,766,011 | 166,968,083 | 156,995,572 | 253,888,104 | 340,408,287 | 359,713,600 |
| ESTIMATED ENDING BALANCE | 119,449,528 | 32,334,080 | 26,251,447 | 157,604,444 | 50,858,046 | 42,324,313 |
| TOTAL EXPENDITURES,USES | 247,215,539 | 199,302,163 | 183,247,019 | 411,492,548 | 391,266,333 | 402,037,913 |

Estimated Changes in Fund Balance

| Fund Name | Beginning Fund Bal | Revenues/ Sources | Expenses/ Uses | Ending Fund Bal |
|------------------------------------|-----------------------|----------------------|-------------------|--------------------|
| GENERAL FUND | | | | |
| GENERAL FUND | \$17,221,958 | \$56,755,802 | \$58,393,550 | \$15,584,210 |
| Subtotal | \$17,221,958 | \$56,755,802 | \$58,393,550 | \$15,584,210 |
| SPECIAL REVENUE FUNDS | | | | |
| TRANSPORTATION TRUST FUND | \$22,781,528 | \$18,013,039 | \$11,924,628 | \$28,869,939 |
| UNINCORPORATED SERVICES FUND | \$5,107,748 | \$6,778,797 | \$6,964,135 | \$4,922,410 |
| LAW ENFORCEMENT MSTU | \$16,587 | \$1,864,011 | \$1,880,598 | \$0 |
| GRANTS AND DONATIONS FUND | \$127,667 | \$223,420 | \$221,268 | \$129,820 |
| LIBRARY SPECIAL GRANTS FUND | \$5,002 | \$286,905 | \$283,906 | \$8,000 |
| ADDITIONAL COURT COSTS FUND | \$0 | \$288,316 | \$288,316 | \$0 |
| FINE AND FORFEITURE FUND | \$3,075,436 | \$43,325,016 | \$44,655,689 | \$1,744,763 |
| DRUG ABUSE FUND | \$16,723 | \$10,069 | \$18,463 | \$8,329 |
| RIVER PARK I FUND | \$4,459 | \$38,284 | \$38,243 | \$4,500 |
| RIVER PARK II FUND | \$1,322 | \$8,589 | \$8,911 | \$1,000 |
| HARMONY HEIGHTS 3 FUND | \$608 | \$3,756 | \$3,880 | \$485 |
| HARMONY HEIGHTS 4 FUND | \$1,254 | \$7,664 | \$8,071 | \$847 |
| SHERATON PLAZA FUND | \$0 | \$8,914 | \$8,913 | \$0 |
| SUNLAND GARDENS FUND | \$850 | \$8,104 | \$8,454 | \$500 |
| SUNRISE PARK FUND | \$369 | \$2,561 | \$2,730 | \$200 |
| PARADISE PARK | \$3,736 | \$8,153 | \$10,256 | \$1,633 |
| HOLIDAY PINES FUND | \$725 | \$11,765 | \$11,490 | \$1,000 |
| THE GROVE FUND | \$362 | \$2,890 | \$2,952 | \$300 |
| BLAKELY SUBDIVISION FUND | \$28 | \$1,629 | \$1,632 | \$25 |
| INDIAN RIVER ESTATES FUND | \$983 | \$13,363 | \$13,346 | \$1,000 |
| QUEENS COVE LIGHTING DISTRICT | \$429 | \$4,455 | \$4,484 | \$400 |
| SOUTHERN OAK ESTATES LIGHTING | \$202 | \$2,357 | \$2,359 | \$200 |
| PINE HOLLOW STREET LIGHTING MSTU | \$7,102 | \$4,997 | \$2,929 | \$9,170 |
| KINGS HWY INDUSTRIAL PARK LIGHTING | \$12,382 | \$6,736 | \$3,256 | \$15,862 |
| PARKS MSTU | \$0 | \$3,924,131 | \$1,522,087 | \$2,402,044 |
| SLC PUBLIC TRANSIT MSTU | \$0 | \$930,663 | \$930,663 | \$0 |
| TWIN OAKS TRAIL ACCESS MSBU | \$14 | \$0 | \$14 | \$0 |
| MONTE CARLO LIGHTING MSTU #4 | \$0 | \$20,392 | \$17,892 | \$2,500 |
| PALM LAKE GARDENS MSTU FUND | \$0 | \$2,257 | \$2,057 | \$200 |
| PALM GROVE FUND | \$1,046 | \$10,245 | \$9,991 | \$1,300 |
| PORT AND AIRPORT | \$4,378,523 | \$5,606,443 | \$3,917,614 | \$6,067,352 |
| PORT MSBU DEVELOPMENT FUND | \$90,984 | \$22,763 | \$29,561 | \$84,185 |
| MOSQUITO CONTROL FUNDS | \$470,564 | \$3,134,618 | \$3,126,883 | \$478,299 |
| MOSQUITO CONTROL STATE FUNDS | \$33,303 | \$54,836 | \$88,139 | \$0 |
| RAD | \$20,584 | \$343,557 | \$349,140 | \$15,000 |
| TOURISM DEV - 5TH CENT | \$231,217 | \$490,775 | \$721,993 | \$0 |
| COURT FACILITIES | \$1,021,624 | \$127,069 | \$157,236 | \$991,457 |
| COURT FACILITIES FUND | \$111,525 | \$29,537 | \$0 | \$141,062 |
| HOUSING AUTHORITY | \$44,214 | \$11,578 | \$12,909 | \$42,883 |
| ENVIRONMENTAL LANDS | \$66,774 | \$832 | \$67,606 | \$0 |
| COURT ADMINISTRATOR | \$1,251,908 | \$917,438 | \$1,150,143 | \$1,019,203 |
| EROSION DISTRICT | \$1,619,399 | \$3,083,395 | \$3,469,803 | \$1,232,991 |
| SHIP | \$656,855 | \$397,838 | \$526,150 | \$528,544 |
| BOATING IMPROVEMENTS PROJECTS | \$136,742 | \$183,357 | \$95,374 | \$224,725 |
| BLUEFIELD RANCH IMPROVEMENTS | \$104,679 | \$0 | \$0 | \$104,679 |
| Subtotal | \$41,405,457 | \$90,215,514 | \$82,564,162 | \$49,056,808 |

Estimated Changes in Fund Balance

| Fund Name | Beginning Fund Bal | Revenues/ Sources | Expenses/ Uses | Ending Fund Bal |
|-----------------------------------|-----------------------|----------------------|-------------------|--------------------|
| DEBT SERVICE FUNDS | | | | |
| S. COUNTY REGIONAL STADIUM | \$25 | \$54,564 | \$54,589 | \$0 |
| COMMUNICATION SYSTEM I & S FUND | \$334,451 | \$1,050,731 | \$1,103,492 | \$281,689 |
| BEACH BOND I & S FUND | \$60,104 | \$1,013 | \$61,117 | \$0 |
| IMPACT FEES I&S | \$0 | \$261,916 | \$261,916 | \$0 |
| 5YR BUILDING BOND I & S FUND | \$1,736,451 | \$7,632,317 | \$7,872,862 | \$1,495,906 |
| COUNTY CAPITAL I&S | \$0 | \$182,511 | \$182,511 | \$0 |
| BECKER ROAD I&S FUND | \$210,019 | \$37,662 | \$41,779 | \$205,902 |
| PORT I&S FUND | \$299,542 | \$254,923 | \$315,284 | \$239,181 |
| CAPITAL PROJECTS I&S | \$0 | \$1,099,438 | \$1,099,438 | \$0 |
| TOURISM DVE 4TH CENT I & S FUND | \$218,805 | \$819,416 | \$782,773 | \$255,448 |
| ENVIRONMENTAL LAND I & S FUND | \$740,413 | \$1,465,417 | \$1,648,921 | \$556,909 |
| RIVER BRANCH I & S FUND | \$25,058 | \$14,692 | \$17,321 | \$22,429 |
| Subtotal | \$3,624,868 | \$12,874,599 | \$13,442,004 | \$3,057,463 |
| CAPITAL PROJECTS FUNDS | | | | |
| S. COUNTY REGIONAL STADIUM | \$9,186 | \$12,923 | \$22,109 | \$0 |
| BEACH BOND | \$256,757 | \$3,176 | \$4,826 | \$255,107 |
| IMPACT FEE FUNDS | \$9,764,840 | \$5,387,255 | \$3,149,450 | \$12,002,645 |
| COUNTY BUILDING BOND FUND | \$27,370,870 | \$310,796 | \$2,617,606 | \$25,064,061 |
| COUNTY & TRANSPORTATION CAPITAL | \$15,442,505 | \$16,157,158 | \$15,743,823 | \$15,855,840 |
| LAKEWOOD PARK FUND | \$1,993 | \$0 | \$365 | \$1,628 |
| PORT DEVELOPMENT CAPITAL FUND | \$215,630 | \$1,138 | \$0 | \$216,768 |
| SPORTS COMPLEX IMPROV FUND | \$7,774,425 | \$678,698 | \$8,453,123 | \$0 |
| MSBU INHOUSE FINANCING PROJECTS | \$364,481 | \$261,573 | \$13,075 | \$612,979 |
| ENVIRONMENTAL LAND CAPITAL | \$7,484,378 | \$952,856 | \$2,839,200 | \$5,598,033 |
| ROUSE ROAD MSBU CAPITAL | \$50 | \$0 | \$50 | \$0 |
| TREASURE COVE/OCEAN HARBOR S | \$165,264 | \$1,240,850 | \$1,406,114 | \$0 |
| RIVER BRANCH MSBU CAPITAL | \$90 | \$0 | \$90 | \$0 |
| LENNARD ROAD 1 ROADWAY CAPITAL | \$185,436 | \$410,970 | \$422,992 | \$173,414 |
| LENNARD ROAD 2 WATER CAPITAL | \$72,080 | \$77,258 | \$115,725 | \$33,613 |
| LENNARD ROAD 3 SEWER CAPITAL | \$33,419 | \$36,092 | \$49,037 | \$20,474 |
| GREY TWIG LANE MSBU | \$6,076 | \$117 | \$5,584 | \$609 |
| Subtotal | \$69,147,480 | \$25,530,859 | \$34,843,168 | \$59,835,171 |
| Enterprise Funds | | | | |
| SANITARY LANDFILL | \$7,293,611 | \$8,521,141 | \$10,588,545 | \$5,226,207 |
| LANDFILL CAPITAL | \$0 | \$0 | \$0 | \$0 |
| GOLF COURSE | \$426,907 | \$1,495,385 | \$1,582,722 | \$339,570 |
| HEW UTILITIES | \$72,735 | \$84,212 | \$71,396 | \$85,550 |
| HEW CAPITAL FACILITIES FUND | \$6,567 | \$2,395 | \$8,962 | \$0 |
| NO. HUTCHINSON UTILITIES | \$608,162 | \$2,282,577 | \$2,140,839 | \$749,900 |
| NO. HUTCHINSON R&R | \$169,796 | \$2,755 | \$113,521 | \$59,031 |
| NO. HUTCHINSON CAPITAL | \$2,005,748 | \$331,884 | \$378,112 | \$1,959,520 |
| SO. HUTCHINSON UTILITIES FUND | \$1,462,869 | \$884,236 | \$1,138,967 | \$1,208,138 |
| SO. HUTCHINSON RENEWAL & REPLCMNT | \$432,312 | \$5,150 | \$178,172 | \$259,290 |
| SPORTS COMPLEX | \$0 | \$1,470,221 | \$1,470,221 | \$0 |
| HOLIDAY PINES UTILITIES | \$720,738 | \$1,087,019 | \$666,597 | \$1,141,160 |
| HOLIDAY PINES RENEWAL REPLACE | \$44,918 | \$0 | \$35,668 | \$9,250 |
| HOLIDAY PINES CAPITAL FACILITIES | \$191,638 | \$3,190,937 | \$53,308 | \$3,329,267 |

Estimated Changes in Fund Balance

| Fund Name | Beginning Fund Bal | Revenues/ Sources | Expenses/ Uses | Ending Fund Bal |
|--------------------------------------|-----------------------------|-----------------------------|-----------------------------|-----------------------------|
| AIRPORT UTILITIES DISTRICT | \$11,502 | \$173,599 | \$129,421 | \$55,680 |
| AIRPORT UTILITIES - CAPITAL FAC FUND | \$0 | \$66,847 | \$22,793 | \$44,053 |
| BUILDING CODE FUND | \$2,024,656 | \$1,665,524 | \$2,015,443 | \$1,674,737 |
| Subtotal | <u>\$15,472,159</u> | <u>\$21,263,882</u> | <u>\$20,594,687</u> | <u>\$16,141,354</u> |
| Internal Service Funds | | | | |
| INSURANCE & LOSS | \$0 | \$11,543,692 | \$11,324,917 | \$218,775 |
| Subtotal | <u>\$0</u> | <u>\$11,543,692</u> | <u>\$11,324,917</u> | <u>\$218,775</u> |
| Trust and Agency Funds | | | | |
| TOURIST DEVELOPMENT | \$134,537 | \$976,208 | \$1,110,745 | \$0 |
| TOURIST DEVELOPMENT-ADVERTISING | \$102,031 | \$499,985 | \$523,016 | \$79,000 |
| LAW ENFORCEMENT TRUST FUND | \$93,412 | \$349,717 | \$314,124 | \$129,005 |
| LAW LIBRARY | \$365,802 | \$219,702 | \$285,504 | \$300,000 |
| SLC ART IN PUBLIC PLACES TRUST FUND | \$192,535 | \$122,131 | \$54,666 | \$260,000 |
| SLC ECONOMIC DEVELOPMENT | \$177,358 | \$95,231 | \$100,548 | \$172,041 |
| F.F.A. ROAD | \$23,105 | \$0 | \$23,105 | \$0 |
| SOUTH HUTCHINSON | \$3,749,033 | \$699,598 | \$1,192,084 | \$3,256,547 |
| DRIFTWOOD MANOR | \$16,397 | \$14,986 | \$14,236 | \$17,147 |
| KING ORANGE MSBU | \$50,204 | \$10,263 | \$36,706 | \$23,761 |
| LOST TREE ESTATES | \$1,658 | \$3,125 | \$2,756 | \$2,027 |
| ANITA STREET MSBU | \$5,962 | \$3,870 | \$2,969 | \$6,863 |
| TIMBERLAKE ESTATES MSBU | \$7,049 | \$15,585 | \$13,784 | \$8,850 |
| BRIARGATE MSBU | \$0 | \$3,259 | \$2,559 | \$700 |
| ROUSE ROAD MSBU | \$14,756 | \$40,000 | \$41,154 | \$13,602 |
| NORTH AIA MSBU | \$5,146 | \$10,410 | \$9,890 | \$5,666 |
| IDEAL HOLDING ROAD MSBU | \$9,284 | \$11,153 | \$10,595 | \$9,842 |
| WESTGLEN MSBU | \$121 | \$12,193 | \$11,583 | \$731 |
| RAINTREE FOREST MSBU | \$3,482 | \$7,504 | \$9,304 | \$1,682 |
| Subtotal | <u>\$4,951,872</u> | <u>\$3,094,920</u> | <u>\$3,759,327</u> | <u>\$4,287,465</u> |
| Total | <u>\$151,823,794</u> | <u>\$221,279,268</u> | <u>\$224,921,816</u> | <u>\$148,181,246</u> |

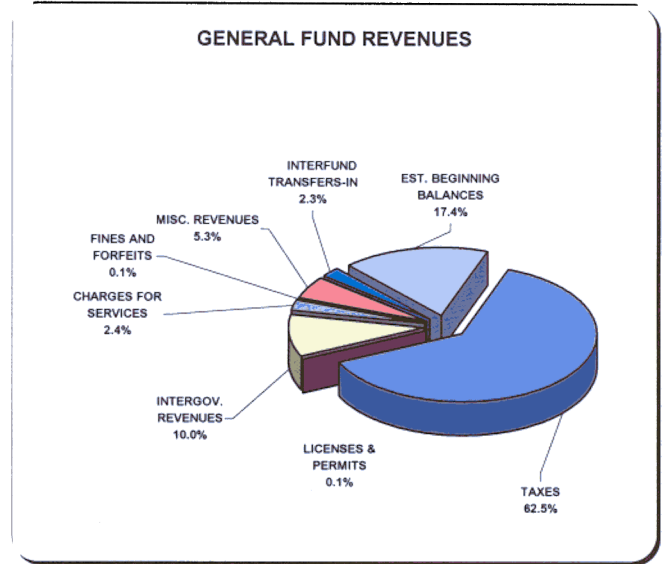
Fund Balance is a term used to express the equity (assets minus liabilities) of governmental fund types and trust funds. The following is an explanation of the changes in the County's fund balance:

1. Adjustments in the Court Administrator, Drug Abuse Trust, and Fine & Forfeiture Funds reflect changes as a result of Article V.
2. Increase in the Transportation Trust Fund reflects timing of capital projects.
3. The Parks MSTU fund was recently established. The increase in fund balance reflects tax proceeds from this new district.
4. Reductions in the Tourism Dev 5th Cent reflect anticipated transfers to other funds.
5. Reductions in the Erosion District fund balance reflect approximately \$800,000 in grant local match.
6. Reductions in the SHIP fund reflect timing of grant expenditures.
7. Increase in the Holiday Pines Capital Fund reflects the receipt of loan proceeds.
8. Reductions in the capital projects funds and enterprise funds reflect anticipated construction of capital projects.

GENERAL FUND - REVENUES BY SOURCE - EXPENDITURES BY FUNCTION

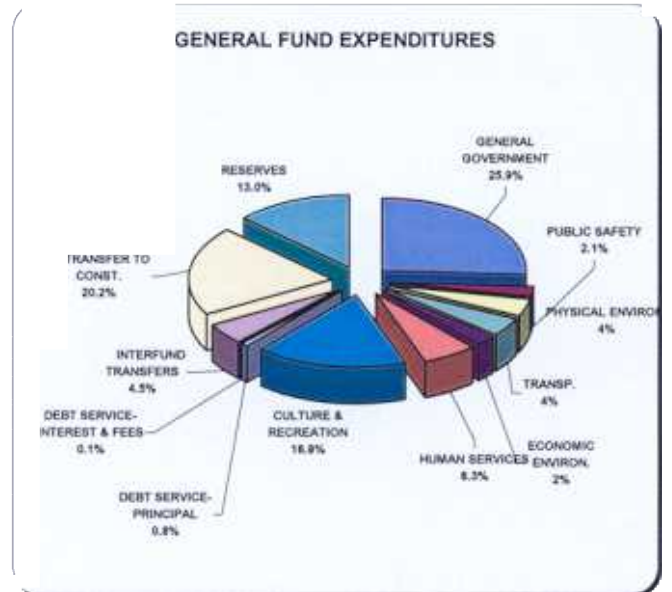
GENERAL FUND REVENUES BY SOURCE

| | |
|--------------------------------|-------------------|
| TAXES | 55,935,256 |
| LICENSES & PERMITS | 50,500 |
| INTERGOV. REVENUES | 8,963,389 |
| CHARGES FOR SERVICES | 2,131,782 |
| FINES AND FORFEITS | 49,500 |
| MISC. REVENUES | 4,703,374 |
| OTHER FINANCING SOURCES | |
| INTERFUND TRANSFERS-IN | 2,089,000 |
| PROCEEDS FROM LOANS/BONDS | 0 |
| INTERNAL SERVICES | 0 |
| LESS 5% | -3,307,035 |
| EST. BEGINNING BALANCES | 15,584,210 |
| TOTAL | 86,199,976 |



GENERAL FUND EXPENDITURES BY FUNCTION

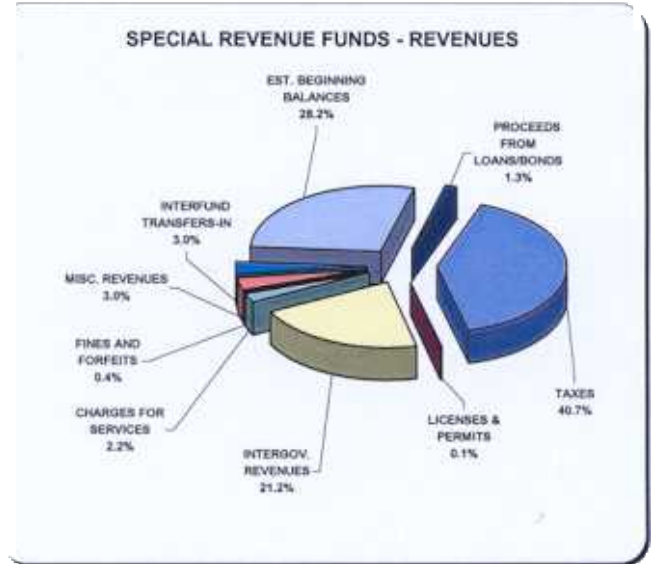
| | |
|------------------------------|-------------------|
| GENERAL GOVERNMENT | 22,309,348 |
| PUBLIC SAFETY | 1,845,308 |
| PHYSICAL ENVIRONMENT | 3,296,152 |
| TRANSPORTATION | 3,557,677 |
| ECONOMIC ENVIRONMENT | 1,962,049 |
| HUMAN SERVICES | 5,447,508 |
| CULTURE & RECREATION | 14,557,083 |
| DEBT SERVICE-PRINCIPAL | 689,053 |
| DEBT SERVICE-INTEREST & FEES | 75,957 |
| OTHER FINANCING USES | |
| INTERFUND TRANSFERS | 3,862,760 |
| TRANSFER TO CONST. | 17,400,220 |
| RESERVES | 11,196,861 |
| TOTAL | 86,199,976 |



SPECIAL REVENUE FUNDS - REVENUES BY SOURCE - EXPENDITURES BY FUNCTION

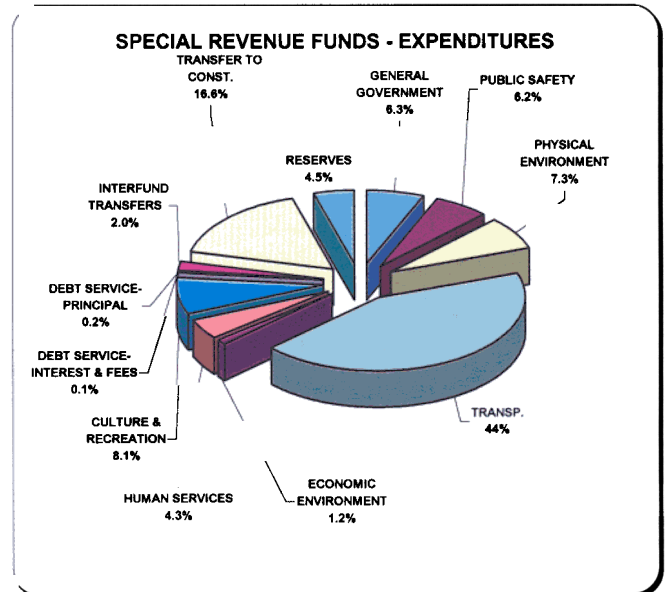
SPECIAL REVENUE FUNDS REVENUES BY SOURCE

| | |
|--------------------------------|--------------------|
| TAXES | 70,705,837 |
| LICENSES & PERMITS | 131,500 |
| INTERGOV. REVENUES | 36,824,522 |
| CHARGES FOR SERVICES | 3,781,331 |
| FINES AND FORFEITS | 695,324 |
| MISC. REVENUES | 5,279,307 |
| OTHER FINANCING SOURCES | |
| INTERFUND TRANSFERS-IN | 5,140,967 |
| PROCEEDS FROM LOANS/BONDS | 2,222,577 |
| INTERNAL SERVICES | 0 |
| LESS 5% | -4,154,409 |
| EST. BEGINNING BALANCES | 49,056,807 |
| TOTAL | 169,683,763 |



SPECIAL REVENUE FUNDS EXPENDITURES BY FUNCTION


| | |
|------------------------------|--------------------|
| GENERAL GOVERNMENT | 10,685,207 |
| PUBLIC SAFETY | 10,541,105 |
| PHYSICAL ENVIRONMENT | 12,431,320 |
| TRANSPORTATION | 73,248,942 |
| ECONOMIC ENVIRONMENT | 2,046,536 |
| HUMAN SERVICES | 7,369,209 |
| CULTURE & RECREATION | 13,691,756 |
| DEBT SERVICE-PRINCIPAL | 298,198 |
| DEBT SERVICE-INTEREST & FEES | 223,464 |
| OTHER FINANCING USES | |
| INTERFUND TRANSFERS | 3,350,740 |
| TRANSFER TO CONST. | 28,082,767 |
| RESERVES | 7,714,519 |
| TOTAL | 169,683,763 |



DEBT SERVICE FUNDS - REVENUES BY SOURCE - EXPENDITURES BY FUNCTION

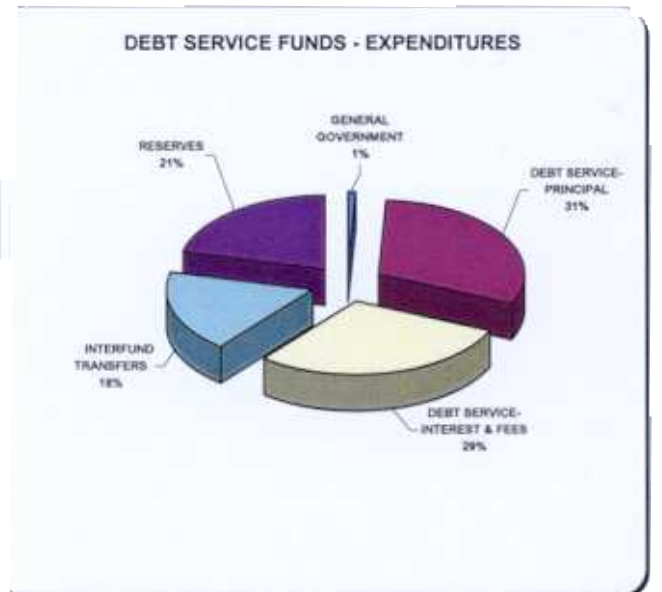
DEBT SERVICE FUNDS REVENUES BY SOURCE

| | |
|----------------------------|-------------------|
| TAXES | 2,542,166 |
| LICENSES & PERMITS | 0 |
| INTERGOVERNMENTAL REVENUES | 6,506,403 |
| CHARGES FOR SERVICES | 0 |
| FINES AND FORFEITS | 480,000 |
| MISCELLANEOUS REVENUES | 823,758 |
| OTHER FINANCING SOURCES | |
| INTERFUND TRANSFERS-IN | 2,455,579 |
| PROCEEDS FROM LOANS/BONDS | 577,579 |
| INTERNAL SERVICES | 155,474 |
| LESS 5% | -521,087 |
| EST. BEGINNING BALANCES | 3,057,464 |
| TOTAL | 16,077,336 |



DEBT SERVICE FUNDS EXPENDITURES BY FUNCTION

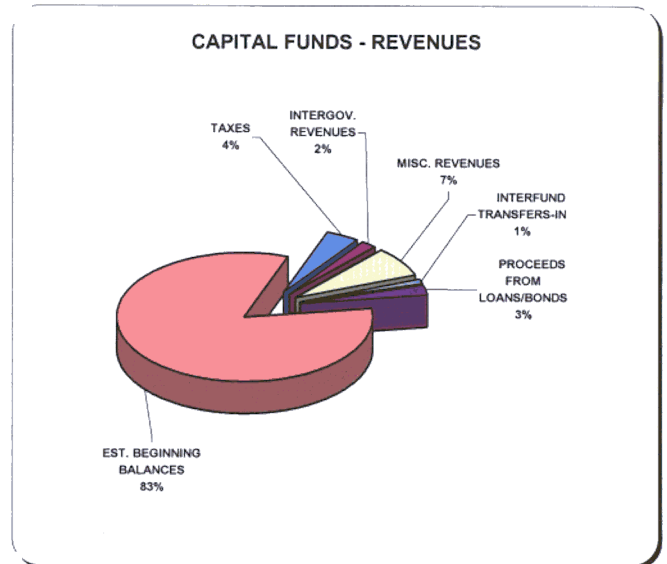
| | |
|-------------------------------------|-------------------|
| GENERAL GOVERNMENT | 126,434 |
| PUBLIC SAFETY | 0 |
| PHYSICAL ENVIRONMENT | 0 |
| TRANSPORTATION | 0 |
| ECONOMIC ENVIRONMENT | 0 |
| HUMAN SERVICES | 0 |
| CULTURE & RECREATION | 0 |
| DEBT SERVICE-PRINCIPAL | 4,958,530 |
| DEBT SERVICE-INTEREST & FEES | 4,711,278 |
| OTHER FINANCING USES | |
| INTERFUND TRANSFERS | 2,900,000 |
| TRANSFER TO CONSTITUTIONAL OFFICERS | - |
| RESERVES | 3,381,094 |
| TOTAL | 16,077,336 |



CAPITAL FUNDS - REVENUES BY SOURCE - EXPENDITURES BY FUNCTION

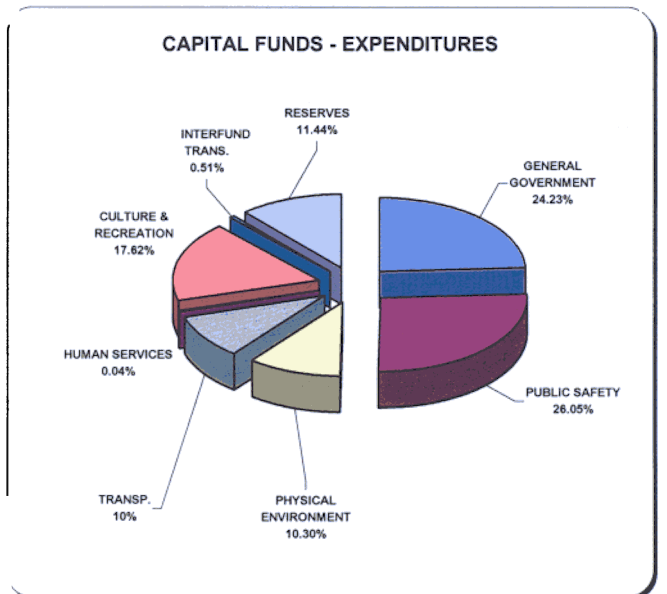
CAPITAL FUNDS REVENUES BY SOURCE

| | |
|----------------------------|-------------------|
| TAXES | 2,981,276 |
| LICENSES & PERMITS | 0 |
| INTERGOVERNMENTAL REVENUES | 1,400,972 |
| CHARGES FOR SERVICES | 0 |
| FINES AND FORFEITS | 0 |
| MISCELLANEOUS REVENUES | 5,372,240 |
| OTHER FINANCING SOURCES | |
| INTERFUND TRANSFERS-IN | 807,000 |
| PROCEEDS FROM LOANS/BONDS | 1,863,490 |
| INTERNAL SERVICES | 0 |
| LESS 5% | -366,268 |
| EST. BEGINNING BALANCES | 59,835,171 |
| TOTAL | 71,893,881 |



CAPITAL FUNDS EXPENDITURES BY FUNCTION

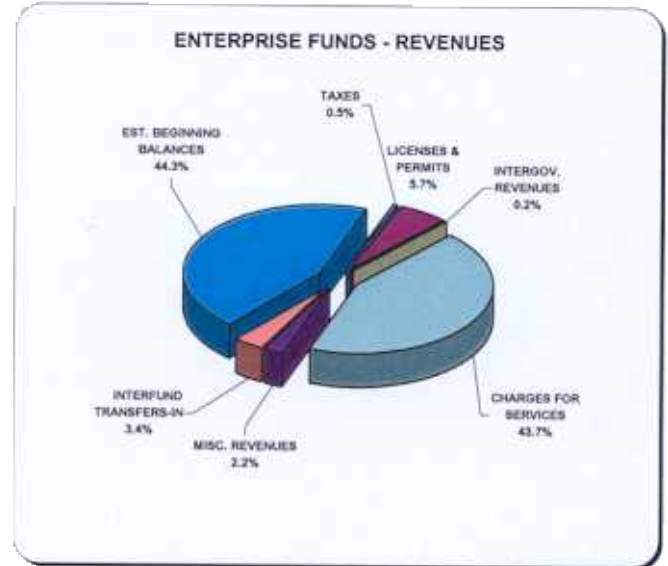
| | |
|------------------------------|-------------------|
| GENERAL GOVERNMENT | 17,419,520 |
| PUBLIC SAFETY | 18,724,805 |
| PHYSICAL ENVIRONMENT | 7,403,697 |
| TRANSPORTATION | 7,053,424 |
| ECONOMIC ENVIRONMENT | 0 |
| HUMAN SERVICES | 30,000 |
| CULTURE & RECREATION | 12,667,535 |
| DEBT SERVICE-PRINCIPAL | 0 |
| DEBT SERVICE-INTEREST & FEES | - |
| OTHER FINANCING USES | |
| INTERFUND TRANS. | 368,281 |
| TRANSFER TO CONST. | - |
| RESERVES | 8,226,619 |
| TOTAL | 71,893,881 |



ENTERPRISE FUNDS - REVENUES BY SOURCE - EXPENDITURES BY FUNCTION

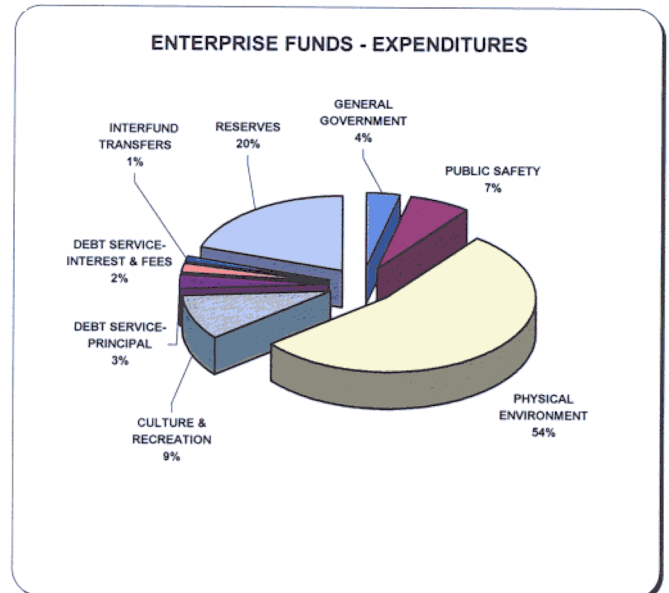
ENTERPRISE FUNDS REVENUES BY SOURCE

| | |
|--------------------------------|-------------------|
| TAXES | 200,000 |
| LICENSES & PERMITS | 2,080,763 |
| INTERGOV. REVENUES | 70,343 |
| CHARGES FOR SERVICES | 15,921,235 |
| FINES AND FORFEITS | 0 |
| MISC. REVENUES | 792,613 |
| OTHER FINANCING SOURCES | |
| INTERFUND TRANSFERS-IN | 1,258,017 |
| PROCEEDS FROM LOANS/BONDS | 0 |
| INTERNAL SERVICES | 0 |
| LESS 5% | -858,411 |
| EST. BEGINNING BALANCES | 16,141,353 |
| TOTAL | 35,605,913 |



ENTERPRISE FUNDS EXPENDITURES BY FUNCTION

| | |
|------------------------------|-------------------|
| GENERAL GOVERNMENT | 1,255,593 |
| PUBLIC SAFETY | 2,429,409 |
| PHYSICAL ENVIRONMENT | 19,209,798 |
| TRANSPORTATION | 0 |
| ECONOMIC ENVIRONMENT | 0 |
| HUMAN SERVICES | 0 |
| CULTURE & RECREATION | 3,370,983 |
| DEBT SERVICE-PRINCIPAL | 1,105,000 |
| DEBT SERVICE-INTEREST & FEES | 714,382 |
| OTHER FINANCING USES | |
| INTERFUND TRANSFERS | 437,656 |
| TRANSFER TO CONST. | - |
| RESERVES | 7,083,092 |
| TOTAL | 35,605,913 |

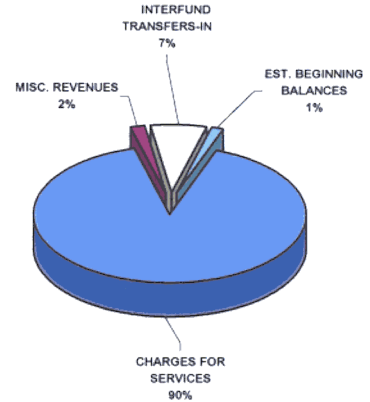


INTERNAL SERVICE FUNDS - REVENUES BY SOURCE - EXPENDITURES BY FUNCTION

INTERNAL SERVICE FUNDS REVENUES BY SOURCE

| | |
|---------------------------|------------|
| TAXES | 0 |
| LICENSES & PERMITS | 0 |
| INTERGOV. REVENUES | 0 |
| CHARGES FOR SERVICES | 13,855,270 |
| FINES AND FORFEITS | 0 |
| MISC. REVENUES | 284,185 |
| OTHER FINANCING SOURCES | |
| INTERFUND TRANSFERS-IN | 1,000,000 |
| PROCEEDS FROM LOANS/BONDS | 0 |
| INTERNAL SERVICES | 0 |
| LESS 5% | |
| EST. BEGINNING BALANCES | |
| TOTAL | |

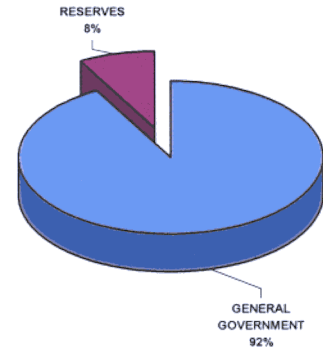
INTERNAL SERVICE FUNDS - REVENUES



INTERNAL SERVICE FUNDS EXPENDITURES BY FUNCTION

| | |
|------------------------------|------------|
| GENERAL GOVERNMENT | 14,027,430 |
| PUBLIC SAFETY | 0 |
| PHYSICAL ENVIRONMENT | 0 |
| TRANSPORTATION | 0 |
| ECONOMIC ENVIRONMENT | 0 |
| HUMAN SERVICES | 0 |
| CULTURE & RECREATION | 0 |
| DEBT SERVICE-PRINCIPAL | 0 |
| DEBT SERVICE-INTEREST & FEES | 0 |
| OTHER FINANCING USES | |
| INTERFUND TRANSFERS | 0 |
| TRANSFER TO CONST. | |
| RESERVES | 1,210,909 |
| TOTAL | 15,238,339 |

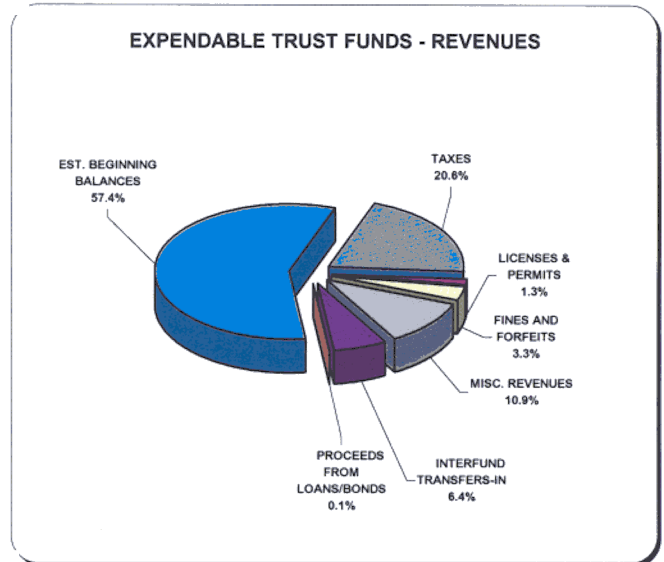
INTERNAL SERVICE FUNDS - EXPENDITURES



EXPENDABLE TRUST FUNDS - REVENUES BY SOURCE - EXPENDITURES BY FUNCTION

EXPENDABLE TRUST FUNDS REVENUES BY SOURCE

| | |
|---------------------------|------------------|
| TAXES | 1,538,657 |
| LICENSES & PERMITS | 100,000 |
| INTERGOV. REVENUES | 0 |
| CHARGES FOR SERVICES | 0 |
| FINES AND FORFEITS | 246,065 |
| MISC. REVENUES | 811,904 |
| OTHER FINANCING SOURCES | |
| INTERFUND TRANSFERS-IN | 479,341 |
| PROCEEDS FROM LOANS/BONDS | 10,487 |
| INTERNAL SERVICES | 0 |
| LESS 5% | -135,213 |
| EST. BEGINNING BALANCES | 4,287,464 |
| TOTAL | 7,338,705 |



EXPENDABLE TRUST FUNDS EXPENDITURES BY FUNCTION

| | |
|------------------------------|------------------|
| GENERAL GOVERNMENT | 618,381 |
| PUBLIC SAFETY | 272,265 |
| PHYSICAL ENVIRONMENT | 48,022 |
| TRANSPORTATION | 121,778 |
| ECONOMIC ENVIRONMENT | 490,973 |
| HUMAN SERVICES | 91,262 |
| CULTURE & RECREATION | 537,611 |
| DEBT SERVICE-PRINCIPAL | 61,106 |
| DEBT SERVICE-INTEREST & FEES | 627,743 |
| OTHER FINANCING USES | |
| INTERFUND TRANSFERS | 958,345 |
| TRANSFER TO CONST. | - |
| RESERVES | 3,511,219 |
| TOTAL | 7,338,705 |

