



St Lucie County FY 2021-2022 Adopted Budget Highlights

October 1, 2021



Adopted Millage Rates

• General Fund	4.2077 Mills
• Fine & Forfeiture	2.9824 Mills
• Erosion Control – Zone E	0.1763 Mills
• Mosquito Control District	0.1352 Mills
• Unincorporated Services MSTU	0.4300 Mills
• Stormwater MSTU	0.4731 Mills
• Law Enforcement MSTU	0.9103 Mills
• Parks MSTU	0.2313 Mills
• Transit MSTU	0.1269 Mills
• SHI Beach MSTU	0.6613 Mills
• Aggregate Millage Rate	8.5589 Mills

- The final aggregate millage rate for the FY 2021-2022 budget is 8.5589
 - This is a 2.39% decrease from the Current FY 2020-2021 aggregate millage rate of 8.7687
 - This is a 2.91% increase from the FY 2021-2022 aggregate rolled back rate of 8.3171

RESOLUTION NO. 21-364

**A RESOLUTION ADOPTING THE FINAL MILLAGE RATES
FOR FISCAL YEAR 2021-2022**

WHEREAS, the Board of County Commissioners of St. Lucie County, Florida, has made the following determination:

- 1. On September 9, 2021, after TRIM notices were mailed to all property owners pursuant to Section 200.069, Florida Statutes, the Board of County Commissioners (sitting as the Board of County Commissioners, the Mosquito Control Board, and the Erosion Control Board) held a public hearing to consider adopting the tentative millage rates for fiscal year 2021-2022 and adopted the tentative millage rates.**
- 2. On September 23, 2021, after notice published in the Tribune on September 18, 2021, the Board held a Public Hearing and adopted the Final Millage for fiscal year 2021-2022.**

NOW, THEREFORE, BE IT RESOLVED by the Board of County Commissioners of St. Lucie County, Florida:

- A. The following are hereby adopted as the final millage rates for fiscal year 2021-2022:**

Fund Name	FY 22 Final Millage Rate
General Fund	4.2077
Fine & Forfeiture Fund	2.9824

MUNICIPAL SERVICES TAXING UNITS

Unincorporated Services Fund	0.4300
Drainage Maintenance MSTU	0.4731
Law Enforcement MSTU	0.9103
Parks MSTU Fund	0.2313
SLC Public Transit MSTU	0.1269
SHI Beach Erosion Control	0.6613

MOSQUITO CONTROL DISTRICT

Mosquito Fund	0.1352
---------------	--------

EROSION DISTRICT

Erosion Control Operating Fund	0.1763
--------------------------------	--------

Aggregate Millage Rate	8.5589
-------------------------------	---------------

(excludes interest and sinking fund levies on voter approved indebtedness)

- B. The proposed aggregate millage rate to be levied of 8.5589 is higher than the roll-back rate of 8.3171 as computed pursuant to Section 200.065(1), Florida Statutes by 2.91%.**

After motion and second, the vote on this resolution was as follows:

Commissioner Chris Dzadovsky, Chair	AYE
Commissioner Sean Mitchell, Vice Chair	AYE
Commissioner Cathy Townsend	NAY
Commissioner Linda Bartz	AYE
Commissioner Frannie Hutchinson	AYE

PASSED AND DULY ADOPTED THIS 23th DAY OF SEPTEMBER, 2021.

ATTEST:

BOARD OF COUNTY COMMISSIONERS
ST. LUCIE COUNTY, FLORIDA



DEPUTY CLERK



BY:


CHAIR

APPROVED AS TO FORM
AND CORRECTNESS:


COUNTY ATTORNEY

FY 22 Budget Overview



\$615,683,653



860.13 FTEs



8.5589 Aggregate
Millage Rate



CHANGES BY FUND TYPE – Tentative to Adopted Budget

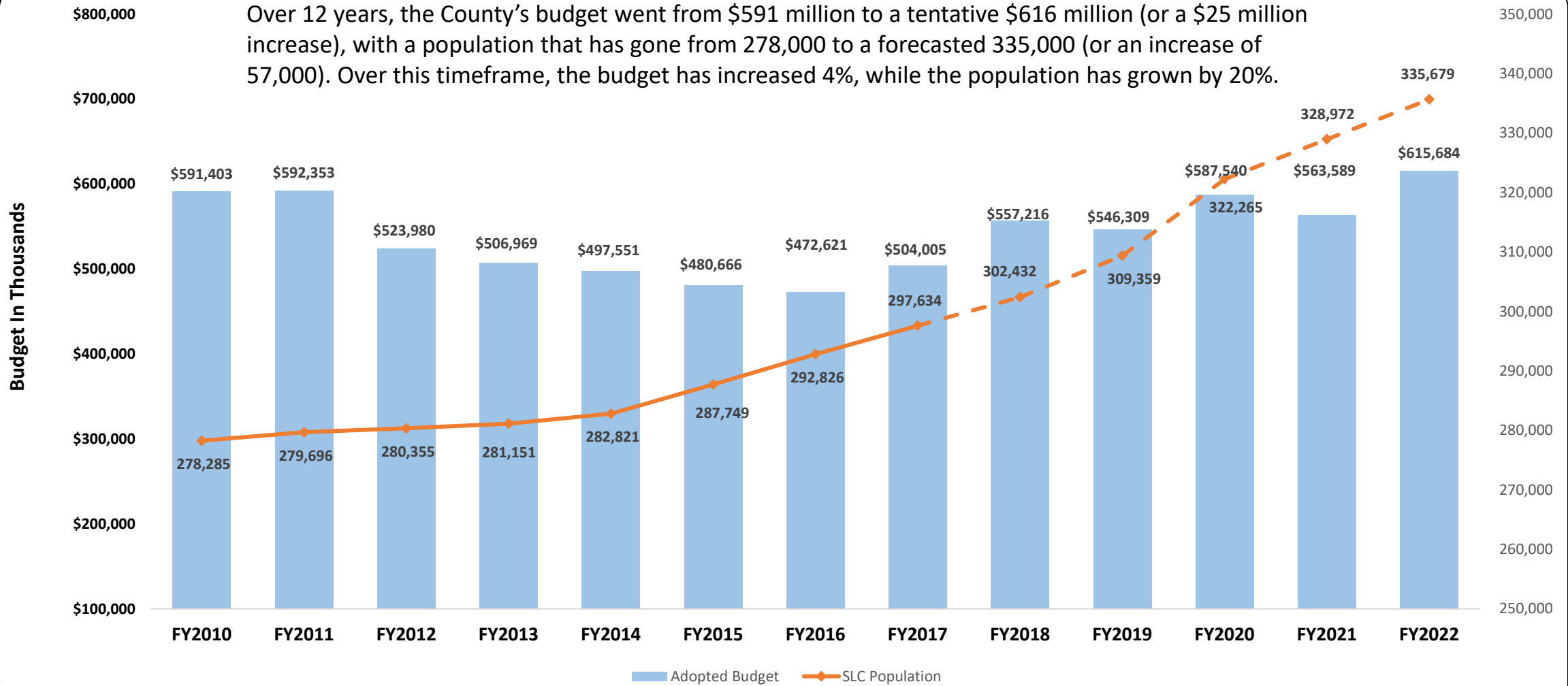
Fund Name	FY 2022 Tentative	FY 2022 Final	FY 2022 Change
Gen. Fund & Fine and Forfeiture Fund	\$309,277,774	\$309,811,161	\$533,387
Special Revenue Fund	\$97,863,002	97,863,279	\$277
Debt Service Fund	\$23,851,356	\$23,851,356	\$0
Capital Improvement Fund	\$100,071,505	\$100,071,505	\$0
Enterprise Fund	\$51,613,073	\$51,613,073	\$0
Internal Service Fund	\$26,101,200	\$26,101,200	\$0
Special Trust Fund	\$6,372,079	\$6,372,079	\$0
Total	\$615,149,989	\$615,683,653	\$533,664

Between Tentative & Adopted Budget Hearings, four budget adjustments were made: 1) increased projected sales tax revenue, which covers approximately \$500,000 due to an increase in the COLA from 3% to 4% or \$1.10 per hour whichever is greater; 2) \$100,000 is a revenue increase based on revised projections for the Constitutional Gas Tax in the Transportation Trust Fund; 3) an approximately \$100,000 decrease in property taxes due to a final reduction in the S. Hutchinson Island Taxing District tax rate; and 4) an increase in the Fine and Forfeiture Fund of \$29,500 for shared, pre-trial services to address a contract increase that is funded by Martin County.



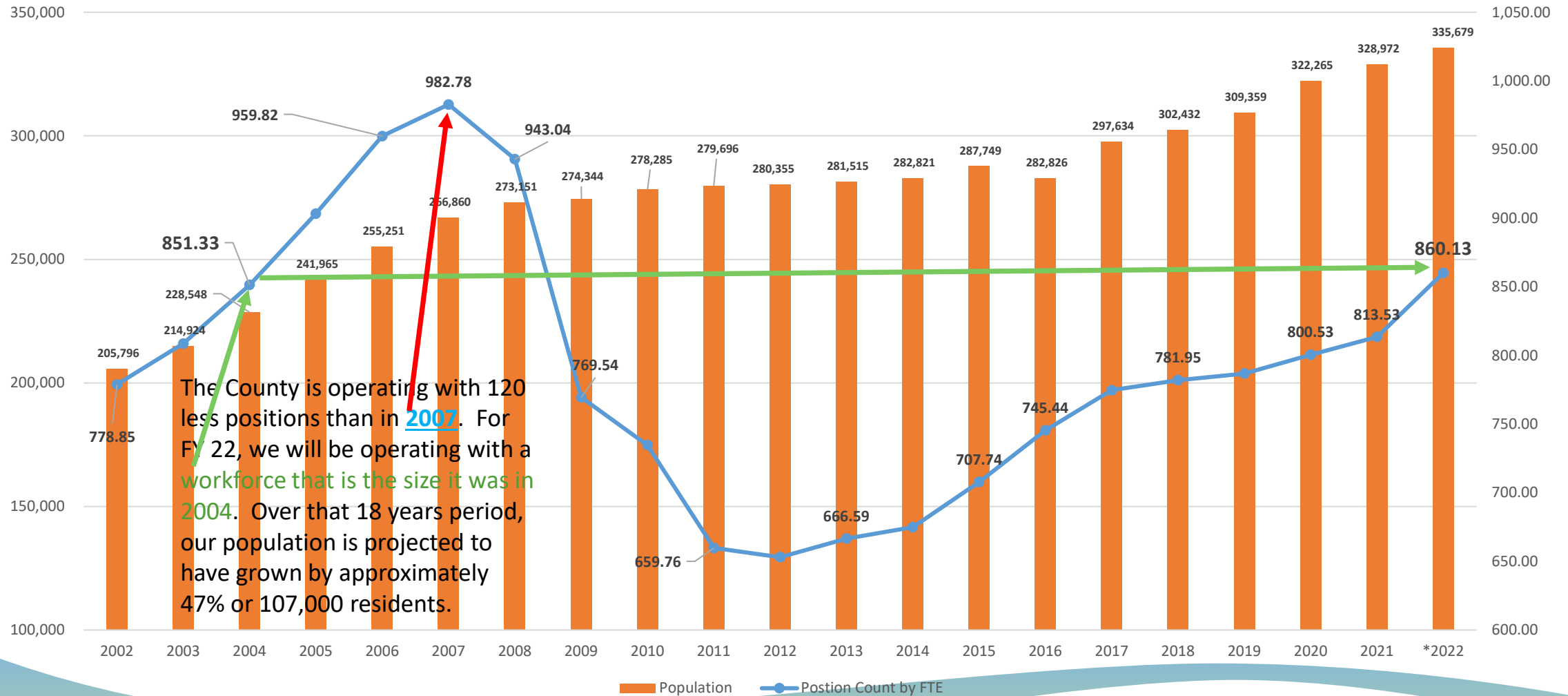
Budget and St. Lucie County Population

Over 12 years, the County's budget went from \$591 million to a tentative \$616 million (or a \$25 million increase), with a population that has gone from 278,000 to a forecasted 335,000 (or an increase of 57,000). Over this timeframe, the budget has increased 4%, while the population has grown by 20%.



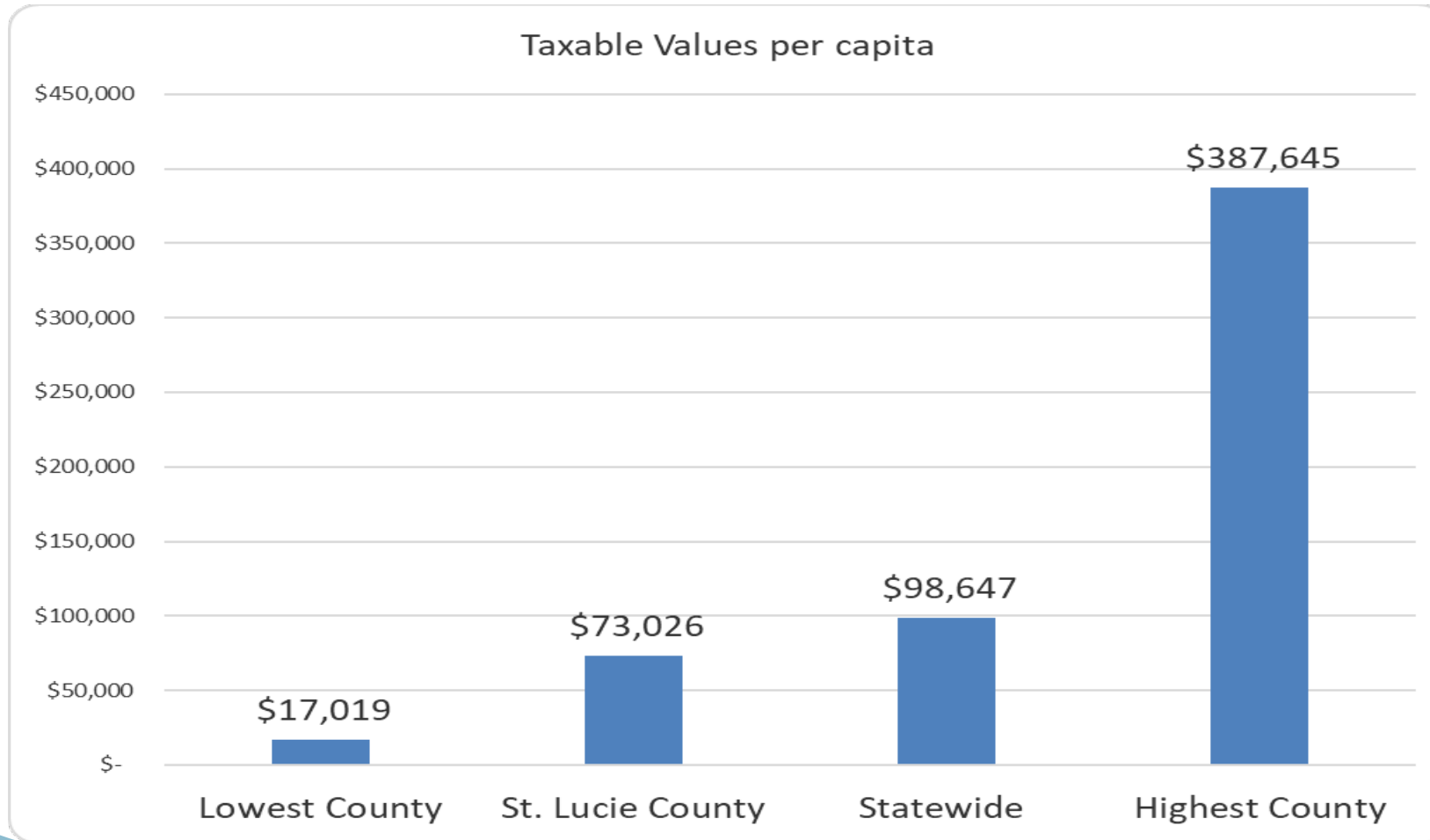


ST. LUCIE COUNTY POSITION COUNT (FTE) FY 2002 TO FY 2022





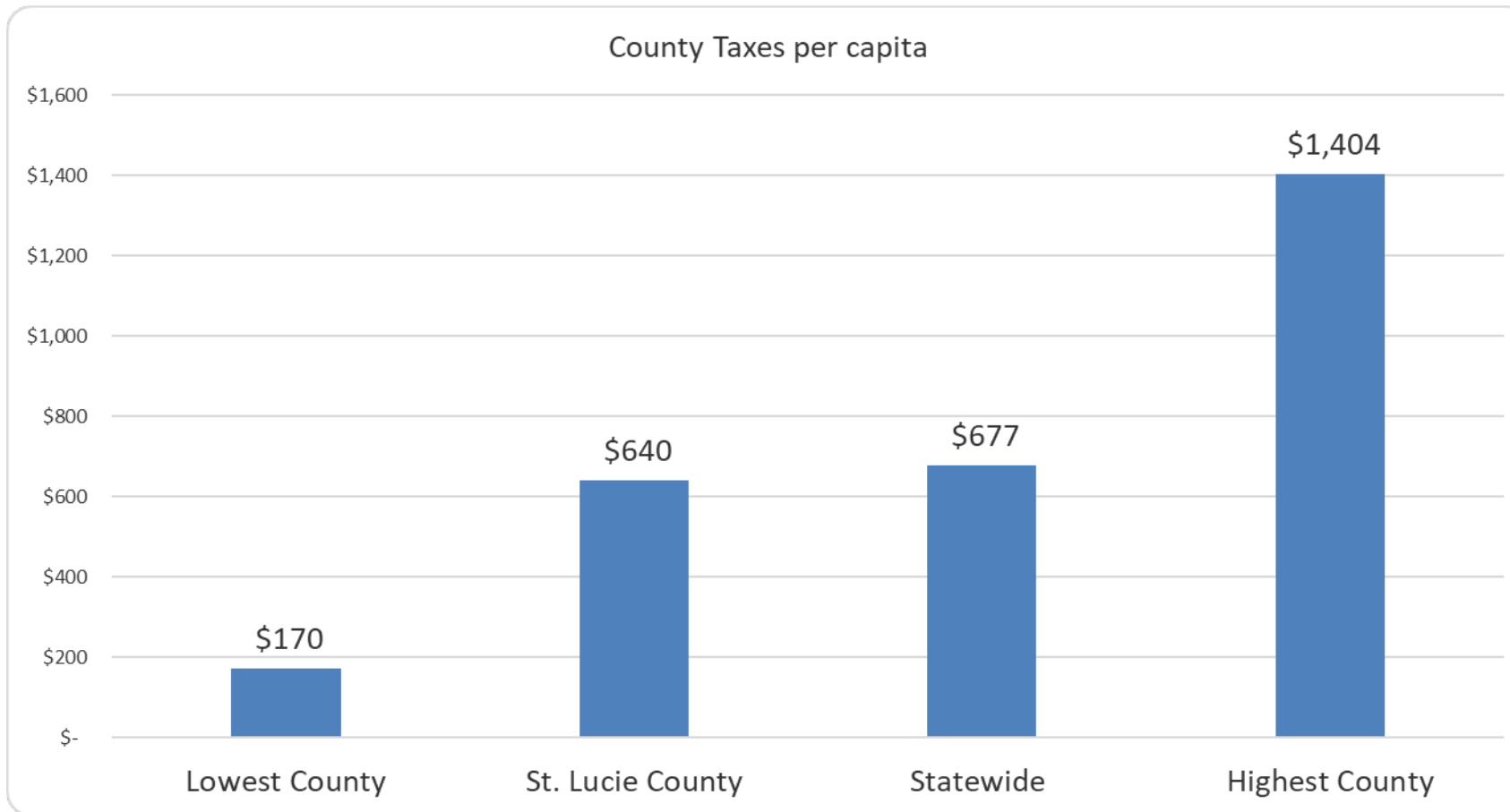
Taxable Values per capita



The Statewide Average taxable property value is \$98,647. St. Lucie County's value is \$73,026.



County Taxes per capita



While St. Lucie County's millage rate is higher than the statewide average, St. Lucie County's taxable value is lower than the statewide average. These two factors taken together result in county taxes per capita being slightly below the statewide average.

Sources: Florida Department of Revenue & Florida Office of Economic & Demographic Research



**St Lucie County FY 2021-2022
Adopted Budget Resolution;
Fund Changes between Tentative and Final
Hearing**

RESOLUTION NO. 21-365

**A RESOLUTION ADOPTING A FINAL BUDGET
FOR FISCAL YEAR 2021-2022**

WHEREAS, the Board of County Commissioners of St. Lucie County, Florida, has made the following determination:

- 1. On September 9, 2021, after TRIM notices were mailed to all property owners pursuant to Section 200.069, Florida Statutes, the Board of County Commissioners (sitting as the Board of County Commissioners, the Mosquito Control Board, and the Erosion Control Board) held a public hearing to consider adopting the tentative budget for fiscal year 2021-2022 and adopted the tentative budget.**
- 2. On September 23, 2021, after notice published in the Tribune on September 18, 2021, the Board held a Public Hearing and adopted the Final Budget for fiscal year 2021-2022.**

NOW, THEREFORE, BE IT RESOLVED by the Board of County Commissioners of St. Lucie County, Florida:

A. The following is hereby adopted as the final budget for fiscal year 2021-2022:

Fund	FY 2022 Final Budget
001 General Fund	202,368,575
101 Transportation Trust Fund	13,272,322
102 Unincorporated Services Fund	6,443,581
102001 Drainage Maintenance MSTU	7,742,279
103 Law Enforcement MSTU	9,460,680
104 Grants & Donations Fund	404,512
107 Fine & Forfeiture Fund	107,442,586
109 Drug Abuse Fund	222,820
111 River Park I Fund	62,158
112 River Park II Fund	14,085
113 Harmony Heights 3 Fund	9,108
114 Harmony Heights 4 Fund	26,829
115 Sheraton Plaza Fund	24,454
116 Sunland Gardens Fund	28,235
117 Sunrise Park Fund	8,116

118 Paradise Park Fund	35,301
119 Holiday Pines Fund	34,108
120 The Grove Fund	6,207
121 Blakely Subdivision Fund	3,926
122 Indian River Estates Fund	75,218
123 Queens Cove Lighting Dist#13 Fund	12,129
124 Lakewood Park Drainage MSBU	147,060
126 Southern Oak Estates Lighting	3,771
127 Pine Hollow Street Lighting MSTU	11,127
128 Kings Hwy Industrial Park Lighting	15,462
129 Parks MSTU Fund	7,874,144
130 SLC Public Transit MSTU	8,061,225
131 Property Cleanup SAD	48,450
136 Meadowood MSTU	48,439
138 Palm Lake Gardens MSTU Fund	8,418
139 Palm Grove Fund	18,704
140 Airport Fund	3,969,092
140001 Port Fund	1,061,266
142 Port MSBU Development Fund	82,894
145 Mosquito Fund	8,409,639
147 Bear Point Mitigation Fund	646,569
150 Impact Fee Collections	480,283
160 Plan Maintenance RAD Fund	517,752
162 Tourism Dev-5th Cent	1,304,867
170 Court Facilities Fund	1,304,696
181 SLC Housing Finance Authority Fund	84,137
182 Environmental Land Acquisition Fund	766,614
183 Ct Administrator-19th Judicial Cir	2,490,688
184 Erosion Control Operating Fund	13,982,492
185 Housing Assistance SHIP Program	588,851
187 Boating Improvement Projects	1,105,418
188 Bluefield Ranch Improvements	147,965
189 Florida Housing Grant	872,876
190 Sports Complex Fund	3,400,098
191 SLC Sustainability District	1,738,295
194 South Hutchinson Erosion MSTU	785,919
210 Impact Fees I&S	172,840
215 Sales Tax Revenue Bonds I&S Fund	7,963,480
216 County Capital I&S	744,521
218 Transportation I&S Fund	1,410,187

219 Capital Impro. Rev Refunding 2014	1,843,901
220 Cap Imp Rev Bonds, Series 2016	433,945
221 Capital Imp Rev Bonds 2015	744,514
222 Lease/Purchase FPL	1,643,426
223 Lease Purchase/Motorola	767,897
224 Capital Imp. Revenue Bond, 2016A	323,356
225 Taxable Capital Imp Rev Bond, 2019	222,603
240 Port Taxable Non AdValorem Bond 2017A I&S Fund	1,656,875
262 Tourism Dev 4th Cent I&S Fund	1,265,886
263 Non-Ad Valorem Bonds, Series 2017	4,657,925
310 Impact Fee Funds	73,395,670
316 County Capital	3,009,947
317 County Capital-St Rev Share Bond	2,893,017
318 County Capital - Transportation	88,911
319 Infrastructure Surtax Capital	17,066,678
362 Sports Complex Improv Fund	655,344
364 Sports Complex Additional Improvements	1,217,375
370 MSBU Inhouse Financing Projects	1,009,803
382 Environmental Land Capital Fund	734,760
401 Sanitary Landfill Fund	24,436,282
418 Golf Course Fund	1,739,248
471 Water & Sewer District Operations	12,990,967
478 Water & Sewer Dist Renewal & Replacement	2,371,870
479 Water & Sewer Dist Capital Facilities	2,401,343
491 Building Code Fund	7,673,363
505 Health Insurance Fund	26,101,200
610 Tourist Development Trust Fund	1,214,049
611 Tourist Development Trust-Adv Fund	1,092,490
620 Law Enforcement Trust Fund	97,424
625 Law Library	595,672
630 Medical Examiner Agency Fund	2,997,901
665 SLC Art in Public Places Trust Fund	229,174
666 SLC Economic Development Trust Fund	145,369
Total	615,683,653

After motion and second, the vote on this resolution was as follows:

Commissioner Chris Dzadoovsky, Chair	AYE
Commissioner Sean Mitchell Vice Chair	AYE
Commissioner Cathy Townsend	NAY
Commissioner Linda Bartz	AYE
Commissioner Frannie Hutchinson	AYE

PASSED AND DULY ADOPTED THIS 23rd DAY OF SEPTEMBER 2021.

ATTEST:

**BOARD OF COUNTY COMMISSIONERS
ST. LUCIE COUNTY, FLORIDA**

Debra Smith
DEPUTY CLERK



BY: *[Signature]*
CHAIR

**APPROVED AS TO FORM
AND CORRECTNESS:**

[Signature]
COUNTY ATTORNEY

Fund Expenditure Budget Summary Report

St. Lucie County Board of County Commissioners

	FY 2022 Tentative	FY 2022 Final	FY 2022 Change	Explanation
001 General Fund	180,934,320	181,433,526	499,206	Recognizes increased sales tax revenues and provides funding for 4% COLA or \$1.10 per hour whichever is greater
001S General Fund Subfunds	20,930,368	20,935,049	4,681	Adjust budget to reflect 4% COLA instead of 3%
101 Transportation Trust Fund	13,172,322	13,272,322	100,000	To recognize revenue associated with gas taxes
102 Unincorporated Services Fund	6,443,581	6,443,581	0	
102001 Drainage Maintenance MSTU	7,742,279	7,742,279	0	
103 Law Enforcement MSTU	9,460,680	9,460,680	0	
104 Grants & Donations Fund	404,512	404,512	0	
107 Fine & Forfeiture Fund	94,375,542	94,405,042	29,500	Agenda 2021-52401 10/5/2021 increase contract an additional \$29,500
107S Fine & Forfeiture Fund Subfunds	13,037,544	13,037,544	0	
109 Drug Abuse Fund	222,820	222,820	0	
111 River Park I Fund	62,158	62,158	0	
112 River Park II Fund	14,085	14,085	0	
113 Harmony Heights 3 Fund	9,108	9,108	0	
114 Harmony Heights 4 Fund	26,829	26,829	0	
115 Sheraton Plaza Fund	24,454	24,454	0	
116 Sunland Gardens Fund	28,235	28,235	0	
117 Sunrise Park Fund	8,116	8,116	0	
118 Paradise Park Fund	35,301	35,301	0	
119 Holiday Pines Fund	34,108	34,108	0	
120 The Grove Fund	6,207	6,207	0	
121 Blakely Subdivision Fund	3,926	3,926	0	
122 Indian River Estates Fund	75,218	75,218	0	
123 Queens Cove Lighting Dist#13 Fund	12,129	12,129	0	
124 Lakewood Park Drainage MSBU	147,060	147,060	0	
126 Southern Oak Estates Lighting	3,771	3,771	0	
127 Pine Hollow Street Lighting MSTU	11,127	11,127	0	
128 Kings Hwy Industrial Park Lighting	15,462	15,462	0	
129 Parks MSTU Fund	7,874,144	7,874,144	0	
130 SLC Public Transit MSTU	8,061,026	8,061,225	199	Adjust budget to reflect 4% COLA instead of 3%
131 Property Cleanup SAD	48,450	48,450	0	
136 Meadowood MSTU	48,439	48,439	0	
138 Palm Lake Gardens MSTU Fund	8,418	8,418	0	

Fund Expenditure Budget Summary Report

St. Lucie County Board of County Commissioners

139 Palm Grove Fund	18,704	18,704	0	
140 Airport Fund	3,969,092	3,969,092	0	
140001 Port Fund	1,061,266	1,061,266	0	
142 Port MSBU Development Fund	82,894	82,894	0	
145 Mosquito Fund	8,409,639	8,409,639	0	
147 Bear Point Mitigation Fund	646,569	646,569	0	
150 Impact Fee Collections	480,283	480,283	0	
160 Plan Maintenance RAD Fund	517,752	517,752	0	
162 Tourism Dev-5th Cent	1,304,867	1,304,867	0	
170 Court Facilities Fund	1,304,696	1,304,696	0	
181 SLC Housing Finance Authority Fund	84,137	84,137	0	
182 Environmental Land Acquisition Fund	766,614	766,614	0	
183 Ct Administrator-19th Judicial Cir	2,490,688	2,490,688	0	
184 Erosion Control Operating Fund	13,982,492	13,982,492	0	
185 Housing Assistance SHIP Program	588,851	588,851	0	
187 Boating Improvement Projects	1,105,418	1,105,418	0	
188 Bluefield Ranch Improvements	147,965	147,965	0	
189 Florida Housing Grant	872,876	872,876	0	
190 Sports Complex Fund	3,400,098	3,400,098	0	
191 SLC Sustainability District	1,738,295	1,738,295	0	
194 South Hutchinson Erosion MSTU	885,841	785,919	-99,922	Tax rate lowered by BOCC from .7455 to .6613
210 Impact Fees I&S	172,840	172,840	0	
215 Sales Tax Revenue Bonds I&S Fund	7,963,480	7,963,480	0	
216 County Capital I&S	744,521	744,521	0	
218 Transportation I&S Fund	1,410,187	1,410,187	0	
219 Capital Impro. Rev Refunding 2014	1,843,901	1,843,901	0	
220 Cap Imp Rev Bonds, Series 2016	433,945	433,945	0	
221 Capital Imp Rev Bonds 2015	744,514	744,514	0	
222 Lease/Purchase FPL	1,643,426	1,643,426	0	
223 Lease/Purchase Motorola	767,897	767,897	0	
224 Capital Imp. Revenue Bond, 2016A	323,356	323,356	0	
225 Taxable Capital Imp Rev Bond, 2019	222,603	222,603	0	
240 Port Taxable NonAdValorem Bond2017A	1,656,875	1,656,875	0	
262 Tourism Dev 4th Cent I&S Fund	1,265,886	1,265,886	0	
263 Non-Ad Valorem Bonds, Series 2017	4,657,925	4,657,925	0	
310 Impact Fee Funds	73,395,670	73,395,670	0	
316 County Capital	3,009,947	3,009,947	0	
317 County Capital-St Rev Share Bnd	2,893,017	2,893,017	0	
318 County Capital - Transportation	88,911	88,911	0	

Fund Expenditure Budget Summary Report
St. Lucie County Board of County Commissioners

319 Infrastructure Surtax Capital	17,066,678	17,066,678	0
362 Sports Complex Improv Fund	655,344	655,344	0
364 Sports Complex Addit'l Improvements	1,217,375	1,217,375	0
370 MSBU Inhouse Financing Projects	1,009,803	1,009,803	0
382 Environmental Land Capital Fund	734,760	734,760	0
401 Sanitary Landfill Fund	24,436,282	24,436,282	0
418 Golf Course Fund	1,739,248	1,739,248	0
471 Water & Sewer District Operations	12,990,967	12,990,967	0
478 Water & Sewer Dist Renewal & Replacement	2,371,870	2,371,870	0
479 Water & Sewer Dist Capital Facilities	2,401,343	2,401,343	0
491 Building Code Fund	7,673,363	7,673,363	0
505 Health Insurance Fund	26,101,200	26,101,200	0
610 Tourist Development Trust Fund	1,214,049	1,214,049	0
611 Tourist Development Trust-Adv Fund	1,092,490	1,092,490	0
620 Law Enforcement Trust Fund	97,424	97,424	0
625 Law Library	595,672	595,672	0
630 Medical Examiner Agency Fund	2,997,901	2,997,901	0
665 SLC Art in Public Places Trust Fund	229,174	229,174	0
666 SLC Economic Development Trust Fund	145,369	145,369	0
Total	615,149,989	615,683,653	533,664